



Plum Creek

2014 ANNUAL REPORT

True to our core



Our Approach to Timberland Management

We continually aim to maximize the per-share value of your investment in the company. Our approach to long-term value creation has withstood the tests of time and markets.

Understand the full value of our asset base

We own and manage the most diverse timberland portfolio available – 6.6 million acres in 19 states consist of highly productive forests, natural gas, wind, water, and other subsurface assets, as well as the conservation, recreation, and real estate values of the land itself. This asset base provides us with operating flexibility and market insight unavailable to others in the business. These insights help us recognize and capture superior value for the trees we harvest and for the lands and subsurface assets we own.

Manage our lands sustainably

Sustainable management of our assets is part of the fabric of the company. Fifteen years ago, Plum Creek became the first timberland owner in the nation to have its timberlands third-party certified to the standards of the Sustainable Forestry Initiative® (SFI). Our commitment to sustainability is independently verified through regular audits of our forest management practices, currently conducted by Bureau Veritas.

Grow the value of our timber assets

Our working forests form the biologic foundation upon which our future cash flows will grow. It reflects our commitment to sustainable forestry and our consistent investment in forest productivity. Over the past decade, Plum Creek has planted more than 600 million trees, planned for the natural regeneration of millions of more trees, and invested more than a half a billion dollars in improving the productivity of our forests.

Allocate capital effectively

At the core of our management approach is a firm belief that superior capital allocation makes the difference between good returns and exceptional returns. We adhere to a strict Net Present Value discipline. Simply put, investments we make must create value for our shareholders.

Innovate

Innovation drives additional growth opportunities for our business. The company was the first pure-play timber investment, was the first timber REIT, and is the leader in recognizing alternative land values. We are serving new renewable energy markets that include power production from both sustainable biomass and wind sources. These markets are expected to grow further in 2015 and beyond. These achievements are part of Plum Creek's record of innovation. Additionally, company initiatives are helping attract new customers to the regions where we do business and are helping develop export markets for Southern timber.

Dear Fellow Shareholders,



RICK HOLLEY
Chief Executive Officer

Plum Creek had an excellent year in 2014. Despite a housing market that I would call anemic, our financial results improved over 2013. Our revenue for the year was \$1.48 billion and our cash flow from operations was \$457 million, an increase of 13% over 2013. Each of our business segments contributed to our year-over-year improvement in adjusted EBITDA, which grew by more than \$100 million.

There's a sports analogy that goes: "offense wins games, defense wins championships!" Throughout the recession and during 2014, Plum Creek focused on the latter category. We maintained our conservative approach—managing for the downside knowing that the upside would take care of itself. That approach has served us well, and we are very well positioned for the market recovery when it comes.

It's easy when times are tough to get distracted and lose focus on what makes a business or organization successful—at Plum Creek we do not get distracted. During 2014, we continued to implement our key strategies, which have been in place for years. We managed our assets for value, reducing harvests in less attractive markets and selling less strategic lands in stronger markets. We successfully integrated the more than \$1.2 billion of assets we acquired in the last two years. We continued to invest in the future by spending almost \$70 million to establish and improve the productivity of our forests. We repurchased \$50 million of our stock at a compelling discount to our view of the company's underlying value. And we made progress on a number of important strategic initiatives, which has positioned the company for significant future growth. 2014 was a busy, but very good, year.

"It's easy when times are tough to get distracted and lose focus on what makes a business or organization successful—we do not get distracted."

Our strategies for creating long-term shareholder value have remained constant over the years and are designed to maximize the per-share returns of an investment in the company. They are to:

- Evaluate the timberland portfolio for highest-value outcome.
- Grow the value of our core timber business.
- Create and capture value from timberlands with high-value alternative uses.
- Ensure disciplined, effective capital allocation.

Effective capital allocation is Job #1 at Plum Creek. It involves investing the excess capital we generate to grow our asset base through acquisitions, improve our asset base through productivity investments, and grow the value of the company through debt reduction or share repurchases. Here are some examples of our approach to effective capital allocation:

In late 2013, we completed the acquisition of 501,000 acres of timberlands and various other land and mineral assets from MeadWestvaco for \$1.1 billion. We liked these assets when we bought them and are thrilled with them now that we've owned them for a year! After closing the acquisition, we quickly brought our expertise to bear. Our foresters expanded the customer base and improved prices for the 2.8 million tons of timber harvested from these lands. Our real estate team thoroughly evaluated the acquired lands and identified 88,000 acres of embedded higher-value opportunities. Our energy and natural resources team integrated the subsurface and wind assets into our portfolio. Collectively, the results delivered from these assets in 2014 exceeded our expectations, generating \$96 million of adjusted EBITDA and \$65 million of cash flow after factoring in financing costs. The acquisition was cash flow accretive by 7% for the year, an excellent outcome.

"We've also made a concerted effort to sell less productive acres and acquire more productive acres, as we did with the acquisition in late 2013. Today, the acres we own are better stocked, more productive, and certainly more valuable."

Over the last few years, we made two opportunistic investments totaling \$230 million in construction materials with Vulcan Materials Company. These acquisitions provide Plum Creek with mineral interests in approximately 400 million tons of aggregate production in eight quarries located in excellent markets in Georgia and South Carolina. These investments performed well during 2014, generating cash flow of \$15 million, with significant future upside as the U.S. economy grows.

Over the last 10 years, we've invested over \$500 million to improve the productivity of our forests and those investments have paid off. For example, in the U.S. South, our average site class (site class is a measure of timberland productivity—the higher the number, the better the productivity) has grown from 66 to 75—that's worth about \$500 per acre in timberland value. In 2003, our total harvest was 19 million tons on 8 million acres. And in 2014, it was 19.6 million tons on 6.8 million acres. Our average stocking level has grown from 36 tons per acre to more than 41 tons per acre over the last decade. We've also made a concerted effort to sell less productive acres and acquire more productive acres, as we did with the acquisition in late 2013. Today, the acres we own are better stocked, more productive, and certainly more valuable.

Another example of our disciplined capital allocation was selling \$65 million of core timberlands at excellent values, and repurchasing \$50 million of our stock at an average price of \$40.21 per share, a compelling discount to our view of the company's underlying value. Through these actions, we captured an attractive arbitrage, selling at private market value and effectively buying timberlands (through our stock repurchases) at a deep discount. At Plum Creek, it's not about getting bigger; it's about getting more valuable on a per-share basis.





Our key focus at Plum Creek is to grow the long-term value of the company and deliver that value to shareholders.

Evaluate

the timberland portfolio for highest-value outcome

Grow

the value of our core timber business

Create

and capture value from timberlands with high-value alternative uses

Ensure

disciplined, effective capital allocation

As stewards of the company's assets, we continue to take our stewardship responsibilities seriously. All of our timberlands are managed under the Sustainable Forestry Initiative® Standard, and our compliance with that program is audited by independent auditors each and every year.

When most people consider sustainability, they think of the forests we manage, the 125 million seedlings we grow in our nurseries each year, the 60 million trees we plant across our ownership, and the timber we harvest that produces a multitude of products we all use each and every day. But sustainability at Plum Creek goes beyond that. It's also about the clean water and air that our forests provide, carbon storage in our forests, wildlife habitat for the multitude of birds, fish, and mammals that call our forests home, and recreation for millions of people. Stewardship is not only an important part of our culture at Plum Creek, it's a source of value for the company. We are very excited to share our Sustainability Report with all our stakeholders. I encourage you to read it. You can access it on our website (www.plumcreek.com/sustainability) or give us a call and we'll send you a copy.

Our key focus at Plum Creek is to grow the long-term value of the company and deliver that value to shareholders. We were disappointed with the performance of our stock in 2014, and I know you were as well. However, we have the right strategies in place for value growth. We have the team in place to execute on those strategies. We have a terrific asset base that is more valuable today than yesterday. And, we have a strong customer base and excellent contractor workforce. Key elements are in place and the company is very well positioned to capture significant value as the housing market improves and lumber demand and log prices with it. Rest assured, the Plum Creek team is committed to grow the value of your company and deliver that value to you!

At Plum Creek, our success is not due to the efforts of any one employee or business group; it's the collective effort of the entire team of 1,300 loyal and dedicated employees—they are the ones who execute on our businesses plans, manage our assets for long-term value, and practice sustainable management in everything they do, each and every day. I'm very fortunate to get to work with every one of them. On behalf of the entire Plum Creek team, I thank you, our shareholders, for your continued support.

RICK HOLLEY
Chief Executive Officer

Selected Five-Year Financial Highlights 2010 – 2014

<i>\$ in millions except per share amounts</i>	2014	2013	2012	2011	2010
Income Statement Items					
Revenues	\$ 1,476	\$ 1,340	\$ 1,339	\$ 1,167	\$ 1,190
Operating Income ^A	322	295	281	275	297
Equity Earnings from Timberland Venture	63	63	59	56	57
Equity Earnings from Real Estate Development Ventures	3	—	—	—	—
Interest Expense (Note Payable to Timberland Venture)	58	58	58	58	58
Interest Expense (Debt Obligations to Unrelated Parties)	108	83	82	81	80
Income before Income Taxes ^B	222	213	200	192	203
Provision (Benefit) for Income Taxes	8	(1)	(3)	(1)	1
Income from Continuing Operations	214	214	203	193	202
Gain on Sale of Properties, net of tax	—	—	—	—	11
Net Income	214	214	203	193	213
Non-Cash Items					
Depreciation, Depletion and Amortization ^C	138	119	114	96	96
Basis of Real Estate Sold	129	91	138	77	132
Balance Sheet Items					
Total Assets ^E	5,187	5,695	4,384	4,259	4,251
Total Debt Obligations (to Unrelated Parties) ^D	2,515	2,886	2,172	1,996	1,909
Note Payable to Timberland Venture (a Related Party)	783	783	783	783	783
Earnings Per Share (Diluted)					
Income from Continuing Operations	\$ 1.21	\$ 1.30	\$ 1.25	\$ 1.19	\$ 1.24
Net Income	\$ 1.21	\$ 1.30	\$ 1.25	\$ 1.19	\$ 1.31
Dividends Declared per Share	\$ 1.76	\$ 1.74	\$ 1.68	\$ 1.68	\$ 1.68
Timberland Acquisitions ^E					
Purchase Price	\$ —	\$ 950	\$ 18	\$ 89	\$ —
Acres	—	551,000	13,000	59,000	—
Timberland Dispositions (Acres)	184,000	168,000	269,000	185,000	258,000
Minerals and Mineral Rights Acquired ^E	\$ —	\$ 213	\$ 76	\$ 12	\$ —
Harvest Volume (in Million Tons)	19.6	17.4	17.9	15.8	15.4

^A Includes a \$2 million loss due to MDF fire damages and the related \$13 million insurance recoveries received, resulting in a net \$11 million gain in 2014.

^B Includes a \$4 million loss in 2013 and a \$13 million loss in 2010 on extinguishment of debt.

^C Includes a \$2 million loss due to MDF fire damages in 2014 and a \$4 million loss due to forest fire damages in 2013.

^D Includes Timber Obligations accounted for as capital leases.

^E Timberland acquisitions during 2013 include 501,000 acres in Alabama, Georgia, South Carolina, Virginia, and West Virginia acquired from MeadWestvaco Corporation. Minerals and mineral rights acquired during 2013 include certain proven and probable coal reserves (\$50 million) and surface leases (\$7 million) acquired from MeadWestvaco Corporation.

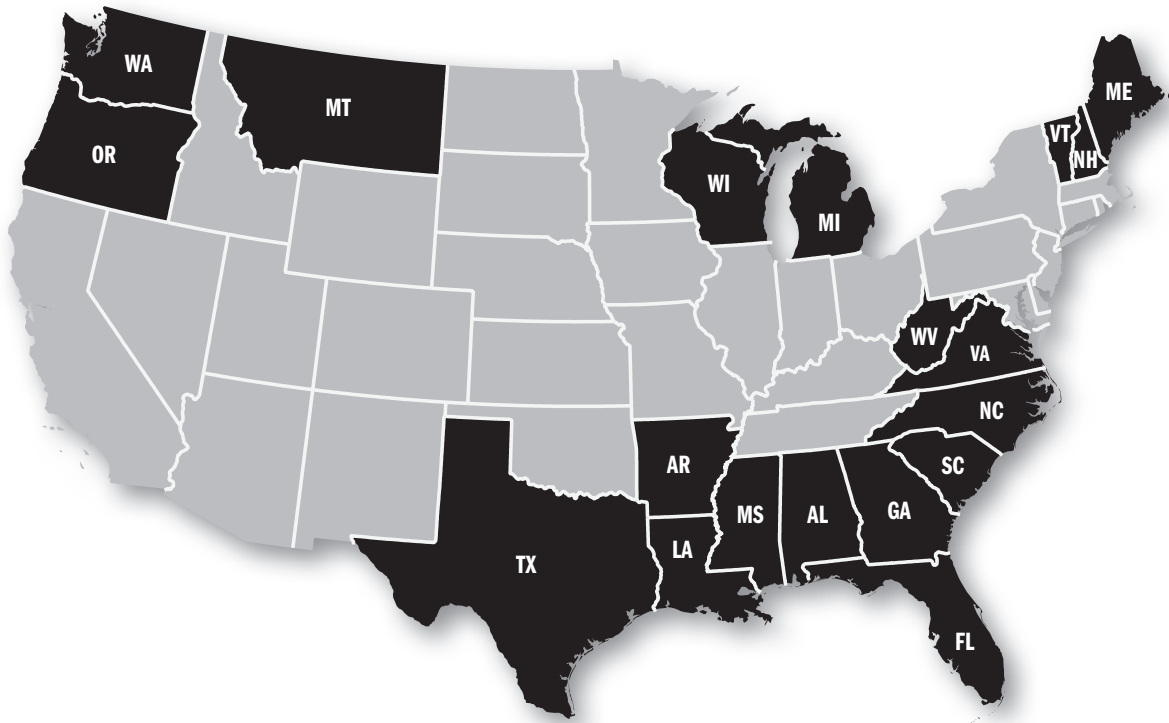


Plum Creek

2014 FORM 10-K

Distribution of Acreage

Alabama	138,000	Mississippi	575,000	Vermont	86,000
Arkansas	711,000	Montana	888,000	Virginia	126,000
Florida	415,000	New Hampshire	24,000	Washington	31,000
Georgia	792,000	North Carolina	4,000	West Virginia	257,000
Louisiana	399,000	Oregon	338,000	Wisconsin	11,000
Maine	861,000	South Carolina	338,000	Total	6,567,000
Michigan	571,000	Texas	2,000		



UNITED STATES SECURITIES AND EXCHANGE COMMISSION
Washington, D.C. 20549

FORM 10-K

ANNUAL REPORT PURSUANT TO SECTION 13 OR 15(d) OF THE SECURITIES EXCHANGE ACT OF 1934

For the fiscal year ended December 31, 2014

OR

TRANSITION REPORT PURSUANT TO SECTION 13 OR 15(d) OF THE SECURITIES EXCHANGE ACT OF 1934

Commission file number 1-10239

PLUM CREEK TIMBER COMPANY, INC.

(Exact name of registrant as specified in its charter)

Organized in the
State of Delaware

I.R.S. Employer Identification No.
91-1912863

601 Union Street, Suite 3100
Seattle, Washington 98101-1374
Telephone: (206) 467-3600

Securities registered pursuant to Section 12(b) of the Act:

Title of each class	Name of exchange on which registered
Common Stock, par value \$0.01 per share	New York Stock Exchange

Securities registered pursuant to Section 12(g) of the Act: None

Indicate by a check mark if the registrant is a well-known seasoned issuer, as defined in Rule 405 of the Securities Act. Yes No

Indicate by check mark if the registrant is not required to file reports pursuant to Section 13 or Section 15(d) of the Act. Yes No

Indicate by check mark whether the registrant (1) has filed all reports required to be filed by Section 13 or 15(d) of the Securities Exchange Act of 1934 during the preceding 12 months (or for such shorter period that the registrant was required to file such reports) and (2) has been subject to such filing requirements for the past 90 days. Yes No

Indicate by check mark whether the registrant has submitted electronically and posted on its corporate Web site, if any, every Interactive Data File required to be submitted and posted pursuant to Rule 405 of Regulation S-T (§232.405 of this chapter) during the preceding 12 months (or for such shorter period that the registrant was required to submit and post such files). Yes No

Indicate by check mark if disclosure of delinquent filers pursuant to Item 405 of Regulation S-K (§229.405 of this chapter) is not contained herein, and will not be contained, to the best of registrant's knowledge, in definitive proxy or information statements incorporated by reference in Part III of this Form 10-K or any amendment to this Form 10-K.

Indicate by check mark whether the registrant is a large accelerated filer, an accelerated filer, a non-accelerated filer, or a smaller reporting company. See the definitions of "large accelerated filer," "accelerated filer" and "smaller reporting company" in Rule 12b-2 of the Exchange Act.

Large accelerated filer Accelerated filer Non-accelerated filer Smaller reporting company

Indicate by check mark whether the registrant is a shell company (as defined in Rule 12b-2 of the Exchange Act). Yes No

The aggregate market value of the voting common stock held by non-affiliates based on the closing sales price on June 30, 2014, was \$6,924,257,143. For this calculation, all executive officers, directors and stockholders owning more than 5% of the outstanding common stock have been deemed affiliates. Such determination should not be deemed an admission that such executive officers, directors and stockholders are, in fact, affiliates of the registrant.

The number of outstanding shares of the registrant's common stock, as of February 20, 2015 was 176,059,055.

DOCUMENTS INCORPORATED BY REFERENCE

List hereunder the following documents if incorporated by reference and the Part of the Form 10-K (e.g., Part I, Part II, etc.) into which the document is incorporated:

Portions of the Proxy Statement for registrant's 2015 Annual Meeting of Shareholders to be held on May 5, 2015, are incorporated by reference into Part III of this Annual Report on Form 10-K.

PLUM CREEK TIMBER COMPANY, INC.
ANNUAL REPORT ON FORM 10-K
For the Fiscal Year Ended December 31, 2014

TABLE OF CONTENTS

Part I.

Item 1.	Business	1
Item 1A.	Risk Factors	13
Item 1B.	Unresolved Staff Comments	18
Item 2.	Properties	19
Item 3.	Legal Proceedings	20
Item 4.	Mine Safety Disclosures	20

Part II.

Item 5.	Market for Registrant's Common Equity, Related Stockholder Matters and Issuer Purchases of Equity Securities	22
Item 6.	Selected Financial Data	25
Item 7.	Management's Discussion and Analysis of Financial Condition and Results of Operations	26
Item 7A.	Quantitative and Qualitative Disclosures About Market Risk	65
Item 8.	Financial Statements and Supplementary Data	66
	Plum Creek Timber Company, Inc.	66
	Plum Creek Timberlands, L.P.	117
Item 9.	Changes in and Disagreements With Accountants on Accounting and Financial Disclosure	165
Item 9A.	Controls and Procedures	165
Item 9B.	Other Information	165

Part III.

Item 10.	Directors, Executive Officers and Corporate Governance	166
Item 11.	Executive Compensation	166
Item 12.	Security Ownership of Certain Beneficial Owners and Management and Related Stockholder Matters	166
Item 13.	Certain Relationships and Related Transactions, and Director Independence	166
Item 14.	Principal Accounting Fees and Services	166

Part IV.

Item 15.	Exhibits, Financial Statement Schedules	167
	Index to Exhibits	168

Note: except for the certifications of Messrs. Rick R. Holley and David L. Lambert, the exhibits to Plum Creek's Annual Report on Form 10-K for the year ended December 31, 2014, as filed with the Securities and Exchange Commission, are not included with this document. These items can be viewed with Plum Creek's Annual Report on Form 10-K on the Securities and Exchange Commission's website at www.sec.gov.

Part I

When we refer to “Plum Creek,” “the company,” “we,” “us,” or “our,” we mean Plum Creek Timber Company, Inc. and its consolidated subsidiaries. References in Items 1 through 7A to Notes to Consolidated Financial Statements refer to the Notes to the Consolidated Financial Statements of Plum Creek Timber Company, Inc. included in Item 8 of this form.

ITEM 1. BUSINESS

Industry Overview

General

The timber industry possesses several unique characteristics that distinguish it from the broader paper and forest products industry. The timber industry, which consists primarily of timberland owners, provides raw material for the paper and forest products industry, and conducts resource management activities, including the planting, fertilizing, thinning, and harvesting of trees and the marketing of logs. Logs are marketed and sold either as sawlogs to lumber and other wood products manufacturers or as pulplogs to pulp and paper manufacturers, producers of oriented strand board (“OSB”), and producers of wood pellets for use in bioenergy. Also, over time, timberlands may become more valuable for purposes other than growing timber. In these circumstances, timberlands may be sold to realize these values.

We believe timber is an attractive asset class for many reasons, including the following:

Renewable Resource. Timber is a growing and renewable resource that, when properly managed, increases in volume and value as it grows over time. Larger diameter trees command a higher price than smaller trees because they may be converted to higher value end-use products such as lumber and plywood.

Predictable and Improving Growth Rates. Predictable biological growth is an attractive feature of timberland assets because it contributes to predictable, long-term harvest planning. The development and application of comprehensive forest management practices continue to improve biological growth rates.

Harvest Flexibility. Timberland owners have some flexibility to increase their harvests when prices are high and decrease their harvests when prices are low, allowing timberland owners to maximize the long-term value of their growing resource base.

Supply and Demand Dynamics

There are six primary end-markets for most of the timber harvested in the United States: products used in new housing construction; products used in the repair and remodeling of existing housing; products for industrial uses; raw material for the manufacture of pulp and paper and OSB; wood fiber for energy production; and logs for export.

Supply. Timber supply can fluctuate based upon a variety of factors. The supply of timber is limited, to some extent, by the availability of timberlands. The availability of timberlands, in turn, is limited by several factors, including government restrictions relating to environmental regulation and land use and alternate uses such as agriculture. The large amounts of capital and length of time required to create new timberlands also limits timber supply.

Over the long-term, timber supply increases when modern forestry techniques increase productivity of timberlands and when some marginal agriculture lands revert to timberlands or are planted as forests for conservation purposes. In certain regional markets, log supply can expand when log imports increase relative to log exports.

Demand. The demand for timber is directly related to the underlying demand for pulp and paper products, lumber, panel and other wood related products. The demand for pulp and paper is largely driven by general macroeconomic conditions, including population growth, per-capita income levels, and industry capacity. The demand for lumber and manufactured wood products is affected primarily by the level of new residential construction activity, repair and

remodeling activity and industrial demand, which, in turn, is impacted by changes in general economic and demographic factors, including population, interest rates for home mortgages and construction loans. The demand for United States timber is also impacted by the amounts of pulp and paper products, lumber, panel and other wood products that are imported into the United States. Significant factors determining the volume of products shipped into the United States by foreign producers are currency valuation shifts as well as tariffs and quotas. Demand for lumber and logs and the volume of products that are shipped from the United States (exports) are also impacted by macroeconomic conditions in foreign markets, primarily China, Canada, Japan and Mexico. In addition to these historically significant factors, the demand for timber may also be affected by emerging markets for wood-based biofuel and bioenergy.

Our Business

Plum Creek is among the largest and most geographically diverse private landowners in the nation. As of December 31, 2014, we owned approximately 6.6 million acres of timberlands located in 19 states. Our objective is to maximize the long-term value of these assets. We analyze each timberland acre comprehensively to understand its highest-value use. We realize these values in many different ways, including harvesting the trees, selling the timberland or converting our trees to lumber, plywood and other wood products.

Our timberlands are well diversified, not only geographically, but also by species mix and age distribution. Growth rates vary depending on species, location, age and forestry practices. We manage our timberlands in two business segments: the Northern Resources Segment, consisting of timberlands in Maine, Michigan, Montana, New Hampshire, Oregon, Vermont, Washington, West Virginia and Wisconsin; and the Southern Resources Segment, consisting of timberlands in Alabama, Arkansas, Florida, Georgia, Louisiana, Mississippi, North Carolina, South Carolina, Texas, and Virginia. In addition, our Energy and Natural Resources Segment includes our natural resource businesses that focus on opportunities for oil and natural gas production, construction aggregates and mineral extraction, wind power and communication and transportation rights of way. The Real Estate Segment comprises our sales of higher and better use timberlands, and sales of non-strategic timberlands, including sales of large blocks of timberlands. Our Real Estate Segment includes development of certain properties, internally and through joint venture arrangements. Some of these activities are conducted through our wholly-owned taxable REIT subsidiaries.

Our Manufacturing Segment, also conducted through our wholly-owned taxable REIT subsidiaries, includes two lumber mills, two plywood mills and two medium density fiberboard ("MDF") production lines in Montana and one lumber remanufacturing facility in Idaho. On January 29, 2015, the company announced it will be permanently closing its remanufacturing facility in Idaho. The Montana facilities, strategically located near our timberlands, convert logs to lumber, plywood and other wood products, and convert chips, sawdust and wood shavings to MDF.

Our Other Segment provides timber and wood-fiber procurement services to certain customers. These activities consist primarily of harvesting and selling trees from timberlands that are not owned by us. Additionally, our share of the equity earnings / (losses) from our equity investment in MWV-Charleston Land Partners, LLC ("MWV-CLP") are reported in the Other Segment. Our equity investment in MWV-CLP consists of 93,000 acres of high-value rural lands and development-quality lands near Charleston, South Carolina. These activities are conducted through our wholly-owned taxable REIT subsidiaries.

Our Strategies for Growing Asset Value

Our strategies for growing asset value are guided by our disciplined focus to maximize the long-term value of our assets across our geographically diverse ownership. We seek to maximize the long-term value by managing our 6.6 million acres with the ultimate best use in mind. We strive to optimize our resource base through diligent resource management, disciplined acquisitions and dispositions and practicing environmentally responsible resource management.

Sustainable Resource Management. We grow the value of our core timber business by actively managing our working forests. We view our core timber resource base as a renewable asset with substantial inherent value. We seek to manage our timberlands in a manner that optimizes the balance among current cash flows, the biological growth of our timber and prudent environmental management. Our management approach employs advanced forest management practices, including the use of a computerized timber inventory system, thinning and fertilization, and

selective breeding to produce superior seedlings. Tree growth rates vary by region because of differences in weather, climate and soil conditions. Over the past decade, we have planted more than 600 million trees and planned for the natural regeneration of millions more trees. Newly-planted seedlings take 20 to 30 years to reach harvest maturity in the Southern United States, 35 to 60 years in the Northwestern United States, 45 to 70 years in the Northeastern United States and 70 to 90 years in inland regions of the Western United States, depending on the desired product. Our goal is to harvest trees at their optimal value. We merchandise the tree to get the most value from each log segment, while meeting customer specifications.

Furthermore, as part of our business, we focus on realizing the maximum value for non-timber resources on our properties, including opportunities relating to rock and mineral extraction. Our strategy to realize these values involves forming alliances with industry leaders to identify and pursue such opportunities.

Disciplined Acquisitions and Dispositions. The U.S. timberland market is highly fragmented. To the extent high-quality timberlands are available for acquisition, we believe we are well-positioned to compete for these properties because we are willing to enter into long-term supply agreements with sellers, we can structure acquisitions on a tax-efficient basis, we have broad geographic reach, we have a strong reputation for prudent environmental management, and we maintain a conservative capital structure, which provides us ready access to capital. In 2013, we acquired approximately 501,000 acres of timberlands in Alabama, Georgia, South Carolina, Virginia and West Virginia, along with related minerals and wind power leases. Also in 2013, we acquired approximately 46,000 acres of timberlands in Georgia and Alabama. No timberlands were acquired during 2014.

We estimate that included in the company's 6.6 million acres of timberlands are approximately 775,000 acres of higher value timberlands that we expect to sell, exchange, and/or develop over the next fifteen years for recreational, conservation, commercial and residential purposes. Included within the 775,000 acres of higher value timberlands are approximately 500,000 acres we expect to sell for recreational uses, approximately 200,000 acres we expect to sell for conservation and approximately 75,000 acres that are identified as having development potential. In addition, the company identified approximately 225,000 acres of non-strategic timberlands, which are expected to be sold in smaller acreage transactions over the near and medium term. In the meantime, all of our timberlands will continue to be managed productively in our business of growing and selling timber. Some of our real estate activities, including our real estate development business, are conducted through our wholly-owned taxable REIT subsidiaries.

We may sell or exchange timberlands that have high environmental or other public values and reinvest in timberlands that are more suitable for commercial timber management. In addition, we may sell conservation easements that limit development rights, but ensure that the timberlands will be maintained as a working forest in perpetuity. We may also sell or exchange timberlands that are less strategic to other forest products companies or non-industrial investors.

Our disciplined acquisition and disposition strategy has allowed us to expand and diversify our timberland holdings since our formation in 1989. This growth and diversification has enhanced our operating flexibility and reduced our exposure to regional timber market fluctuations. We expect that future acquisitions of timberland would be in or near one or more of the timber producing areas of the United States, including, but not limited to, in or near states in which we currently own timberlands.

Environmentally Responsible Resource Management. We believe that environmentally sound management practices contribute to our growth in value by providing greater predictability in the management of our assets. We follow the principles of the Sustainable Forestry Initiative® program ("SFI") which are aimed at the sound management of all natural resources, including soils, air, watersheds, fisheries and wildlife habitats. Forestry practices on all of our timberlands have been independently audited and certified under the SFI program. Our planning efforts for species listed as threatened or endangered under the Endangered Species Act have resulted in three major habitat conservation agreements under which we manage approximately 0.9 million acres of our timberlands. Our manufacturing business follows a set of internally developed environmental principles. See "Federal and State Regulations" below.

Segment Information

Certain financial information for each business segment is included in Note 21 of the Notes to Consolidated Financial Statements and is incorporated herein by reference.

Northern Resources Segment

As of December 31, 2014, the Northern Resources Segment encompassed approximately 3.1 million acres of timberlands in Maine, Michigan, Montana, New Hampshire, Oregon, Vermont, Washington, West Virginia and Wisconsin, and contained an estimated 97 million tons of standing timber, including approximately 22 million tons of standing timber in the states of Washington and Oregon. Consistent with industry practices, Plum Creek's estimated inventory of standing timber includes deductions for defects. Furthermore, Plum Creek's estimated standing timber includes volumes in environmentally sensitive areas, (1) where due to self-imposed restrictions we expect to defer harvest until conditions permit the removal of trees without adversely affecting the environment and (2) where regulations or universally accepted management practices restrict harvest volumes (approximately 7 million tons). For a description of how we estimate tons of standing timber, see the section ("Resource Management and Environmental Stewardship") below.

Timber harvested in the Northern Resources Segment is sold predominately as delivered logs to domestic mills and, in Montana, is also used in our manufacturing facilities. Competitors in the domestic log market include the United States Forest Service, the Bureau of Land Management, the Bureau of Indian Affairs, the British Columbia Ministry of Forests, numerous private individuals, domestic and foreign industrial timberland owners, and state agencies located in the regions in which we operate. In the Northern Resources Segment, domestic wood and fiber consuming facilities tend to purchase raw materials within a 200-mile radius due to transportation costs. Competitive factors within a market area generally include price, species, grade, quality, proximity to wood consuming facilities and the ability to consistently meet customer requirements. We compete based on price, on our reputation as a stable and consistent supplier of well-merchandised, high-quality logs, on our status as a Sustainable Forestry Initiative® certified supplier, and on our ability to maintain qualified independent logging and hauling contractors.

The Northern Resources Segment has several long-term (i.e. greater than 1 year) log supply agreements, under which we sell approximately 39% of the Northern Resources Segment's total volume. In general, the agreements require us to supply a specified volume of sawlogs or pulpwood to certain manufacturing facilities in the U.S. Our supply agreements reflect a market-based sales price. The terms of each agreement require sales price to be updated periodically, generally on a quarterly basis. Substantially all of the supply agreements use one or more of the following market indicators to determine the selling price:

- Average log prices for similarly situated regional customers (excluding the supply agreement customer) realized by Plum Creek over a defined time period;
- Average log prices from other log suppliers paid by the log supply agreement customer over a defined time period; and/or
- Negotiated base market price that is adjusted each period using published composite indexes.

During 2014, approximately 17% of the sawlogs and 76% of the pulpwood harvested in our Northern Resources Segment was sold pursuant to these long-term supply agreements. We expect these percentages to be approximately 19% of sawlogs and 74% of pulpwood during 2015. The volume commitments under these supply agreements may restrict our ability to sell timberlands in certain areas within our Northern Resources Segment, but also provide us stable demand.

Southern Resources Segment

As of December 31, 2014, the Southern Resources Segment consisted of approximately 3.5 million acres of timberlands (including approximately 209,000 acres of leased land) located in the states of Alabama, Arkansas, Florida, Georgia, Louisiana, Mississippi, North Carolina, South Carolina, Texas, and Virginia, and contained an estimated 171 million tons of standing timber. This estimate includes volume related to long-term timber deeds acquired in 2012 and 2013. Consistent with industry practices, Plum Creek's estimated inventory of standing timber includes deductions for defects. Furthermore, Plum Creek's estimated standing timber includes volumes in environmentally sensitive areas, (1) where

due to self-imposed restrictions we expect to defer harvest until conditions permit the removal of trees without adversely affecting the environment and (2) where regulations or universally accepted management practices restrict harvest volumes (approximately 9 million tons). For a description of how we estimate tons of standing timber, see the section ("Resource Management and Environmental Stewardship") below.

Logs in the Southern Resources Segment are sold to third party mills producing a wide array of forest products, including manufacturers of lumber, plywood, OSB, and pulp and paper products. Competitors in the Southern log markets include numerous private individuals, other industrial timberland owners, and to a lesser extent, state and federal agencies who own and manage forests in the region. Due to transportation costs, domestic wood and fiber consuming facilities in the Southern Resources Segment tend to purchase raw material within a 100-mile radius. Competitive factors within our Southern Resources Segment include price, species, grade, quality, proximity to wood consuming facilities and the ability to consistently meet customer requirements. We compete based on our reputation as a stable and consistent supplier of well-merchandised, high-quality logs, on price, on our status as a Sustainable Forestry Initiative® certified supplier, and on our ability to maintain qualified independent logging and hauling contractors. The Southern Resources Segment has a single customer, with multiple facilities, that represents 18% of its revenues. While not expected, the loss of this customer (all the facilities we currently serve) could have a significant impact on our operating income. The customer purchases sawlogs and pulpwood for its facilities located across the Southern Resources Segment. These facilities produce lumber, plywood, OSB and pulp and paper products. The loss of an individual facility would not likely have a significant impact on operating income.

The Southern Resources Segment has several long-term (i.e. greater than 1 year) log supply agreements, under which we sell approximately 31% of the Southern Resources Segment's total volume. In general, the agreements require us to supply a specified volume of sawlogs or pulpwood to certain manufacturing facilities in the U.S. Our supply agreements reflect a market-based sales price. The terms of each agreement require sales price to be updated periodically, generally on a quarterly basis. Substantially all of the supply agreements use one or more of the following market indicators to determine the selling price:

- Average log prices for similarly situated regional customers (excluding the supply agreement customer) realized by Plum Creek over a defined time period;
- Average log prices from other log suppliers paid by the log supply agreement customer over a defined time period; and/or
- Negotiated base market price that is adjusted each period using published composite indexes.

During 2014, approximately 26% of the sawlogs and 33% of the pulpwood harvested in our Southern Resources Segment was sold pursuant to these long-term supply agreements. We expect these percentages to be approximately 25% of sawlogs and 36% of pulpwood during 2015. The volume commitments under these supply agreements may restrict our ability to sell timberlands in certain areas within our Southern Resources Segment, but also provide us stable demand.

Real Estate Segment

In our Real Estate Segment, we compete with numerous sellers of entitled and unentitled land in hundreds of local markets. Buyers of our timberlands range from individuals purchasing small parcels to large investors looking to own and/or manage large blocks of commercial timberlands. Until a parcel of land is sold, all of our timberlands are managed productively in our business of growing and selling timber. Some of our real estate activities, including our real estate development business, are conducted through our wholly-owned taxable REIT subsidiaries.

The timing of real estate sales is a function of many factors, including the general state of the economy, demand in local real estate markets, the ability of buyers to obtain financing, the ability to obtain entitlements, the number of competing properties listed for sale, the seasonal nature of sales (particularly in the northern states), the plans of adjacent landowners, our expectation of future price appreciation, the timing of harvesting activities, and the availability of government and not-for-profit funding (especially for conservation sales). Also, in any period the price per acre will vary based on the location and physical characteristics of the parcels sold.

Higher Value Timberlands. We review our timberlands to identify properties that may have higher values other than as commercial timberlands. Included in our 6.6 million acres are approximately 775,000 acres of higher value timberlands that we expect to sell, exchange, and/or develop over the next fifteen years for recreational, conservation or residential purposes. Included within the 775,000 acres of higher value timberlands are approximately 500,000 acres we expect to sell for recreational uses, approximately 200,000 acres we expect to sell for conservation and approximately 75,000 acres that are identified as having development potential.

The 75,000 acres identified as having development potential are expected to be developed internally or through third-party arrangements over the next fifteen to twenty years. Projects developed internally by the company will generally be low-intensity development limited to activities associated with obtaining entitlements. For larger and more complicated projects, it is our intent to sell to, or enter into joint venture arrangements with leading land developers. In the near term, we are focused on several industrial projects. The development of residential properties is expected to be gradual and will depend on local market conditions.

Non-Strategic Timberlands. We will make other opportunistic sales of our timberlands. These transactions may involve selling timberlands located in areas where we would like to reduce our market presence, timberlands with lower than average productivity characteristics, or timberlands that can be sold at a price exceeding our value of holding and operating as commercial timberland. We consider these timberlands non-strategic and may sell them in either large or small acreage transactions. The price per acre will vary based on many factors, including the location and physical characteristics of the non-strategic timberlands sold.

We have approximately 225,000 acres of non-strategic timberlands, which we expect to sell in smaller acreage transactions over the near and medium term ("small non-strategic"). In addition to these 225,000 acres, from time to time, we sell timberlands in larger acreage transactions to commercial timberland buyers as opportunities arise ("large non-strategic"). Demand for larger acreage parcels has remained strong and we have received good values for sales during recent years. During 2014, we sold 23,000 large non-strategic acres in two transactions for \$65 million. During 2013, we sold 51,000 large non-strategic acres in two transactions for \$106 million.

Manufacturing Segment

Lumber. We produce a diverse line of softwood lumber products, including boards (common and select) and studs. Lumber products manufactured in our western Montana pine board sawmill and remanufacturing facility in Idaho are targeted to domestic lumber retailers, such as retail home centers for use in repair and remodeling projects. Lumber products from our Montana studmill are targeted to contractor distribution yards for use in home construction. Both pine board and stud lumber products are also sold to stocking distributors who serve a wide variety of end uses. On January 29, 2015, due to the loss of a significant customer, we announced we will be permanently closing our remanufacturing facility in Idaho. The closure of this facility should not have a significant impact on our 2015 results.

Competition in our lumber markets is based on price and quality and, to a lesser extent, the ability to meet delivery requirements on a consistent long-term basis and to provide specialized customer service. We compete in domestic lumber markets with many United States, Canadian and European producers. Canadian lumber producers have a significant position in the United States market due to their low wood fiber costs. Competition from European lumber producers varies from year to year and is significantly impacted by alternative international wood markets and changes in both currency exchange rates and ocean freight rates. The lumber market is also subject to competition from substitute products, such as products made from engineered wood composites, fiber/cement composites, plastics and steel.

Our lumber and plywood mills produce residual wood chips, sawdust and planer shavings as by-products of the conversion of logs into finished products. The majority of wood chips, sawdust, and shavings are used in our MDF facilities.

Plywood. Our two plywood plants in western Montana produce high-grade softwood plywood that we sell primarily into domestic specialized industrial markets (boat, recreational vehicle and transportation end-uses) and commercial markets (concrete forming overlay products). Our plywood products are generally of higher quality than commodity construction grade products and generally command higher prices in these specialty markets. While some plywood products are sold directly to large industrial customers, the majority is sold via stocking wholesale distributors. During 2014, we sold approximately 5% of our plywood in Canada. See “Lumber” above for a discussion of residual by-products.

Competition within the plywood market is based primarily on price and quality and, to a lesser extent, the ability to offer a full line of products and meet delivery requirements on a consistent, long-term basis. The domestic plywood market is characterized by numerous large and small producers and is also subject to competition from oriented strand board (OSB), a less expensive structural wood panel used primarily in new residential construction markets. Due to its low cost, OSB accounts for approximately 65% of North American structural panel production. To improve operating performance, some commodity plywood manufacturers have refocused their products toward the specialty plywood market, resulting in increased competition in the markets we serve. We expect to remain competitive due to our strong customer base and reputation for high-quality products.

Medium Density Fiberboard. Our MDF facilities in western Montana supply high-quality MDF to a wide range of customers throughout North America. Some of the more common uses for our MDF include furniture and cabinet components, architectural moldings, doors, store fixtures, core material for hardwood plywood, face material for softwood plywood, commercial wall paneling and substrate for laminate flooring. During 2014, we sold approximately 7% and 2% of our MDF in Canada and Mexico, respectively.

Outside North America, the MDF industry has undergone dramatic growth in terms of productive capacity and demand for its products. Manufacturers compete on a global scale on the basis of price, quality, service and the availability of specialty products. Additionally, MDF is a ready substitute for solid wood, hardboard and hardwood plywood in specific applications. Competition in the North American MDF industry will continue to be influenced by imports from New Zealand, Asia and South America.

Raw Materials. Our lumber and plywood facilities obtain approximately half of their logs from our Montana timberlands. Our timberlands currently supply high-quality logs and preferred timber species to our lumber and plywood facilities, although future harvest levels on our Montana timberlands are expected to decline modestly. Also, over time the average log size will decline due to past harvest and growth patterns.

Our lumber and plywood facilities have purchased and will continue to source logs from external suppliers, primarily the United States Forest Service, Bureau of Indian Affairs, and state and private timberland owners. We expect to increase purchases of logs from external sources as harvest levels on our Montana timberlands decline. Timberland harvest levels in and around Montana over the last several years have been declining, and we may experience a reduction in total future log supply which could impact our manufacturing facility production or operating rates. The geographic area from which our lumber and plywood facilities obtain logs may expand or contract from year to year as the cost of logs and value of manufactured products fluctuates. (For further discussion of other timber supply issues, see “Federal and State Regulations” below). In addition to buying logs, 22% of our plywood production in 2014 was supplemented through veneer purchased throughout the Pacific Northwest and Canada, and we estimate this amount could increase to as much as 40% in 2015. Our MDF facilities have a consistent supply of wood chips, sawdust and wood shavings from internal and external sources. However, as a result of declining residual by-products due to lower lumber and plywood production near our MDF facilities, we have had to expand the area in which we purchase wood chips, sawdust and wood shavings. This has resulted in longer hauling distances and higher raw material costs. Future MDF wood fiber sourcing is expected to also include a portion of pulpwood processed into wood chips. Both MDF and plywood use large quantities of resins, which are procured from a reliable supplier.

Competition. Markets for manufactured forest products are highly competitive in terms of price and quality. Also, wood products are subject to increasing competition from a variety of substitutes, including non-wood and engineered wood products as well as import competition from other worldwide suppliers. We believe we can compete effectively because of our private timber inventory, our reputation for environmentally responsible forestry, which has positioned us to meet regulatory challenges on a cost-effective basis, our reputation as a dependable, long-term supplier of quality products, our innovative approach to providing high-quality, value-added products to various retail and industrial niche markets and the integration of our timberlands with efficient manufacturing processes.

Energy and Natural Resources

We focus on realizing the maximum value potential of our non-timber ownership, including opportunities for oil and natural gas production, construction materials, industrial mineral extraction and wind energy development, along with communication and transportation rights of way. This segment consists of natural resource products and markets subject to widely varying forms and levels of competition. Our strategy involves forming alliances with industry leaders to identify, develop and sometimes acquire producing natural resources properties and mineral rights. As the owner of mineral rights and interests, we typically do not invest in operations but instead enter into contracts with operators granting them the right to produce and sell natural resources from our property in exchange for rents and royalties. We currently receive rental and royalty revenue from the extraction of oil, coal bed methane, natural gas, coal, construction aggregates and other minerals, and wind energy production from our ownership. Additionally, we receive payments in exchange for granting oil and gas exploration rights, and communication and transportation rights of way.

In addition to realizing values from our existing timberland ownership, we have also made recent opportunistic acquisitions of natural resource assets. In 2013, we acquired certain minerals and wind power leases for \$67 million that were associated with approximately 501,000 acres of timberlands in Alabama, Georgia, South Carolina, Virginia, and West Virginia. Also in 2013, we acquired mineral rights in approximately 255 million tons of aggregate reserves at four quarries in Georgia for approximately \$156 million. In 2012, we acquired mineral rights in approximately 144 million tons of aggregate reserves at four quarries in South Carolina for approximately \$76 million. We expect to continue to negotiate royalty arrangements and leases to capture the maximum value for our non-timber natural resources assets. Some of these activities are conducted through our wholly-owned taxable REIT subsidiaries.

Resource Management and Environmental Stewardship

Resource Management

We view our timberlands as assets with substantial inherent value and strive to manage them in an economically prudent and environmentally responsible manner to enhance their value. We seek to enhance value by improving the productivity of our forests, controlling harvesting costs, and sorting and merchandising logs to obtain their highest value.

Timberland Operations. We use different management techniques in each of our regions, implementing a variety of cost effective silvicultural treatments. We expect timber growth rates on our intensively managed timberlands to continue to improve over time as a result of genetic advances in seedlings and forest management practices such as thinning, competition control, and fertilization.

Technology and forest management advances have increased growth rates, resulting in trees reaching economic maturity at earlier ages. We believe our focus on active forest management practices will enhance forest productivity and increase the value of our timberlands over time.

Value can be enhanced through thinning operations on our younger timber stands. Value increases as trees grow and add wood volume. As trees grow larger, they can be used in higher value applications such as high-grade lumber, plywood, and furniture. Thinning a timber stand enables the healthier and potentially more valuable trees to grow more rapidly.

Advanced silvicultural techniques, such as the use of trees that are bred specifically for growth, quality and disease resistant traits, application of fertilizers, plant competition control, and pre-commercial thinning, enhance the growth and value of our timberlands. These treatments improve the growth of the forests, enhance the quality of the wood grown, and can potentially reduce future harvesting costs.

To maintain and improve the productivity of our timberlands, our approach is to ensure that acres harvested are promptly reforested. Based on site conditions and geography, harvested areas may be regenerated by planting or regenerated naturally by leaving mature trees to reseed the area. Natural regeneration methods are used on a substantial portion of our timberlands in the Northern Resources Segment. In the Southern Resources Segment, softwood lands are reforested by planting and hardwood lands are reforested through natural means.

Timber Inventory. Estimation of our standing timber inventory is guided by a set of policies and procedures. Timber volume data is collected through a process generally referred to as a “timber cruise,” whereby field measurements, including the number of trees by diameter and height, within sample areas are used to statistically estimate total volume for each timber stand. We perform timber cruises on a portion of our timberlands each year. Inventory is estimated and maintained at either the individual stand level or at the strata level. Stratum are groups of similar age, species, productivity, and harvest history. For stands that have not been cruised in the present year, growth models are used to estimate the current inventory. The key inputs in the growth process include prior silviculture treatments, stand age, site productivity and the number of trees by diameter and height. Formulas are utilized to estimate wood volume and weight from the grown diameter and height information. Our timber inventory estimates are updated to account for harvesting activities, timberland acquisitions and divestitures, biological growth, new timber cruise data and natural disturbances (e.g. fire, disease, or weather events), among other factors.

We believe that our inventory estimation process is consistent with accepted industry practices. We continuously work to improve the quality of our inventory information by evaluating new technologies and implementing processes where we can achieve higher quality data at a reasonable cost. We collaborate with forestry experts at leading universities to validate our inventory estimation practices. In addition, our process is reviewed by external foresters in connection with our sustainability certification under the Sustainable Forestry Initiative® standard, and the results of this review confirm that our approach is consistent with accepted industry practices.

Timber Loss. Forests are subject to a number of natural hazards, including damage by fire, hurricanes, insects and disease. Changes in global climate conditions may intensify these natural hazards. Severe weather conditions and other natural disasters can also reduce the productivity of timberlands and disrupt the harvesting and delivery of forest products. While damage from natural causes is typically localized and would normally affect only a small portion of our timberlands at any one time, these hazards are unpredictable and losses might not be so limited. The size and diversity of our timberlands, together with our active forest management, should help to minimize these risks. Consistent with the practices of other large timber companies, we do not maintain insurance against loss of standing timber on our timberlands due to natural disasters, but we do maintain insurance for loss of already harvested logs at our manufacturing facilities.

Environmental Stewardship

We practice environmentally responsible resource management. We adhere to the philosophy that environmentally sound management practices contribute to the company’s growth in value by providing greater predictability in the management of its natural resource assets. We follow the principles and objectives of the Sustainable Forestry Initiative® program (“SFI”), which sets forth a comprehensive approach to responsible forest stewardship. Our forestry practices on all of our timberlands have been independently audited and certified under the SFI program. The SFI program principles are designed to ensure that forest management is integrated with the conservation of soil, air and water resources, wildlife and fish habitat, and aesthetics.

Consistent with these principles, we have actively engaged in habitat conservation planning. The habitats of many species are protected by several agreements, including numerous species listed as threatened or endangered under the Endangered Species Act. These Habitat Conservation Plans (“HCPs”) are as follows:

Habitat Conservation Agreement	Protects	State	Acres
Central Cascades HCP	315 species	Washington	25,000
Native Fish HCP ^(A)	5 species of trout and salmon	Montana	890,000
Karner Blue Butterfly HCP	Karner Blue Butterfly	Wisconsin	10,000

^(A) During 2014, we announced the sale of approximately 165,000 acres of timberlands in Montana and Washington to The Nature Conservancy for \$131 million. The sale closed in two phases - the first phase, which consisted of approximately 48,000 acres in Washington, closed in December 2014, and the second phase, which consisted of approximately 117,000 acres in Montana, closed in January 2015. See Note 5 of the Notes to Consolidated Financial Statements. The Montana phase of this sale reduced the acres under HCP to approximately 770,000.

Seasonal Effects

Log sales volumes from our Northern Resources Segment are typically at their lowest point in the second quarter of each year when warming weather thaws and softens roadbeds, thus restricting access to logging sites. Log sales volumes from our Southern Resources Segment are generally at their lowest point during the first quarter of each year, as winter rains limit operations.

Demand for manufactured products is generally lowest in the winter quarter when activity in construction markets is slower, and higher in the spring, summer and fall quarters when construction activity increases. Working capital varies with seasonal fluctuations.

Timberland sales activity in the northern states is typically at its lowest point in the late fall and winter months when access to the properties is limited due to winter weather.

Federal and State Regulations

General Environmental Regulation

Our operations are subject to federal, state and local environmental laws and regulations, including laws relating to water, air, solid waste and hazardous substances and the requirements of the Federal Occupational Safety and Health Act and comparable state statutes relating to the health and safety of our employees. Although we believe that we are in material compliance with these requirements, there can be no assurance that we will not incur significant costs, civil and criminal penalties, and liabilities, including those relating to claims for damages to property or natural resources, resulting from our operations. We maintain environmental and safety compliance programs and conduct regular internal and independent third-party audits of our facilities and timberlands to monitor compliance with these laws and regulations.

We also expect legislative and regulatory developments in the area of climate change to address carbon dioxide emissions and renewable energy and fuel standards. It is unclear as of this date how any such developments will affect our business. Enactment of new environmental laws or regulations, or changes in existing laws or regulations or the interpretation of these laws or regulations, might require significant expenditures.

Endangered Species

The Endangered Species Act protects species threatened with possible extinction. A number of species indigenous to our timberlands have been listed as threatened or endangered or have been proposed for one or the other status under the Endangered Species Act. As a result, our activities in or adjacent to the habitat of these species may be subject to restrictions on the harvesting of timber, reforestation activities and the construction and use of roads.

We have received incidental take permits pursuant to our Habitat Conservation Plans from the U.S. Fish and Wildlife Service that in total cover our forest management on 0.9 million acres in the Northern Resources Segment as of December 31, 2014. We prepared Habitat Conservation Plans that will govern our management activities on the timberlands covered by the plans in these regions during their respective terms. The Habitat Conservation Plans require us to maintain certain levels of wildlife and fish habitat, and to take numerous other mitigation measures, including the protection of riparian areas. With the implementation of these mitigation measures, we are authorized to conduct forestry practices that are consistent with the conservation plans, even though they may have an adverse impact on the habitat of listed species covered by the plans.

Although the Habitat Conservation Plans have been implemented and are functioning as expected, there can be no assurance that they will remain in force or be sufficient to protect us against subsequent changes to the Endangered Species Act. Nor can there be any assurance that the Habitat Conservation Plans, individually or collectively, will be sufficient to protect us against the listing of additional species, or against changes to other applicable laws and regulations. Any of these changes could materially and adversely affect our operations.

Clean Water

The Clean Water Act and comparable state laws, regulations and best management practices and programs protect water quality. As a result, our resource management activities adjacent to rivers and streams as well as the point source discharges from our manufacturing facilities are subject to strict regulation. Most silvicultural activities are defined by regulation to be "non-point sources" and thus do not require federal permits from the Environmental Protection Agency ("EPA"), but rather are subject to state regulation and best management practices programs. Litigation in the Ninth Circuit Court of Appeals had challenged this silvicultural exemption under the Clean Water Act. However, in 2013, the U.S. Supreme Court upheld the EPA's interpretation of its regulation exempting logging roads and related silvicultural activities from permitting requirements. In addition to the Court's ruling, Congress passed legislation confirming that permitting cannot be required under the EPA's existing rules. However, the EPA remains free to regulate stormwater discharges from forest roads through measures other than federal permitting, including state regulation and voluntary best management practices. Accordingly, there can be no assurance that our forest management activities will not be subject to increased regulation under the Clean Water Act in the future.

At this time, we believe that federal and state laws and regulations related to the protection of endangered species and clean water will not have a material adverse effect on our financial position, results of operations or liquidity. We anticipate, however, that increasingly strict laws and regulations relating to the environment, natural resources and forestry operations, as well as increased social concern over environmental issues, may result in additional restrictions on us leading to increased costs, additional capital expenditures and reduced operating flexibility. We believe that our experience provides us a relative competitive advantage in managing environmental risks.

Timberlands

Our forest practices are and will in the future be subject to specialized statutes and regulations in the states where we operate. Many of these states have enacted laws that regulate forestry operations, including reforestation, silviculture, harvesting and processing activities on timberlands. Among other requirements, these laws impose some reforestation obligations on the owners of timberlands. Several states require prior notification before beginning harvesting activities. A number of states require a regulatory review taking from 15 to 30 days or more prior to harvesting, depending upon the environmental and other sensitivities of the proposed activity. Other state laws and regulations control the following activities: slash burning and harvesting during fire hazard periods; activities that affect water sources or are in proximity to inland shorelines; activities that affect water quality; and some grading and road construction activities.

Encumbrances

Under the terms of our debt agreements, we have agreed not to pledge or secure our timberlands, except under limited circumstances.

We hold fee title to almost all of our timberlands, with approximately 3% held as leasehold interests. Furthermore, there are no material liens or mortgages of any kind on our timberlands. The title to our timberlands does not always include the related hard rock mineral interests or oil and gas rights. Title to the timberlands is subject to presently existing easements, rights of way, flowage and flooding rights, servitudes, hunting and other leases, licenses and permits, none of which materially adversely affect the value of the timberlands or materially restrict the harvesting of timber or other operations.

Employees

As of December 31, 2014, we had 701 salaried and 624 non-union hourly employees. We believe that our employee relations are good. Our wage scale and benefits are generally competitive with other forest products companies. The planting of tree seedlings and the harvesting and delivery of logs are conducted by independent contractors.

Certain Corporate Governance and Other Available Information

The company maintains a code of ethics entitled the *Plum Creek Code of Conduct*, which applies to each director and to all of the company's employees including the principal executive officer, the principal financial officer and the principal accounting officer. In addition, each committee of the company's board of directors is governed by a charter. The *Plum Creek Code of Conduct* and the governing charters of the Audit, Compensation, and Corporate Governance and Nominating committees, along with the company's Corporate Governance Guidelines, can be found in the "Corporate Governance" section of the company's website accessible to the public at www.plumcreek.com. To find this section, click on the "Investors" link and then the "Corporate Governance" link. The company will post any amendments to, or waivers from, a provision of the *Plum Creek Code of Conduct* (to the extent applicable to any director or any of the company's executive officers, including the principal executive officer, principal financial officer or principal accounting officer) at this location on its website. The company will also post to its website the name of any director who simultaneously serves on the audit committee of more than three public companies, along with the Board's determination that such service would not impair any such director's ability to serve on the company's audit committee. In addition to these documents, the company's annual report on Form 10-K, quarterly reports on Form 10-Q, current reports on Form 8-K and reports concerning transactions in the company's stock by directors and certain officers of the company, and any amendments to those reports, can also be found on our website by first clicking the "Investors" link then the "SEC Filings" link. Copies of any of these documents may be obtained free of charge through our website or by contacting the company's Investor Relations Department at 601 Union Street, Suite 3100, Seattle, Washington 98101, or by calling (206) 467-3600.

ITEM 1A. RISK FACTORS

Business and Operating Risks

The Cyclical Nature of Our Business Could Adversely Affect Our Results of Operations

Our results of operations are affected by the cyclical nature of the economy, the forest products industry and real estate markets. Historical prices for logs, land and manufactured wood products have been volatile, and we have limited direct influence over the time and extent of price changes. The demand for logs and wood products is affected primarily by the level of new residential construction activity and, to a lesser extent, repair and remodeling activity and other industrial uses. The demand for logs is also affected by the demand for wood chips in the pulp and paper and engineered wood products markets and the bio-energy production markets. These activities are, in turn, subject to fluctuations due to, among other factors:

- changes in domestic and international economic conditions;
- interest rates;
- population growth and changing demographics; and
- seasonal weather cycles (e.g., dry summers, wet winters).

Decreases in the level of residential construction activity generally reduce demand for logs and wood products. This results in lower revenues, profits and cash flows. In addition, industry-wide increases in the supply of logs and wood products during favorable price environments can also lead to downward pressure on prices. Timber owners generally increase production volumes for logs and wood products during favorable price environments. Such increased production, however, when coupled with even modest declines in demand for these products in general, could lead to oversupply and lower prices.

Our results of operations may also be subject to global economic changes as global supplies of wood fiber and wood products shift in response to changing economic conditions. Changes in global economic conditions that could affect our results of operations include, but are not limited to, new timber supply sources and changes in currency exchange rates, foreign and domestic interest rates and foreign and domestic trade policies.

In addition, changes in our ability to sell or exchange non-strategic timberlands and timberland properties that have higher and better uses at attractive prices, or changes that adversely affect our ability to execute on certain real estate development activities conducted through our wholly-owned taxable REIT subsidiaries, could have a significant effect on our results of operations. We do not expect significant improvement in real estate prices or demand during 2015, and recovery to pre-2009 levels may take several years.

The following factors, among others, may adversely affect the timing and amount of our income generated by our timberland sales or our real estate development activities:

- general economic conditions;
- availability of funding for governmental agencies, developers, conservation organizations, individuals and others to purchase our timberlands for recreational, conservation, residential or other purposes;
- local real estate market conditions, such as oversupply of, or reduced demand for, properties sharing the same or similar characteristics as our timberlands;
- competition from other sellers of land and real estate developers;
- weather conditions or natural disasters having an adverse effect on our properties;
- relative illiquidity of real estate investments;
- changes in interest rates;
- impact of federal, state and local land use and environmental protection laws;
- changes in laws, regulations or the regulatory environment affecting tax, real estate and zoning;
- our ability to obtain all land use entitlements and other permits necessary for our development activities; or
- real estate markets and their impact on our ability or the ability of our partners to timely pursue our joint venture development strategy.

The Forest Products Industry is Highly Competitive

The forest products industry is highly competitive in terms of price and quality. Wood products are subject to increasing competition from a variety of substitute products, including non-wood and engineered wood products. For example, plywood markets are subject to competition from oriented strand board, and U.S. lumber and log markets are subject to competition from other worldwide suppliers.

Historically, Canada has been a significant source of lumber for the U.S. market, particularly in the new home construction market. After years of trade disputes over Canadian lumber imports, the U.S. and Canada executed a definitive agreement establishing a system of tiered taxes and/or volume restrictions relating to Canadian lumber imports to the U.S. However, the agreement expires in 2015, and it is uncertain when or if a new agreement will be reached, and if reached what the terms of such agreement would be. Moreover, even if a new agreement is reached, there can be no assurance that it will at all times, or at any time, effectively create a fair trade environment. Therefore, downward pressure on domestic timber and lumber prices caused by Canadian imports could continue or increase.

Our Joint Ventures May Pose Unique Risks

We participate in joint ventures and may participate in additional joint venture projects from time to time, including but not limited to joint ventures involving the ownership and management of timberlands, and we may enter into other joint venture projects with similar or different structures and terms. Any joint venture involves risks including, but not limited to, the risk that one or more of our joint venture partners takes actions that are contrary to our agreed upon terms, our instructions to them or to our policies or objectives, any one of which could cause adverse consequences for us.

Our Cash Dividends are Not Guaranteed and May Fluctuate

We have elected to be taxed as a REIT under sections 856-860 of the United States Internal Revenue Code of 1986, as amended (the "Internal Revenue Code"). Generally, REITs are required to distribute 90% of their taxable income. However, REITs are required to distribute only their ordinary taxable income and not their net capital gains income. Accordingly, we do not believe that we are required to distribute material amounts of cash given that substantially all of our taxable income is treated as capital gains income. To the extent capital gains income is not distributed to stockholders, a REIT would be subject to a 35% federal corporate income tax and applicable state income taxes on the undistributed capital gains income. In addition, the stockholders would be required to report their share of the retained capital gains income on their respective income tax returns, but would receive a refundable tax credit for their share of the tax paid at the corporate level.

Our Board of Directors, in its sole discretion, determines the amount of the quarterly dividends (including the determination of whether to retain net capital gains income) to be distributed to our stockholders based on consideration of a number of factors including, but not limited to, our results of operations, cash flow and capital requirements, economic conditions, tax considerations, borrowing capacity and other factors, including future acquisitions and divestitures, harvest levels, changes in the price and demand for our products and general market demand for timberlands, including those timberland properties that have higher and better uses. Consequently, our dividend levels may fluctuate.

We May Be Unsuccessful in Carrying Out Our Acquisition Strategy

We intend to pursue acquisitions of strategic timberland properties when market conditions warrant. As with any investment, our acquisitions may not perform in accordance with our expectations. In addition, we anticipate financing such acquisitions through cash from operations, borrowings under our unsecured credit facilities, proceeds from equity or debt offerings (including offerings of limited partnership units by our operating partnership) or proceeds from asset dispositions, or any combination thereof. Our inability to finance future acquisitions on favorable terms or the failure of any acquisitions to conform to our expectations, could adversely affect our results of operations.

We Depend on External Sources of Capital for Future Growth

Our ability to finance growth is dependent to a significant degree on external sources of capital. Our ability to access such capital on favorable terms could be hampered by a number of factors, many of which are outside of our control, including, without limitation, a decline in general market conditions, decreased market liquidity, a downgrade to our public debt rating, increases in interest rates, an unfavorable market perception of our growth potential, a decrease in our current or estimated future earnings or a decrease in the market price of our common stock. In addition, our ability to access additional capital may also be limited by the terms of our existing indebtedness, which, among other things, restricts our total amount of debt. Any of these factors, individually or in combination, could prevent us from being able to obtain the capital we require on terms that are acceptable to us, and the failure to obtain necessary capital could materially adversely affect our future growth.

Our Ability to Harvest and Deliver Timber May Be Subject to Limitations Which Could Adversely Affect Our Results of Operations

Our primary assets are our timberlands. Weather conditions, timber growth cycles, access limitations, availability of contract loggers and haulers, and regulations associated with the protection of wildlife and water resources may restrict our ability to harvest our timberlands. Other factors that may restrict our timber harvest include damage to our standing timber by fire or by insect infestation, disease, prolonged drought, flooding, severe weather and other natural disasters. Changes in global climate conditions could intensify one or more of these factors. Although damage from such causes usually is localized and affects only a limited percentage of standing timber, there can be no assurance that any damage affecting our timberlands will in fact be so limited. As is common in the forest products industry, we do not maintain insurance coverage for damage to our timberlands. Our revenues, net income and cash flow from operations are dependent to a significant extent on the pricing of our products and our continued ability to harvest timber at adequate levels. Therefore, if we were to be restricted from harvesting on a significant portion of our timberlands for a prolonged period of time, or if material damage to a significant portion of our standing timber were to occur, then we could suffer an adverse impact to our results of operations.

Activities Conducted on Our Timberlands and in Our Manufacturing Facilities are Subject to Federal and State Environmental Laws and Regulations

Laws, regulations and related judicial decisions and administrative interpretations affecting our business are subject to change, and new laws and regulations that may affect our business are frequently enacted. These changes may adversely affect our ability to harvest and sell timber, operate our manufacturing facilities, remediate contaminated properties and/or develop real estate. These laws and regulations relate to, among other things, the protection of timberlands, endangered species, timber harvesting practices, recreation and aesthetics and the protection and restoration of natural resources, air and water quality. Over time, the complexity and stringency of these laws and regulations have increased, and the enforcement of these laws and regulations has intensified, and this trend is expected to continue.

We are subject to regulation under, among other laws, the Clean Air Act, the Clean Water Act ("CWA"), the Resource Conservation and Recovery Act, the Comprehensive Environmental Response Compensation and Liability Act of 1980 and the Endangered Species Act, as well as comparable state laws and regulations. Any violation of these and similar environmental laws and related rules and regulations that apply to our operations could result in significant civil penalties and remediation expenses, along with potential injunctions, cease and desist orders and criminal penalties.

We engage directly in the following activities that are subject to regulation:

- forestry activities, including harvesting, planting, herbicide and other silvicultural activities, and construction, use and maintenance of roads;
- the generation of air emissions;
- the discharge of industrial wastewater and storm water; and
- the generation and disposal of both hazardous and non-hazardous chemicals and materials.

Some environmental laws impose strict liability, rendering a person liable for environmental damage without regard to the person's negligence or fault. These laws or future legislation or administrative or judicial action with respect to protection of the environment may adversely affect our business or require significant expenditures.

We are occasionally involved in environmental management matters and proceedings related to our manufacturing operations, our manufactured products and our timberland and natural resources holdings. Our manufacturing processes use hazardous substances and generate pollutants. Accordingly, we may be subject to claims for product liability or negligence, including claims for personal injury or property damage alleged to have arisen out of the use of our products or the release of hazardous substances. Moreover, on some of our vast land holdings we may discover environmental contamination. To date, we have not incurred significant costs for any material liabilities relating to such matters.

The Endangered Species Act and comparable state laws protect species threatened with possible extinction. A number of species on our timberlands have been and in the future may be protected under these laws. Protection of threatened and endangered species may include restrictions on timber harvesting, road building and other forest practices on private, federal and state land containing the affected species.

The CWA regulates the direct and indirect discharge of pollutants into the waters of the United States. Under the CWA, it is unlawful to discharge any pollutant from a "point source" into U.S. navigable waters without a permit obtained under the Environmental Protection Agency's ("EPA") National Pollutant Discharge Elimination System ("NPDES") permit program.

In 2010, the U.S. Court of Appeals for the Ninth Circuit ruled that ditches and culverts associated with "forest roads" were "point sources" under the CWA and thus required NPDES permits. The plaintiff alleged that the defendants violated the CWA by not obtaining EPA permits for stormwater runoff from logging roads into systems of ditches, culverts and channels that is then discharged into forest streams and rivers.

This decision overturned a long-standing EPA interpretation of Phase I of its Industrial Stormwater Rule under which EPA exempts certain sources of runoff from CWA permitting. Since 1976, the EPA has exempted from NPDES permitting requirements "point source" silviculture activities such as nursery operations, site preparation, reforestation and subsequent silvicultural treatment, thinning, prescribed burning, pest and fire control, harvesting operations, surface drainage, or road construction and maintenance from which there is "natural runoff". Under the EPA's interpretation of Phase I of its Industrial Stormwater Rule, the agency does not require permitting for discharges from ditches, culverts and channels that collect stormwater runoff from logging roads. The EPA, however, stated that stormwater discharges from forest roads should be evaluated under "Phase II" of the Stormwater Rule because it allows for a broad range of flexible approaches that are better suited to address the complexity of forest road ownership, management, and use.

In March 2013, the U.S. Supreme Court reversed the Ninth Circuit court's decision and upheld the EPA's interpretation of its Industrial Stormwater Rule. Stormwater runoff from logging roads and related silvicultural activities thus remain exempt under Phase I of the Stormwater Rule from NPDES permitting requirements. In addition to the Court's ruling, Congress recently passed legislation confirming that NPDES permitting cannot be required under either Phase I or Phase II of the EPA's Stormwater Rules. However, the EPA remains free to regulate stormwater discharges from forest roads through measures other than NPDES permitting, including state regulation and voluntary best management practices.

In addition to the foregoing activities, we have leased some of our properties to third-party operators for the purpose of exploring, extracting, developing and producing oil, gas, rock and other minerals, as the case may be, in exchange for fees and royalty payments. These activities are subject to federal, state and local laws and regulations. Some of our third party leases related to oil and gas activities involve third party operators drilling wells, and some of these wells involve hydraulic fracturing, which is a process that creates a fracture extending from the well bore in a rock formation to enable gas or oil to move through the rock pores to a production well. Fractures are typically created through the injection of water, chemicals and sand into the rock formation. On some of our properties, these operations may create risk of environmental liabilities for any unlawful discharge of oil, gas or other chemicals into the air, soil or water. Generally, our lease arrangements provide that our third-party operators indemnify us against any such operating liability and that they maintain liability insurance. However, if for any reason our third-party operators do not indemnify us, or if liability insurance were not in effect, then it is possible that we could be responsible for costs associated with

environmental liability caused by third-party operators. If that were to occur, such costs could have a material adverse effect on our financial condition and results of operations.

The Impacts of any Climate-Related Legislation or Regulation Remain Uncertain at This Time

There are several international, federal and state-level proposals addressing domestic and global climate issues. Generally, such proposals in the U.S. could impose regulation or taxation on the production of carbon dioxide and other “greenhouse gases” in an attempt to reduce emissions to the atmosphere, and provide tax and other incentives to produce and use more “clean energy.” Any future legislative and regulatory activity in this area could, in some way, affect us, but it is unclear at this time whether any such impact would be positive, negative, or significant.

Changes in Transportation Availability or Costs

Our business depends on the availability of logging contractors and providers of transportation of wood products, and is materially affected by the cost of these service providers. Therefore, an increase in the cost of fuel could negatively impact our financial results by increasing the cost associated with logging activities and transportation services, and could also result in an overall reduction in the availability of these services.

Stock Ownership

Provisions in Our Certificate of Incorporation and Delaware Law May Prevent a Change in Control

Some provisions of our certificate of incorporation may discourage a third party from seeking to gain control of us. For example, the ownership limitations described in our certificate of incorporation could have the effect of delaying, deferring, or limiting a change of control in which holders of our common stock might receive a premium for their shares over the then prevailing market price. The following is a summary of provisions of our certificate of incorporation that may have this effect.

Ownership Limit. In order for us to maintain our qualification as a REIT, not more than 50% of the value of our outstanding shares of capital stock may be owned, directly or indirectly, by five or fewer individuals, as defined in the Internal Revenue Code. For the purpose of preserving our REIT qualification, our certificate of incorporation prohibits ownership, either directly or under the applicable attribution rules of the Internal Revenue Code, of more than 9.8% of the lesser of the total number of shares of our common stock outstanding or the value of the outstanding shares of our common stock by any stockholder (the “Ownership Limit”). The Ownership Limit may have the effect of discouraging an acquisition of control of us without the approval of our Board of Directors.

The Ownership Limit in our certificate of incorporation also restricts the transfer of our common stock. For example, any transfer of our equity is null and void if the transfer would:

- result in any person owning, directly or indirectly, equity in excess of the Ownership Limit;
- result in our equity being owned, directly or indirectly, by fewer than 100 persons;
- result in us being “closely held” (as defined in the Internal Revenue Code);
- result in us failing to qualify as a “domestically controlled REIT” (as defined in the Internal Revenue Code); or
- otherwise cause us to fail to qualify as a REIT.

Preferred Stock. Our certificate of incorporation authorizes our Board of Directors to issue up to 75 million shares of preferred stock. Upon issuance, our Board of Directors will establish the preferences and rights for this preferred stock. These preferences and rights may include the right to elect additional directors. The issuance of preferred stock could have the effect of delaying or preventing a change in control of us even if a change in control were in our stockholders’ best interests.

Section 203 of the Delaware General Corporation Law. Section 203 of the Delaware General Corporation Law generally prohibits us from engaging in business transactions with a person or entity that owns 15% or more of our voting stock for a period of three years following the time such person or entity became an “interested stockholder” unless, prior to such time, our Board of Directors approved either the business combination or the transaction which resulted in such person or entity becoming an interested stockholder. A business transaction may include mergers, asset sales and other transactions resulting in financial benefit to the person or entity that owns 15% or more of our voting stock.

Tax Risks

If We Fail to Qualify as a REIT, We Would Be Subject to Tax at Corporate Rates and Would Not Be Able to Deduct Dividends to Stockholders When Computing Our Taxable Income

If in any taxable year we fail to qualify as a REIT, unless we were entitled to relief under the Internal Revenue Code:

- we would be subject to federal and state income tax on our taxable income at regular corporate rates;
- we would not be allowed to deduct dividends to stockholders in computing our taxable income; and
- we would also be disqualified from treatment as a REIT for the four taxable years following the year during which we lost qualification.

If we fail to qualify as a REIT, we might need to borrow funds or liquidate some investments in order to pay the additional tax liability. Accordingly, funds available for investment or dividends to our stockholders would be reduced.

Qualification as a REIT involves the application of highly technical and complex provisions of the Internal Revenue Code to our operations and the determination of various factual matters and circumstances not entirely within our control. There are only limited judicial or administrative interpretations of these provisions. Although we operate in a manner consistent with the REIT qualification rules, we cannot assure you that we are or will remain so qualified.

In addition, federal and state tax laws are constantly under review by persons involved in the legislative process, the Internal Revenue Service, the United States Department of the Treasury, and state taxing authorities. Changes to the tax law could adversely affect our stockholders. We cannot predict with certainty whether, when, in what forms, or with what effective dates, the tax laws applicable to us or our stockholders may be changed.

Certain of Our Business Activities are Potentially Subject to Prohibited Transactions Tax or Corporate-Level Income Tax

Under the Internal Revenue Code, REITs must generally engage in the ownership and management of income producing real estate. For Plum Creek, this generally includes owning and managing a timberland portfolio for the production and sale of standing timber. Accordingly, the manufacture and sale by us of wood products, the harvesting and sale of logs, the development and/or sale of certain timberlands and certain mineral royalty transactions are conducted through one or more of our wholly-owned taxable REIT subsidiaries (“TRSs”) because such activities could either generate non-qualifying REIT income or could constitute “prohibited transactions.” Prohibited transactions are defined by the Internal Revenue Code generally to be sales or other dispositions of property to customers in the ordinary course of a trade or business. By conducting our business as described above we believe that we satisfy the REIT requirements of the Internal Revenue Code and should not be subject to the 100% tax that could be imposed if a REIT were to engage in a prohibited transaction. We may not always be successful, however, in limiting such activities to our TRSs. Therefore, we could be subject to the 100% prohibited transactions tax if such instances were to occur. The net income of our TRSs is subject to corporate-level income tax.

ITEM 1B. UNRESOLVED STAFF COMMENTS

None.

ITEM 2. PROPERTIES

We believe that our timberlands and manufacturing facilities are suitable and adequate for current operations (see Item 1. "Business" for discussion of the location and description of properties and encumbrances related to the properties). We own and operate modern manufacturing facilities, reported as part of our Manufacturing Segment, strategically located near our western Montana timberlands. The manufacturing facilities are maintained through ongoing capital investments, regular maintenance and equipment upgrades. Additional information about our facilities by product line follows:

	Annual Capacity (in millions) ^(A)	2014 Actual Production (in millions) ^(B)
Lumber—board feet		
Columbia Falls, MT	80	65
Evergreen, MT	65	45
Meridian, ID (Remanufacturing)	70	56
Total Lumber Capacity	215	166
Plywood—square feet (3/8")		
Columbia Falls, MT	110	85
Evergreen, MT	110	82
Total Plywood Capacity	220	167
MDF—square feet (3/4")		
Columbia Falls, MT (Thick Line MDF)	145	98
Columbia Falls, MT (Thin Line MDF)	120	113
Total MDF Capacity	265	211

(A) Capacity represents the annual production capabilities of the facility under normal operating conditions and producing a normal product mix. Production volumes may vary due to several factors, including end-use market conditions, wood fiber supply and labor availability.

(B) Actual lumber and plywood production during 2014 was lower than our historic operating levels due primarily to a declining supply of logs in western Montana. Actual MDF production during 2014 was lower than our historic operating levels due primarily to a fire at our MDF facility in June 2014. On January 29, 2015, due to the loss of a significant customer, we announced we will be permanently closing our remanufacturing facility in Idaho. The closure of this facility should not have a significant impact on our 2015 results.

ITEM 3. LEGAL PROCEEDINGS

Prior to 2011, Plum Creek was generally subject to corporate-level tax (built-in gains tax) when the company made a taxable disposition of certain properties acquired in a 2001 merger. The built-in gains tax applied to gains recognized from such asset sales to the extent that the fair value of the property exceeded its tax basis at the merger date. Built-in gains tax was generally not payable on dispositions of property to the extent the proceeds from such dispositions were reinvested in qualifying like-kind replacement property.

The company's 2008 federal income tax return is currently being audited by the Internal Revenue Service ("IRS"). The IRS has proposed an adjustment to the company's U.S. federal income tax treatment of the Timberland Venture formation transaction, which occurred on October 1, 2008, on the basis that the transfer of the timberlands to Southern Diversified Timber, LLC was a taxable transaction to the company at the time of the transfer rather than a nontaxable capital contribution to the Timberland Venture. We have filed a protest with IRS Appeals.

If the IRS's position is upheld on administrative or judicial appeal, it could result in a maximum built-in gains tax liability of approximately \$100 million. In addition, the company could be required to accelerate the distribution to its stockholders of up to \$600 million of gain from the transaction. The company expects that as much as 80% of any such distribution could be made with the company's common stock, and stockholders would be subject to tax on the distribution at the applicable capital gains tax rate. The company would also be required to pay interest, which could be substantial, and, if applicable, penalties.

We believe the transfer of the timberlands was a nontaxable contribution to the Timberland Venture and not a taxable transaction. We have not accrued income taxes for financial reporting purposes with respect to this matter and do not believe it is reasonably possible any material accrual will be made within the next year. We are confident in our position and believe that the proposed re-characterization of the Timberland Venture formation transaction by the IRS will ultimately be unsuccessful. We intend to vigorously contest this re-characterization.

ITEM 4. MINE SAFETY DISCLOSURES

Not Applicable.

Executive Officers of the Registrant

Executive officers are elected annually at the first quarterly meeting of the Board of Directors following the annual meeting of stockholders.

Name	Age	Office ^(J)	Officer Since
Rick R. Holley ^(A)	63	Chief Executive Officer	1989
Thomas M. Lindquist ^(B)	54	President and Chief Operating Officer	2001
David W. Lambert ^(C)	54	Senior Vice President and Chief Financial Officer	2002
James A. Kilberg ^(D)	59	Senior Vice President, Real Estate, Energy and Natural Resources	2003
James A. Kraft ^(E)	59	Senior Vice President, General Counsel and Secretary	1989
Larry D. Neilson ^(F)	55	Senior Vice President, Resources and Operations Support	2002
Russell S. Hagen ^(G)	49	Senior Vice President, Business Development	2006
Timothy E. Punke ^(H)	44	Senior Vice President, Corporate Affairs and Public Policy	2013
Barbara L. Crowe ^(I)	63	Vice President, Human Resources	1997

^(A) Served since February 2013 as Chief Executive Officer. From January 1994 to February 2013, Mr. Holley served as President and Chief Executive Officer. Mr. Holley was Vice President and Chief Financial Officer from April 1989 to December 1993.

^(B) Served since February 2013 as President and Chief Operating Officer. From April 2007 to February 2013, Mr. Lindquist served as Executive Vice President and Chief Operating Officer and from December 2001 to March 2007 served as Executive Vice President.

^(C) Served since August 2006 as Senior Vice President and Chief Financial Officer. From January 2006 to August 2006, Mr. Lambert served as Vice President, Business Development. Mr. Lambert was Vice President, Treasurer from January 2002 to January 2006, Director of Planning, Treasurer from June 1998 to January 2002 and Director of Finance and Treasurer from November 1994 to June 1998.

^(D) Served since February 2013 as Senior Vice President, Real Estate, Energy and Natural Resources. From April 2006 to February 2013, Mr. Kilberg served as Senior Vice President, Real Estate and from January 2003 to March 2006 served as Vice President, Land Management.

^(E) Served since January 2002 as Senior Vice President, General Counsel and Secretary. Mr. Kraft was Vice President, General Counsel and Secretary from April 1996 to January 2002, Vice President, Law from January 1994 to April 1996 and Vice President, Law and Corporate Affairs from April 1989 to December 1993.

^(F) Served since September 2011 as Senior Vice President, Resources and Operations Support. From October 2005 to September 2011, Mr. Neilson served as Senior Vice President, Business Development. Mr. Neilson was Vice President, Real Estate from August 2002 to October 2005.

^(G) Served since December 2011 as Senior Vice President, Business Development. From September 2011 to December 2011, Mr. Hagen served as Vice President, Business Development. From October 2006 to September 2011, Mr. Hagen served as Vice President, Real Estate Development. Mr. Hagen served as General Manager, Energy and Natural Resources from January 2002 to October 2006, Director, Financial Operations and Technology from December 1999 to January 2002 and Director, Financial Operations and Risk Management from April 1995 to December 1999.

^(H) Served since September 2013 as Senior Vice President, Corporate Affairs and Public Policy. Prior to joining Plum Creek, Mr. Punke served from January 2007 to September 2013 as partner and co-founder of the Monument Policy Group, a government affairs consulting firm, and from 2005 to 2007, as a partner with the law firm K&L Gates.

^(I) Served since April 1997 as Vice President, Human Resources.

^(J) There are no family relationships among the executive officers of the company.

Part II

ITEM 5. MARKET FOR REGISTRANT'S COMMON EQUITY, RELATED STOCKHOLDER MATTERS
AND ISSUER PURCHASES OF EQUITY SECURITIES

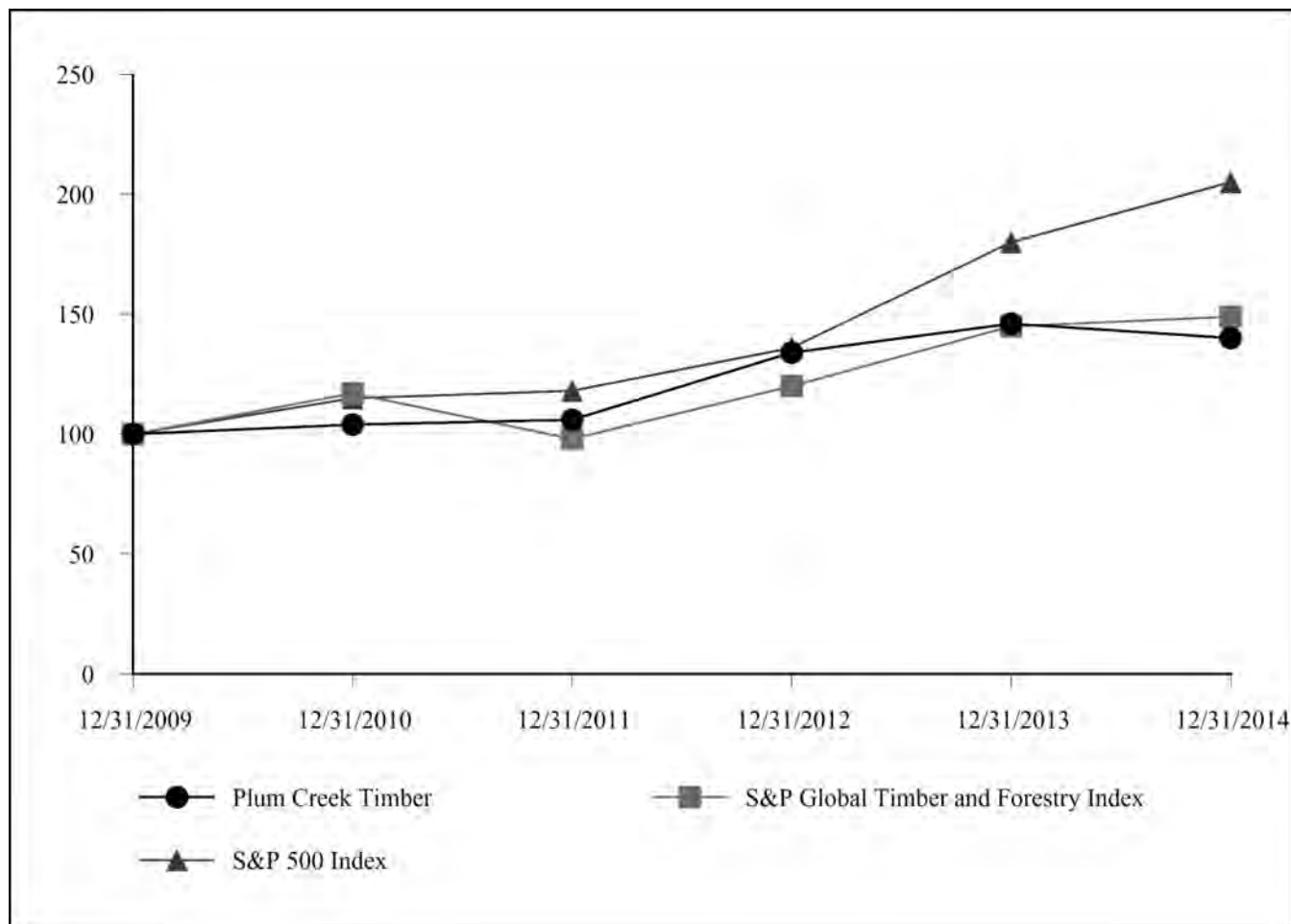
Plum Creek Timber Company, Inc.'s common stock is traded on the New York Stock Exchange. As of February 20, 2015, there were 12,894 stockholders of record and 176,059,055 outstanding shares.

Trading price data, as reported on the New York Stock Exchange Composite Tape, and declared cash dividend information for the **years ended December 31, 2014 and 2013**, are as follows:

	1st Quarter	2nd Quarter	3rd Quarter	4th Quarter
2014				
High	\$ 46.74	\$ 45.45	\$ 45.31	\$ 43.63
Low	40.73	40.57	38.70	38.78
Cash Dividend per Share	\$ 0.44	\$ 0.44	\$ 0.44	\$ 0.44
2013				
High	\$ 52.28	\$ 54.62	\$ 50.06	\$ 50.08
Low	44.73	44.01	43.15	42.95
Cash Dividend per Share	\$ 0.42	\$ 0.44	\$ 0.44	\$ 0.44

Company Stock Price Performance

The following graph shows a five-year comparison of cumulative total stockholder returns for the company, the Standard & Poor's ("S&P") 500 Index, and the S&P Global Timber and Forestry Index for the five years ended December 31, 2014. The total stockholder return assumes \$100 invested at the beginning of the period in the company's common stock, the S&P 500 Index, and the S&P Global Timber and Forestry Index. It also assumes reinvestment of all dividends.



The following table shows total stockholder return for the previous **one year ended December 31**:

	2010	2011	2012	2013	2014
Plum Creek	3.8%	1.9 %	26.7%	8.7%	(4.1)%
S&P Global Timber and Forestry Index	17.1%	(16.5)%	22.8%	20.4%	2.8 %
S&P 500 Index	15.1%	2.1 %	16.0%	32.4%	13.7 %

The following table shows total indexed return of stock price plus reinvestment of dividends, assuming an initial investment of \$100.00 at December 31, 2009 for the **years ended December 31**:

	12/31/2009	2010	2011	2012	2013	2014
Plum Creek	\$ 100	\$ 104	\$ 106	\$ 134	\$ 146	\$ 140
S&P Global Timber and Forestry Index	\$ 100	\$ 117	\$ 98	\$ 120	\$ 145	\$ 149
S&P 500 Index	\$ 100	\$ 115	\$ 118	\$ 136	\$ 180	\$ 205

Purchase of Equity Securities

None.

ITEM 6. SELECTED FINANCIAL DATA

Financial Highlights

The following table summarizes selected financial highlights for the **five most recent fiscal years** (dollars in millions, except per share amounts):

	2014	2013	2012	2011	2010
Income Statement Items					
Revenues	\$ 1,476	\$ 1,340	\$ 1,339	\$ 1,167	\$ 1,190
Operating Income ^(A)	322	295	281	275	297
Equity Earnings from Timberland Venture	63	63	59	56	57
Equity Earnings from Real Estate Development Ventures	3	—	—	—	—
Interest Expense (Note Payable to Timberland Venture)	58	58	58	58	58
Interest Expense (Debt Obligations to Unrelated Parties)	108	83	82	81	80
Income before Income Taxes ^(B)	222	213	200	192	203
Provision (Benefit) for Income Taxes	8	(1)	(3)	(1)	1
Income from Continuing Operations	214	214	203	193	202
Gain on Sale of Properties, net of tax	—	—	—	—	11
Net Income	214	214	203	193	213
Non-Cash Items					
Depreciation, Depletion and Amortization ^(C)	138	119	114	96	96
Basis of Real Estate Sold	129	91	138	77	132
Balance Sheet Items					
Total Assets ^(E)	5,187	5,695	4,384	4,259	4,251
Total Debt Obligations (to Unrelated Parties) ^(D)	2,515	2,886	2,172	1,996	1,909
Note Payable to Timberland Venture (a Related Party)	783	783	783	783	783
Earnings per Share (Diluted)					
Income from Continuing Operations	\$ 1.21	\$ 1.30	\$ 1.25	\$ 1.19	\$ 1.24
Net Income	\$ 1.21	\$ 1.30	\$ 1.25	\$ 1.19	\$ 1.31
Dividends Declared per Share					
	\$ 1.76	\$ 1.74	\$ 1.68	\$ 1.68	\$ 1.68
Timberland Acquisitions ^(E)					
Purchase Price	\$ —	\$ 950	\$ 18	\$ 89	\$ —
Acres	—	551,000	13,000	59,000	—
Timberland Dispositions (Acres)					
	184,000	168,000	269,000	185,000	258,000
Minerals and Mineral Rights Acquired ^(E)					
	\$ —	\$ 213	\$ 76	\$ 12	\$ —
Harvest Volume (in Million Tons)					
	19.6	17.4	17.9	15.8	15.4

(A) Includes a \$2 million loss due to MDF fire damages and the related \$13 million insurance recoveries received, resulting in a net \$11 million gain in 2014.

(B) Includes a \$4 million loss in 2013 and a \$13 million loss in 2010 on extinguishment of debt.

(C) Includes a \$2 million loss due to MDF fire damages in 2014 and a \$4 million loss due to forest fire damages in 2013.

(D) Includes Timber Obligations accounted for as capital leases.

(E) Timberland acquisitions during 2013 include 501,000 acres in Alabama, Georgia, South Carolina, Virginia and West Virginia acquired from MeadWestvaco Corporation. Minerals and mineral rights acquired during 2013 include certain proven and probable coal reserves (\$50 million) and surface leases (\$7 million) acquired from MeadWestvaco Corporation. See Note 2 of the Notes to Consolidated Financial Statements.

ITEM 7. MANAGEMENT'S DISCUSSION AND ANALYSIS OF FINANCIAL CONDITION AND RESULTS OF OPERATIONS

Forward-Looking Statement

This Report contains forward-looking statements within the meaning of the Private Litigation Reform Act of 1995. Some of the forward-looking statements can be identified by the use of forward-looking words such as “believes,” “expects,” “may,” “will,” “should,” “seeks,” “approximately,” “intends,” “plans,” “estimates,” “projects,” “strategy,” or “anticipates,” or the negative of those words or other comparable terminology. Forward-looking statements involve inherent risks and uncertainties. A number of important factors could cause actual results to differ materially from those described in the forward-looking statements, including those factors described in “Risk Factors” under Item 1A in this Form 10-K. Some factors include changes in governmental, legislative and environmental restrictions, catastrophic losses from fires, floods, windstorms, earthquakes, volcanic eruptions, insect infestations or diseases, as well as changes in economic conditions and competition in our domestic and export markets and other factors described from time to time in our filings with the Securities and Exchange Commission. In addition, factors that could cause our actual results to differ from those contemplated by our projected, forecasted, estimated or budgeted results as reflected in forward-looking statements relating to our operations and business include, but are not limited to:

- the failure to meet our expectations with respect to our likely future performance;
- an unanticipated reduction in the demand for timber products and/or an unanticipated increase in supply of timber products;
- an unanticipated reduction in demand for higher and better use or non-strategic timberlands;
- our failure to make strategic acquisitions or to integrate any such acquisitions effectively or, conversely, our failure to make strategic divestitures; and
- our failure to qualify as a real estate investment trust, or REIT.

It is likely that if one or more of the risks materializes, or if one or more assumptions prove to be incorrect, the current expectations of Plum Creek and its management will not be realized. Forward-looking statements speak only as of the date made, and neither Plum Creek nor its management undertakes any obligation to update or revise any forward-looking statements.

Organization of the Company

In management's discussion and analysis of financial condition and results of operations (Item 7 of this form), when we refer to “Plum Creek,” “the company,” “we,” “us,” or “our,” we mean Plum Creek Timber Company, Inc. and its consolidated subsidiaries. References to Notes to Consolidated Financial Statements refer to the Notes to the Consolidated Financial Statements of Plum Creek Timber Company, Inc. included in Item 8 of this Form 10-K.

Plum Creek Timber Company, Inc., a Delaware Corporation and a real estate investment trust, or “REIT”, for federal income tax purposes, is the parent company of Plum Creek Timberlands, L.P., a Delaware Limited Partnership (the “Operating Partnership” or “Partnership”), and Plum Creek Ventures I, LLC, a Delaware Limited Liability Company (“PC Ventures”). Plum Creek conducts substantially all of its activities through the Operating Partnership and various wholly-owned subsidiaries of the Operating Partnership.

The Operating Partnership has borrowed and has currently outstanding \$2.5 billion principal amount of debt, including \$1.3 billion of publicly issued notes. PC Ventures has borrowed and has currently outstanding \$783 million in principal amount of debt (“the Note Payable to Timberland Venture”) from an entity (“the Timberland Venture”) in which a subsidiary of the Operating Partnership has a common and preferred equity interest. See Note 18 of the Notes to Consolidated Financial Statements. PC Ventures used the proceeds from the borrowing to make a \$783 million capital contribution to the Operating Partnership in exchange for a preferred equity interest in the Operating Partnership. PC Ventures has no other activities and the Operating Partnership has no ownership interest in PC Ventures.

The Note Payable to Timberland Venture is an obligation of PC Ventures and not an obligation of the Operating Partnership. Therefore, any discussion of the Note Payable to Timberland Venture below is not applicable to the Operating Partnership. Unless otherwise specified, all other discussion and analysis below are applicable to both Plum Creek and the Operating Partnership.

Overview

2014 Performance Compared to 2013

Our operating income for 2014 was \$322 million compared to \$295 million for 2013. Prices for nearly all the logs and wood products we sell continued to improve during 2014 due primarily to the improving U.S. economy and the increase in housing starts. U.S. housing starts for all of 2014 were just over 1 million units, which was an increase of 9% over the prior year and have increased by over 80% compared to the record low starts of 554,000 units in 2009 (lowest since 1945). We expect this positive trend to continue in 2015. Real estate markets during 2014 were generally comparable to the prior year. Real estate revenue for both 2014 and 2013 was slightly less than \$300 million; however, during 2014 we sold approximately 10% more acres while operating income decreased by approximately 20% due primarily to selling properties which have a higher book basis. In addition to improving prices for logs and wood products, our 2014 operating results were favorably impacted by the following:

- In December 2013, we acquired approximately 501,000 acres of timberland from MeadWestvaco Corporation ("MWV"), along with related minerals and wind power leases and an equity interest in approximately 109,000 acres of high-value rural and development quality lands (see Note 2 of the Notes to Consolidated Financial Statements). Of the MWV timberlands acquired, approximately 147,000 acres are included in the Northern Resources Segment and approximately 354,000 acres are included in the Southern Resources Segment. The total purchase price was approximately \$1.1 billion, which consisted of a \$221 million cash payment and the issuance of an installment note payable for \$860 million.
- In September 2013, we acquired mineral rights in approximately 255 million tons of aggregate reserves at four quarries in Georgia for approximately \$156 million (see Note 6 of the Notes to Consolidated Financial Statements).
- On June 10, 2014, we experienced a fire at our MDF facility and recorded a \$2 million loss related to the building and equipment damaged or destroyed by the fire. During 2014, we also recorded a \$13 million gain related to insurance recoveries that we received, which, when combined with the building and equipment loss, resulted in a net gain of \$11 million for 2014. See Note 17 of the Notes to Consolidated Financial Statements.

Operating income in our Northern Resources Segment increased \$12 million to \$44 million in 2014. During 2014, harvest volumes in our Northern Resources Segment were 3.9 million tons, of which approximately 0.2 million tons were harvested from the MWV timberlands. Excluding the impact of the MWV timberlands, operating income in the Northern Resources Segment increased by \$8 million to \$40 million. The increase in operating performance was due primarily to higher sawlog prices as a result of continued strong demand and a limited log supply. Operating income in our Southern Resources Segment increased \$29 million to \$137 million in 2014. During 2014, harvest volumes in our Southern Resources Segment were 15.8 million tons, of which 2.6 million tons were harvested from the MWV timberlands. Excluding the impact of the MWV timberlands, operating income in the Southern Resources Segment increased by \$13 million to \$121 million. This increase was due primarily to higher sawlog and pulpwood prices as a result of improving demand.

Operating income in our Manufacturing Segment increased \$6 million to \$49 million in 2014. Excluding the net gains from the MDF fire, operating income in our Manufacturing Segment decreased \$5 million to \$38 million in 2014. This decrease was due primarily to lower MDF and plywood sales volumes and higher raw material costs.

Operating income in our Real Estate Segment decreased \$36 million to \$133 million in 2014. This decrease was due primarily to selling properties in 2014 with a lower operating margin compared to the prior year. The lower operating margin was due primarily to selling properties which had a higher book basis compared to the properties that were sold during 2013. Revenues in our Real Estate Segment increased \$3 million to \$289 million in 2014.

Operating income in our Energy and Natural Resources Segment increased \$6 million to \$25 million in 2014. This increase was due primarily to royalties from our September 2013 acquisition of mineral rights and royalties from our MWV acquisition of coal and wind assets.

Our net income for 2014 was \$214 million, unchanged from our net income in 2013. Interest expense increased \$25 million to \$166 million in 2014. This increase was due primarily to interest expense on our \$860 million installment note payable. Our provision for income taxes increased \$9 million to \$8 million in 2014. This increase was due primarily to higher earnings by our taxable REIT subsidiaries.

Our net cash flows from operating activities increased \$53 million to \$457 million in 2014. This increase was due primarily to improved earnings before depletion from our Resources and Energy and Natural Resources Segments (\$67 million) partially offset by higher payments for interest expense (\$25 million). We expect net cash provided by operating activities in 2015 to be similar to 2014.

Key Economic Factors Impacting Our Resources and Manufacturing Businesses

Our operating performance for the Resources and Manufacturing Segments is impacted primarily by the supply and demand for logs and wood products in the United States. The short-term supply of logs is impacted primarily by weather and the level of harvesting activities. The demand for logs and wood products in the United States is impacted by housing starts, repair and remodeling activities and industrial activity. The demand for U.S. logs and lumber is reduced, in part, by the amount of imported lumber, primarily from Canada.

Selected U.S. housing economic data for the last five years was as follows at **December 31**:

	2014	2013	2012	2011	2010
U.S. Housing Starts (in millions)	1.01	0.92	0.78	0.61	0.59
Supply of Existing Homes for Sale (in months)	4	5	4	6	8
30-yr. Fixed Interest Mortgage Rates (average)	4.2%	4.0%	3.7%	4.5%	4.7%

Housing starts continued to improve during 2014, increasing by 9% over the prior year and by more than 80% over the record low housing starts experienced during 2009. The improvement in housing starts was due primarily to the improving U.S. economy, declining unemployment, near record low mortgage interest rates, and improving consumer confidence. Despite the improvement in housing starts to slightly over 1 million starts for 2014, housing starts remain at recessionary levels.

Housing starts are at recessionary levels due primarily to the low labor participation rate, weak wage growth, high debt levels, the high cost of a new home, along with strict lending standards, all factors which have prevented young families from purchasing a new home. The unemployment rate has steadily declined during the past several years and was 5.6% at the end of 2014. However, a better measure of employment as it relates to housing is the labor participation rate, which was 62.7% at the end of 2014 (its lowest level in the past 25 years). The low participation rate is due in part to individuals dropping out of the workforce as a result of the disappointing job opportunities. Furthermore, a large percentage of the jobs created since the end of the recession have been in low-paying sectors, such as retail and hospitality. Also, stagnant wage growth has impacted the housing sector.

The challenges of finding a well paying job have especially impacted young families. As a result of weak job opportunities along with high levels of student debt, first-time home buyers, which historically have accounted for 40% of home sales, currently account for less than 30% of sales. The decline in first-time home buyers is also causing a significant shift in the mix of housing starts. Historically, single-family starts have accounted for approximately 80% and multifamily starts have accounted for approximately 20% of the total starts. However, because more households are renting instead of owning a home, the multifamily share of housing starts is currently above 30%. This trend negatively impacts the demand for wood products since multifamily starts use only about one-third as much wood as is used in single-family starts.

Another trend that could negatively impact the demand for logs in the U.S. in the future is the level of lumber imports. Recently, the U.S. dollar hit an 11-year high compared to other major currencies, which is likely to result in greater lumber imports. At the same time, China's economic growth during 2014 slowed to levels not seen in the past 25 years. The decline in China's economic growth, along with the strong U.S. dollar, are several of the key reasons why Canada increased their lumber imports to the U.S. during 2014. Canada recently increased their lumber imports to the U.S. by over 10% and currently represents approximately 28% of the lumber available in the U.S.

The recessionary level of housing starts has most significantly impacted our Southern Resources Segment. Average sawlog prices in our Northern Resources Segment during 2014 were \$85 per ton (delivered basis), which is the highest average sales realization during the past ten years. In comparison, average sawlog prices in our Southern Resources Segment were \$22 per ton (stumpage basis), which was approximately 40% lower than our 2005 average of \$37 per ton. Some key reasons for this difference is that in our Northern Resources Segment, mill owners have added more shifts, and there has been relatively strong export demand for logs and wood products (primarily in the Northwestern U.S.) throughout most of 2014. However, in our Southern Resources Segment, log prices have increased modestly since our recent low prices in 2011 when the average sales realization for the year was \$19 per ton. This limited price improvement is due primarily to Southern mill owners being more reluctant to add shifts or restart mills, and due to the readily available supply of logs for the current level of lumber and plywood production.

During 2015, we expect the rebound in housing starts to continue at a slow pace. Housing starts are expected to continue to improve during 2015 due primarily to the growth in the U.S. economy, improving consumer confidence, and low interest rates. We expect sawlog prices in our Northern Resources Segment to remain strong and we expect sawlog prices in our Southern Resources Segment to continue to gradually improve during 2015 due in part to an expected increase in demand. The demand for sawlogs in our Southern Resources Segment is expected to improve partially due to the increase in sawmill capacity. During 2014, numerous mills in the South invested capital to expand their production capacity along with the start-up of a major new lumber mill in Florida.

Furthermore, we believe favorable demographics will bode well for the wood products business in the long-run and that eventually housing starts will return to normal levels (i.e., annual housing starts of between 1.5 million and 1.6 million). However, due to the low labor participation rate, stagnant wage growth, high levels of student debt, and the slowing world economy, there remains considerable uncertainty regarding the extent and timing of the recovery in the housing sector. Therefore, as long as housing starts remain at recessionary levels and there is an adequate supply of sawlogs to meet the current demand, we believe sawlog prices and operating results in our Southern Resources segment will not significantly improve from 2014 levels.

We use independent third-party contract loggers and haulers to deliver our logs to our customers. Following the weak business conditions in the timber business that persisted for several years, there are fewer of these contractors available in certain markets to produce and deliver logs. While we continue to enhance strong working relationships with the independent loggers and haulers, as log markets continue to improve there may be production and delivery constraints that could impact log prices and/or delivery. Furthermore, despite the recent sharp decline in diesel fuel prices, we do not expect this decline to favorably impact our operating results due to the higher costs resulting from an overall shortage of loggers and haulers.

Higher Value and Non-Strategic Timberlands

We review our timberlands to identify properties that may have higher values other than as commercial timberlands (see discussion in Item 1 - Real Estate Segment). We estimate that included in the company's 6.6 million acres of timberlands at December 31, 2014, are approximately 775,000 acres of higher value timberlands which are expected to be sold, exchanged, and/or developed over the next fifteen years for recreational, conservation, commercial and residential purposes. Included within the 775,000 acres of higher value timberlands are approximately 500,000 acres we expect to sell for recreational uses, approximately 200,000 acres we expect to sell for conservation and approximately 75,000 acres that are identified as having development potential. Furthermore, the company has approximately 225,000 acres of non-strategic timberlands, which are expected to be sold over the near and medium term in smaller scale transactions ("small non-strategic"). Not included in the above 775,000 higher value acres and 225,000 small non-strategic acres are other acres that may be sold, from time to time, in large acreage transactions to commercial timberland buyers as opportunities arise ("large non-strategic"). Some of our real estate activities, including our real estate development business, are conducted through our wholly-owned taxable REIT subsidiaries. In the meantime, all of our timberlands continue to be managed productively in our business of growing and selling timber.

During 2014, we sold approximately 65,000 acres of higher and better use / recreational properties for proceeds of \$126 million, approximately 66,000 acres of conservation properties for proceeds of \$63 million, approximately 30,000 acres of small non-strategic properties for proceeds of \$27 million, along with approximately 23,000 acres of large non-strategic properties for proceeds of \$65 million. We expect revenue from real estate sales during 2015 to range

between \$250 million and \$300 million. Revenue from large non-strategic sales during 2014 was approximately 22% of total real estate revenue. In 2015, we expect revenues from large non-strategic sales to be approximately one-third of total real estate revenue.

Our land development business slowed dramatically starting in 2008 and has since remained weak. We do not expect any significant proceeds from the sale of real estate development properties in 2015.

Harvest Levels

The volume of trees we harvest each year and the percentage of sawlogs and pulpwood (product mix) included in our annual harvest also impact our operating performance. During 2014, we harvested a total of 19.6 million tons, which was comprised of 45% sawlogs and 55% pulpwood. We expect total 2015 harvest levels to be comparable to 2014 harvest volumes, ranging between 19 million and 20 million tons. While we have the flexibility to modify our annual harvest volumes, based on market conditions, we expect harvest levels beyond 2015 in the near-term (next five years) to improve modestly (less than 5%) compared to 2014 harvest levels, and we expect harvest levels in the longer-term (ten years and beyond) to improve by nearly 10% over 2014 harvest levels. Additionally, over the longer-term we expect the percentage of sawlogs to increase from 45% to nearly 50%. Future harvest levels may vary from historic or expected levels due to weaker or stronger than anticipated markets or other factors outside of our control, such as weather and fires. Future harvest levels may also be impacted by the acquisition of timberlands or the disposition of timberlands beyond the 1.0 million acres described above in the Higher Value and Non-Strategic Timberlands section.

Critical Accounting Policies

Our discussion and analysis of our financial condition and results of operations are based upon our consolidated financial statements which have been prepared in accordance with U.S. generally accepted accounting principles. The preparation of these financial statements requires us to make estimates and judgments that affect the reported amounts of assets, liabilities, revenues and expenses, and related disclosure of contingent assets and liabilities. Under different assumptions or conditions, actual results may differ from these estimates.

We believe the following critical accounting policies affect our most significant judgments and estimates used in preparation of our consolidated financial statements:

Revenue Recognition for Timber Sales

Timber sales revenues are recognized when legal ownership and the risk of loss transfer to the purchaser and the quantity sold is determinable. We sell timber under delivered log agreements and through sales of standing timber (or "stumpage") using pay-as-cut sales contracts or, less frequently, timber deed sale agreements.

Delivered Log Sales. Under a delivered log sale agreement, we harvest the timber and deliver it to the buyer. Revenue is recognized when the log is delivered as risk of loss and title transfer to the buyer. With delivered log sales, we incur the cost of logging and hauling.

Pay-as-Cut Sales Contracts. Pay-as-cut sales contracts are agreements in which the buyer agrees to purchase and harvest specified timber on a tract of land for an agreed upon price for each type of tree over the term of the contract (usually 12 to 18 months). In some cases, an advance is received in connection with pay-as-cut sales contracts. In other cases, the buyer agrees to harvest only certain trees on a tract of land. Under pay-as-cut sales contracts, the buyer is responsible for all logging and hauling costs. Revenue is recognized when the timber is harvested, as title and risk of loss has transferred to the buyer. Total revenue recognized under a pay-as-cut sales contract is the total volume of wood removed multiplied by the unit price for each type of tree.

Timber Deeds. Timber deed sales are agreements in which the buyer agrees to purchase and harvest specified timber (i.e. mature pulpwood and/or sawlogs) on a tract of land over the term of the contract (usually 18 months or less). Unlike a pay-as-cut sales contract, risk of loss and title to the trees transfer to the buyer when the contract is signed. The buyer pays the full purchase price when the contract is signed and we do not have any additional performance

obligations. Under a timber deed, the buyer is responsible for all logging and hauling costs and the timing of such activity. Revenue from a timber deed sale is recognized when the contract is signed because the earnings process is complete. Timber deeds are generally marketed and sold to the highest bidder. Bids are typically based on a timber cruise which is an estimate of the total volume of timber on a tract of land broken down by the various types of trees (such as softwood sawlogs, hardwood pulpwood, etc.). Total revenue recognized under a timber deed is not dependent upon the volume or types of trees actually harvested.

The following table summarizes amounts recognized under each method from sales to external customers in the company's consolidated financial statements for the **years ended December 31** (in millions):

	2014	2013	2012
Revenues from:			
Delivered log sales	\$ 668	\$ 577	\$ 553
Pay-as-cut sales	\$ 46	\$ 35	\$ 37
Timber deed sales	\$ 10	\$ 19	\$ 14

Substantially all of our timber sales in the Northern Resources Segment are under delivered log sale agreements. In our Southern Resources Segment, approximately 11% of our timber sales in 2014 and 13% of our timber sales in 2013 and 2012 consisted of pay-as-cut sales contracts and timber deed sales. Under sales of stumpage, the buyer is responsible for the logging and hauling costs; therefore, the operating profit as a percentage of revenue is typically higher in our Southern Resources Segment.

Real Estate Sales

The timing of real estate sales is a function of many factors, including the general state of the economy, demand in local real estate markets, the ability to obtain entitlements, the ability of buyers to obtain financing, the number of competing properties listed for sale, the seasonal nature of sales (particularly in the northern states), the plans of adjacent landowners, our expectation of future price appreciation, the timing of harvesting activities, and the availability of government and not-for-profit funding (especially for conservation sales). As a result, the timing of our real estate sales may materially impact our reported operating income and net income.

During 2014, the Real Estate Segment reported an operating profit percentage of approximately 46%. Over the last ten years, the Real Estate Segment's annual operating profit percentage has ranged from 45% to 65% of revenues. The operating profit percentage depends on the nature of the interest sold and how much the market value of the property has risen over its book value. For example, sales of properties that have been held by the company for a long time (i.e. decades) will tend to have relatively higher operating profit percentages than properties that have been held by the company for shorter time periods. In contrast, the sale of conservation easements will generally have an operating profit percentage of close to 100% because historically no book basis was allocated to these development rights.

In general, timberlands are acquired primarily for long-term use in our timber operations. In connection with timberland acquisitions, we are generally not able to identify, with any level of precision, our future real estate sales (i.e. specific properties with a higher value than for use in timber production). However, our purchase price allocation and related appraisals for these acquisitions may reflect greater values for real estate which may be sold in the future but are not yet specifically identified. Therefore, in connection with our purchase price allocation for timberland acquisitions, the greater values for real estate are allocated proportionately among all of the acres acquired. Specific properties cannot be identified in advance because their value is dependent upon numerous factors, most of which are not known at the acquisition date, including current and future zoning restrictions, current and future environmental restrictions, future changes in demographics, future changes in the economy, current and future plans of adjacent landowners, and current and future funding of government and not-for-profit conservation and recreation programs. We believe that current and future results of operations could be materially different under different purchase price allocation assumptions.

In connection with the sale of timberlands, a portion of the original cost of the underlying land and standing timber is included in the real estate segment cost of goods sold. The book basis related to the land being sold is generally based on a specific identification of the costs allocated to the acres being sold. However, the book basis related to the standing timber is based on timber depletion rates. The company has a separate depletion rate for each geographic region in which the company operates (i.e., seven rates in our Northern Resources Segment and six rates in our

Southern Resources Segment). In connection with an acquisition, the company will either establish new depletion rate(s) or average the acquisition cost and timber inventory with existing depletion rate(s) depending upon how the timberlands will be managed. For example, in connection with our December 6, 2013, acquisition of approximately 501,000 acres of timberlands from MeadWestvaco (see Note 2 of the Notes to Consolidated Financial Statements), the company created a new depletion rate associated with the approximately 126,000 acres acquired in Virginia. The remaining timberlands acquired from MeadWestvaco were combined with existing timberlands in computing new depletion rates for 2014. Management believes that current and future results of operations could be materially different depending upon how depletion rates are established in connection with major acquisitions. For example, in 2014, cost of real estate sales would have been approximately \$5 million higher if new depletion rates had been established for all 501,000 acres of the acquired MeadWestvaco timberlands.

Impairment of Long-Lived Assets

We evaluate our ability to recover the net investment in long-lived assets when required by the accounting standards. We recognize an impairment loss in connection with long-lived assets used in our business when the carrying value (net book value) of the assets exceeds the estimated future undiscounted cash flows attributable to those assets over their expected useful life. Impairment losses are measured by the extent to which the carrying value of a group of assets exceeds the fair value of such assets at a given point in time. Generally, our fair value measurements used in calculating an impairment loss are categorized as Level 3 measurements (i.e. unobservable inputs that are supported by little or no market activity) under the fair value hierarchy in the Accounting Standards Codification. Typically, we will use a discounted cash flow model or an external appraisal to estimate the fair value of the affected assets. Furthermore, we recognize an impairment loss in connection with long-lived assets held for sale when the carrying value of the assets exceeds an amount equal to their fair value less selling costs.

The company has had a long history of acquiring timberlands. Management is required to estimate the fair values of acquired assets and liabilities as of the acquisition date. These estimates of fair value are typically derived from external appraisals and are based on significant assumptions and estimates. Any changes in these estimates and assumptions could impact current and future depletion rates, basis for real estate sales, and our impairment analysis. Subsequent to the original allocation, assets are tested for impairment whenever events or changes in circumstances indicate that the carrying value of the assets may not be recoverable through future operations. Our long-lived assets are grouped and evaluated for impairment at the lowest level for which there are independent cash flows. We track cash flows for our approximately 6.6 million acres of timberlands by grouping them into seven geographic areas in the Northern Resources Segment and six geographic areas in the Southern Resources Segment. Additionally, we track cash flows for each of our manufacturing facilities.

Timber and Timberlands Used in Our Business. For assets used in our business, an impairment loss is recorded only when the carrying value of those assets is not recoverable through future operations. The recoverability test is based on undiscounted future cash flows over the expected life of the assets. We use one harvest cycle (which ranges between 20 and 90 years) for evaluating the recoverability of our timber and timberlands. Because of the inherently long life of timber and timberlands, we do not expect to incur an impairment loss in the future for the timber and timberlands used in our timber business.

Timber and Timberlands Held for Sale. An impairment loss is recognized for long-lived assets held for sale when the carrying value of those assets exceeds an amount equal to its fair value less selling costs. An asset is generally considered to be held for sale when we have committed to a plan to sell the asset, the asset is available for immediate sale in its present condition, we have initiated an active program to locate a buyer (e.g., listed with a broker), and the sale is expected to close within one year. During the last several years, the above criteria have been met by some of our timberland properties, and we recognized annual impairment losses of \$7 million and \$4 million in 2014 and 2013, respectively (see Note 5 of the Notes to Consolidated Financial Statements). No impairment losses were recognized in 2012.

An impairment loss is generally not recorded until management expects that the timberlands will be sold within the next 12 months. For many properties that are currently listed for sale, it is difficult to conclude whether they will be sold within one year and to estimate the price. Nevertheless, management performs a probability assessment for all properties that are listed for sale and records an impairment loss (to the extent the property's book basis exceeds its

estimated fair value net of selling cost) in the quarter in which management expects the property will be sold within twelve months.

We expect to continue to sell or exchange timberlands to other forest products companies or non-industrial buyers, and it is probable that we will recognize additional impairment losses, some of which could be material, in the future in connection with sales of timberlands.

Property, Plant and Equipment. The carrying value of Property, Plant and Equipment primarily represents the net book value of our seven manufacturing facilities. Each manufacturing facility is tested for impairment whenever events or changes in circumstances indicate that the carrying amount may not be recoverable through future operations. The estimated future cash flows over the remaining useful life of a manufacturing facility is highly subjective and is dependent upon estimates for future product pricing, raw material costs and availability, volumes of product sold, and residual value of the facility. No impairment losses were recorded during 2014, 2013 or 2012.

We currently estimate that the carrying value for our seven facilities is recoverable through future operations and that our estimate of future cash flows is reasonable. However, if wood product prices were to weaken for an extended period of time, or if log or raw material availability declines, we may record an impairment loss for one or more of our manufacturing facilities in a future period.

Capitalized Real Estate Development Costs. Current and future costs associated with specific real estate development projects are capitalized once management has concluded it is probable that a project will be successful. Real estate development costs are expensed as incurred when management is not able to conclude that it is probable a project will be successful. Furthermore, previously capitalized costs for specific projects are written off when management revises its prior assessment and concludes that it is probable a project will not be successful and costs will not be recovered. For many of our projects, there is less judgment in making this determination due to prior experience in the local market or advice from consultants. However, for some of our larger projects where we have limited experience in the local market or for projects in environmentally sensitive areas, there is significant judgment in assessing the expected outcome for the projects. At December 31, 2014, we have \$37 million of capitalized costs associated with projects that management expects will be successful.

Depletion

Depletion, or costs attributed to timber harvested, is recorded as trees are harvested and sold. Depletion rates for each geographic area are adjusted at least annually. Depletion rates are computed by dividing (A) the sum of (1) the original cost of the timber less previously recorded depletion plus (2) estimated future silviculture costs, including the impact of inflation, that are expected to be incurred over the next harvest cycle, by (B) the total timber volume that is estimated to be harvested over the harvest cycle. Additionally, the depletion rate calculations do not include future volume that is environmentally and/or legally restricted from being harvested.

The original cost of the timber includes capitalized costs associated with the purchase of timber along with reforestation costs and other costs associated with the planting and growing of trees. When timberlands are purchased, management is required, as part of its purchase price allocation, to estimate the fair value of the timber as of the acquisition date. There are significant assumptions and estimates associated with the allocation of purchase price, which in turn, could significantly impact our current and future depletion rates.

The harvest cycle can be as short as 20 years in the South to as long as 90 years in the North. The estimate of future silviculture costs is limited to the expenditures that are expected to impact growth rates over the harvest cycle. The depletion rate calculations do not include an estimate for either future reforestation costs associated with a stand's final harvest or future volume in connection with the replanting of a stand subsequent to its final harvest.

We establish separate depletion rates for purchased timber deeds in order to allocate the cost of a timber deed over its term (based on harvest volumes).

The following table summarizes depletion expense recognized in the company's financial statements, key assumptions and sensitivities to changes in assumptions for the **years ended December 31** (dollars in millions, except per ton amounts):

	2014	2013
Depletion Expense		
Northern Resources Segment ^(A)	\$ 17	\$ 20
Southern Resources Segment ^{(B)(C)}	65	45
Total Depletion Expense	<u>\$ 82</u>	<u>\$ 65</u>
Average Depletion Rates (per ton)		
Northern Resources Segment ^(A)	\$ 4.42	\$ 4.18
Southern Resources Segment ^{(B)(D)}	\$ 4.31	\$ 3.64
Assumptions Used to Determine the Average Depletion Rates		
Estimated Future Silviculture Costs, including the Impact of Inflation		
Northern Resources Segment	\$ 52	\$ 55
Southern Resources Segment ^{(B)(D)}	\$ 353	\$ 327
Estimated Future Volume (in million tons)		
Northern Resources Segment	254	263
Southern Resources Segment ^{(B)(D)}	452	409
Sensitivity of Results to Changes in Key Assumptions		
Increase in Depletion Expense for a 10%:		
Increase in Estimated Future Silviculture Costs ^(E)		
Northern Resources Segment	\$ 0.1	\$ 0.1
Southern Resources Segment	\$ 1.2	\$ 1.0
Decrease in Estimated Future Volume ^(F)		
Northern Resources Segment	\$ 1.9	\$ 2.2
Southern Resources Segment	\$ 7.2	\$ 5.0

(A) Depletion expense for 2013 includes a \$4 million loss, representing the book basis of timber volume destroyed as a result of forest fires in Montana and Oregon. Average depletion rate (per ton) does not include the fire loss.

(B) Increase from 2013 was due primarily to the December 2013 MeadWestvaco timberland acquisition (see further discussion below and Note 2 of the Notes to Consolidated Financial Statements).

(C) Depletion expense does not include the depletion associated with the long-term timber deeds we purchased in 2013 and 2012. Depletion expense associated with these timber deeds was \$11 million and \$16 million for 2014 and 2013, respectively. We expect 2015 depletion expense associated with these timber deeds to be approximately \$15 million.

(D) Does not include the long-term timber deeds we purchased in 2013 and 2012.

(E) Assumes future timber volumes do not change.

(F) Assumes future silviculture costs do not change.

Significant estimates and judgments are required to determine both future silviculture costs and the volume of timber available for harvest over the harvest cycle. Some of the factors impacting the estimates are changes in inflation rates, the cost of fertilizers, the cost of capital, the actual and estimated increase in growth rates from fertilizer applications, the relative price of sawlogs and pulpwood, the actual and expected real price appreciation of timber, the scientific advancement in seedling and growing technology, and changes in harvest cycles. Management updates all of the above estimates at least annually, or whenever new and supportable information becomes known. Management

believes that current and future timber depletion (and therefore, current and future results of operations) could be materially impacted by the timing and extent the above assumptions are revised.

In connection with an acquisition, the company will either establish new depletion rate(s) or average the acquisition cost and timber inventory with existing depletion rate(s) depending upon how the timberlands will be managed. For example, in connection with our December 6, 2013, acquisition of approximately 501,000 acres of timberlands from MeadWestvaco (see Note 2 of the Notes to Consolidated Financial Statements), the company created a new depletion rate associated with the approximately 126,000 acres acquired in Virginia. The remaining timberlands acquired from MeadWestvaco were combined with existing timberlands in computing new depletion rates for 2014. Management believes that current and future results of operations could be materially different depending upon how depletion rates are established in connection with major acquisitions. For example, in 2014, depletion expense would have been approximately \$4 million higher if new depletion rates had been established for all 501,000 acres of the acquired MeadWestvaco timberlands.

Equity Method Investments

The company has two material equity method investments: (1) an investment in MWV-Charleston Land Partners, LLC (Real Estate Development Joint Ventures) and (2) an investment in Southern Diversified Timber, LLC (Timberland Venture). See Note 18 of the Notes to Consolidated Financial Statements. These investments are presented separately in both our consolidated statements of income and our consolidated balance sheets.

On December 6, 2013, in connection with the MeadWestvaco timberland acquisition, the company and MeadWestvaco Corporation ("MWV") formed a limited liability company (MWV-Charleston Land Partners, LLC or "MWV-CLP"). Plum Creek contributed cash to MWV-CLP and MWV contributed approximately 109,000 acres of real estate development properties. The book basis of Plum Creek's initial investment in MWV-CLP was \$139 million (based on the December 6, 2013 purchase price allocation), and Plum Creek's share of MWV-CLP's net book basis as of December 6, 2013, was approximately \$52 million (based on MWV's historical cost in the contributed properties). In accordance with the Accounting Standards Codification, this basis difference of \$87 million is being amortized (i.e., additional expense) into equity earnings (losses) in future periods as either the real estate development properties are sold or timber on the real estate properties is harvested and sold.

On October 1, 2008, Plum Creek and The Campbell Group LLC formed a limited liability company (Southern Diversified Timber, LLC or "the Timberland Venture"). Plum Creek contributed approximately 454,000 acres of timberlands and The Campbell Group LLC contributed cash. Plum Creek's initial book basis in the Timberland Venture was \$174 million (Plum Creek's basis in the timberlands at the date of transfer) and Plum Creek's share of the Timberland Venture's initial net book basis was \$783 million (based on fair value of contributed properties). In accordance with the Accounting Standards Codification, this basis difference of \$609 million is being amortized (i.e., additional earnings) into equity earnings in future periods as either timber on these properties is harvested and sold or timberlands are sold.

There are significant judgments in determining the amount of basis amortization to be recognized each period for our equity method investments. The judgments primarily relate to the allocations of both the book basis in our equity method investment and our share of the venture's net book basis among the various assets held by the venture. For example, the key judgments associated with our investment in MWV-CLP were the allocations of our investment in MWV-CLP (\$139 million) and our share of MWV-CLP's net book basis (\$52 million) among the various assets of MWV-CLP, which consists primarily of various real estate development properties and standing timber. Additionally, since generally there is a wide range of per acre values within each real estate development property, there is judgment in determining how many homogenous groupings of acres there are within each development property, and then, how much book basis should be allocated to each unique grouping. Finally, there is judgment in estimating the amount of timber volume the venture expects to harvest in the future.

The judgments related to our investment in the Timberland Venture primarily relates to the allocations of our investment in the Timberland Venture (\$174 million) and our share of the Timberland Venture's net book basis (\$783 million) among the various assets of the Timberland Venture, which consists primarily of land and standing timber. Additionally, there is judgment in estimating the amount of timber volume the venture expects to harvest in the future.

During 2014, the basis amortization included in equity earnings related to our investment in MWV-CLP was \$11 million (additional expense) and the basis amortization included in equity earnings related to our investment in the Timberland Venture was \$9 million (additional earnings). During 2013, there was no basis amortization included in equity earnings related to our investment in MWV-CLP, and the basis amortization included in equity earnings related to our investment in the Timberland Venture was \$10 million (additional earnings). Management believes that current and future equity earnings (losses) could be materially different depending upon the assumptions used in allocating both our book basis in our equity method investments and our share of the ventures' net book basis among the assets of the ventures.

Accounting for Share-Based Compensation

Plum Creek has a stockholder approved Stock Incentive Plan that provides for the award of shares of the company's stock including, but not limited to, common stock awards, restricted stock units and value management awards. See Note 15 of the Notes to Consolidated Financial Statements.

Grants of value management awards are classified and accounted for as liabilities. As a result, the expense recognized over the performance period will equal the fair value (i.e., cash value) of an award as of the last day of the performance period multiplied by the number of awards that are earned. Furthermore, the quarterly expense recognized during the performance period is based on the fair value as of the end of the most recent quarter. Prior to the end of the performance period, compensation cost for value management awards is based on the awards' most recent quarterly fair values and the number of months of service rendered during the performance period.

Fair values for value management awards are computed based on our historical relative total shareholder return and simulated relative total shareholder return compared to the performance of peer groups consisting of forest products companies, the S&P 500 Index and the MSCI U.S. REIT Index over the same period ("Peer Group"). The simulated total shareholder return of the company and the Peer Group is computed using a Monte Carlo simulation. The key assumptions used in the simulation of the company's and the Peer Group's total shareholder return are volatility, beta (the measure of how Plum Creek's stock moves relative to the market as a whole) and risk-free interest rate.

The fair value of the liability for outstanding value management awards as of December 31, 2014 was \$4 million, which is based on the current fair value of outstanding awards multiplied by the percentage of months that services were provided during the performance period. The liability as of December 31, 2014 could range between \$0.3 and \$26 million based on the possible fair value of all outstanding liability based awards. We could have a material adjustment to our share-based compensation liability to the extent there is a material change in the fair value of our value management awards during the quarter.

Pensions

Pension Plans Overview. Plum Creek provides pension benefits under defined benefit pension plans that cover substantially all of our employees. See Note 14 of the Notes to Consolidated Financial Statements. We maintain a qualified defined benefit pension plan and two non-qualified defined benefit pension plans. Participants' benefits vest after three years of service. The cash balance benefits for salaried employees is determined based primarily on certain percentages of compensation, age, years of service and interest accrued based on the 30-year Treasury bond rate. Participants who were employees of the company on September 1, 2000, earn benefits based on the greater of the cash balance benefits or a monthly pension benefit that is principally based on the highest monthly average earnings during any consecutive sixty-month out of the last 120-month period and the number of years of service credit. The benefits to hourly employees are generally based on a fixed amount per year of service.

Plum Creek's contributions to its qualified pension plan vary from year to year, but the company has made at least the minimum contributions required by law in each year. It is generally the company's policy to fund the qualified pension plan annually such that the fair value of plan assets equals or exceeds the actuarially computed accumulated benefit obligation (the approximate actuarially computed current pension obligation if the plan was discontinued) over a market cycle (generally 3 to 5 years). The company has the same funding policy for the non-qualified plan. However, assets related to the non-qualified plans are held in a grantor trust and are subject to the claims of creditors and, therefore, are not considered plan assets.

Under current U.S. generally accepted accounting principles (U.S. GAAP), the company makes estimates and assumptions that can have a significant impact on the amounts reflected in our financial statements. These assumptions and their sensitivities, along with the application of the accounting principles and impact to our financial statements, are discussed in the next several sections.

Current Year Impact and Analysis. During 2014, our pension liability increased from \$178 million to \$218 million and our pension assets increased from \$144 million to \$154 million. Our pension liability represents the present value of expected future benefit payments and is remeasured annually as of December 31. Each year, our pension liability increases due to employees working for one more year (service cost), and getting one year closer to receiving benefit payments (interest cost), and decreases as pension benefits are paid. Our pension liability is also adjusted due to changes in interest rates and mortality assumptions. During 2014, our pension liability increased by \$32 million (an actuarial loss) due primarily to declining interest rates, and to a lesser extent, a change in our mortality assumptions (plan participants are living longer). Actuarial losses are initially recognized in other comprehensive income (loss) and then subsequently amortized (charged) to pension expense over future periods.

Annually, our plan assets increase due to cash contributions from the company, decrease due to pension benefit payments, and will increase or decrease as a result of realized and unrealized gains and losses for the assets. Our pension expense is reduced by the expected returns on plan assets. We currently estimate that our long-term return on plan assets will average 7.25% per year. Based on the plan assets balance, our 2014 pension expense was reduced by \$9 million (the expected return on plan assets in dollars). The actual return on plan assets was a gain of \$7 million for 2014. We initially recognize this difference (shortfall) of \$2 million in other comprehensive income (loss) and then subsequently will amortize (charge) to pension expense over future periods.

At December 31, 2014, our cumulative net actuarial pension loss recognized in accumulated other comprehensive income (loss) was \$54 million (includes both unrecognized changes in our pension liability and plan assets), of which \$4 million will be amortized (charged) to 2015 pension expense. Each year the future amortization of our actuarial pension loss recognized in pension expense will increase or decrease due to changes in interest rates and actual returns on plan assets compared to expected returns. Additionally, while not expected, future company contributions may need to be increased to the extent interest rates remain low or to the extent that actual investment returns on plan assets do not meet our expectations.

Significant Assumptions. The computation of the company's benefit obligation, pension cost and accrued pension liability under U.S. GAAP requires us to make certain assumptions involving primarily the following (weighted-average rates):

	2014	2013
Assumptions Used to Determine the Benefit Obligation at December 31		
Discount Rates ^(A)		
Annuity Distributions	4.15%	5.05%
Lump-Sum Distributions	3.04%	3.80%
Rate of Compensation Increase ^(B)	3.45%	3.45%
Assumptions Used to Determine Net Periodic Benefit Cost		
Discount Rate		
Annuity Distributions	5.05%	4.35%
Lump-Sum Distributions	3.80%	2.80%
Expected Long-Term Return on Plan Assets ^(C)	7.25%	7.25%
Rate of Compensation Increase ^(B)	3.45%	3.45%

(A) The December 31, 2014 discount rate for annuity distributions was determined by the resulting yield of a hypothetical bond portfolio at December 31, 2014, matched to the expected benefit payments under the plans. Bonds selected for this portfolio had a Moody's or Standard & Poor's credit rating of "AA" or better as of December 31, 2014. The December 31, 2014 discount rate for lump-sum distributions is based on yields on 30-year U.S. Treasury bonds.

- (B) The assumed rate of increase of future compensation levels represents our long-term estimate of such increases on the basis of the composition of plan participants, past results and market expectations.
- (C) The expected long-term rate of return on plan assets assumption is based on the current level of expected returns on risk free investments (primarily government bonds), the historical level of the risk premium associated with the other asset classes in which the portfolio is invested and the expectations for future returns on each asset class. The expected return for each asset class was then weighted based on the target asset allocation to develop the expected long-term rate of return on plan assets assumption for the portfolio.

Since pension benefits may be settled in either a single lump-sum or an annuity distribution, both the estimated percentage of participants electing a lump-sum payment and the assumed interest rate (discount rate) used in computing the lump-sum benefit are key assumptions. We currently estimate that approximately half of the qualified plan participants will elect a lump-sum distribution upon termination. Other key assumptions used in the estimate include primarily those underlying the mortality table, and expected long-term rates for inflation, retirement and withdrawals, all of which are based on plan experience and standard actuarial methods but which are nevertheless subject to uncertainty.

It is likely that the actual return on plan assets and the outcome of other uncertain variables will differ from those used in estimating our pension costs and pension obligation. Furthermore, the company may, from time to time, adjust the asset allocation, which may have an impact on the long-term rate of return on plan assets.

Financial Measures and Sensitivities. The following table summarizes key financial measures and sensitivities to changes in assumptions for the **years ended December 31** (in millions):

	2014	2013
Key Financial Measures		
Pension Expense	\$ 8	\$ 11
Cash Pension Plan Contributions—Qualified Plan	9	—
Cash Grantor Trust Funding—Non-Qualified Plans	1	—
Non-Current Pension Asset (Qualified Plan)	—	10
Current Accrued Pension Liability (Non-Qualified Plans)	5	5
Non-Current Accrued Pension Liability	59	39
Sensitivity to Changes in Key Assumptions		
Increase in Pension Expense for Every 0.25 Percentage Point:		
Decrease in Long-Term Rate of Return on Plan Assets	\$ 0.3	\$ 0.3
Decrease in Weighted-Average Discount Rate	0.7	0.8
Increase in Rate of Increase in Compensation Levels	0.2	0.2
Increase in Qualified Pension Funding (actuarially computed accumulated benefit obligation) for:		
Every 0.25 Percentage Point Decrease in the Weighted-Average Discount Rate	\$ 5.0	\$ 3.8
Every 0.25 Percentage Point Decrease in the Weighted-Average Discount Rate Assumption for Lump-Sum Benefits	\$ 1.3	\$ 1.0

Assuming an average long-term rate of return on plan assets of 7.25%, and weighted-average discount rates of 4.15% for annuity distributions (and 3.04% for lump-sum distributions) and a 3.45% rate of increase in compensation levels for 2015 and beyond, we project our annual pension expense for 2015 will be approximately \$10 million and will range between \$8 million and \$9 million each year for 2016 through 2019. Based on current interest rates and expected returns, in 2015, we expect our cash funding for the qualified pension plan to range between \$4 million and \$8 million and our cash funding for the non-qualified pension plans to range between \$1 million and \$4 million. Assuming no change to our disclosure assumptions, under our present funding policy and current funding rules for the qualified pension plan we would expect cash contributions to range between \$6 million and \$7 million each year in 2016 through 2019. We expect to fund between \$2 million and \$3 million each year for 2016 through 2019 to our non-qualified pension plans.

Off-Balance Sheet Arrangements, Contractual Obligations, Contingent Liabilities and Commitments

The company has no off-balance sheet debt. Our consolidated financial statements reflect all of the operations and assets and liabilities of the company. The company has equity investments in unconsolidated entities, discussed below. Otherwise, the company has no other relationships with unconsolidated entities or financial partnerships, such as entities referred to as structured finance or special purpose entities.

On December 6, 2013, in connection with the MWV timberland acquisition (see Note 2 of the Notes to Consolidated Financial Statements) the company and MWV formed a limited liability company (MWV-Charleston Land Partners, LLC or "MWV-CLP"). Plum Creek contributed cash to MWV-CLP and MWV contributed real estate development properties, which consisted of both residential and commercial properties currently under development ("Class A Properties") and high-value development lands ("Class B Properties"). Plum Creek contributed \$12 million in exchange for a 5% interest in Class A Properties and \$140 million in exchange for a 50% interest in Class B Properties. Plum Creek has committed to contribute capital of at least \$39 million over the next six years in connection with its interest in Class B Properties. The company uses the equity method of accounting for both its Class A and Class B interests. See Notes 18 and 19 of the Notes to Consolidated Financial Statements.

On October 1, 2008, the company contributed 454,000 acres of timberlands located in its Southern Resources Segment to a timberland venture in exchange for an equity interest. The company accounts for its interests under the equity method of accounting. See Notes 18 and 19 of the Notes to Consolidated Financial Statements.

During 2013, the company entered into several treasury lock transactions to hedge against interest rate risk on its Installment Note Payable. These transactions are accounted for as cash flow hedges, and we are amortizing the \$5 million gain on these transactions as a reduction to interest expense on the installment note over its term of ten years. See Notes 11 and 13 of the Notes to Consolidated Financial Statements. The company is not a party to any other derivative transactions.

Contractual Obligations. The following table summarizes our contractual obligations at **December 31, 2014** (in millions):

Contractual Obligations	Total	Payment Due by Period			
		Less Than 1 Year	1-3 Years	3-5 Years	More Than 5 Years
Long-Term Debt ^(A)	\$ 3,205	\$ 547	\$ 172	\$ 490	\$ 1,996
Note Payable to Timberland Venture ^(B)	1,014	58	115	841	—
Operating Lease Obligations	31	4	8	7	12
Timber Obligations	5	1	—	—	4
Long-Term Incentive Plans	4	—	4	—	—
Purchase Obligations ^(C)	244	104	104	10	26
Other Long-Term Liabilities ^(D)	—	—	—	—	—
Total Contractual Obligations	\$ 4,503	\$ 714	\$ 403	\$ 1,348	\$ 2,038

^(A) In addition to principal, long-term debt includes related interest obligations based on the coupon or stated interest rate for our fixed rate debt and the variable interest rate as of December 31, 2014 of 1.67% for our term credit agreement. During 2014, the company accrued patronage distributions related to 2014, which resulted in an effective net interest rate on the term loan of approximately 1%. See Note 11 of the Notes to Consolidated Financial Statements. Interest obligations are \$108 million (less than one year), \$172 million (1-3 years), \$170 million (3-5 years), and \$242 million (more than 5 years). As we expect borrowings outstanding under our line of credit to vary, only repayment of the principal is included. In 2014, interest expense related to our line of credit was less than \$1 million.

- (B) On October 1, 2008, the company borrowed \$783 million from the Timberland Venture (a related party). The annual interest rate on the note payable is fixed at 7.375%. Interest obligations are \$58 million (less than one year), \$115 million (1-3 years), and \$58 million (3-5 years).
- (C) Purchase obligations are comprised primarily of \$135 million for timber harvest contracts, \$44 million for long-term timber leases, \$21 million for fiber supply agreements to supply our manufacturing facilities, approximately \$15 million for electricity and natural gas for our MDF facilities, \$9 million for fiber supply agreements to supply external customers, and \$7 million for raw materials (wood fiber and resin) for our manufacturing facilities.
- (D) We have not included any amounts for our other long-term liabilities, as we cannot estimate when we will be obligated to satisfy these liabilities. At December 31, 2014, other long-term liabilities include workers' compensation of \$7 million, deferred compensation obligations of \$5 million and pension obligations of \$64 million (including \$5 million classified as a current liability). We expect to fund approximately \$1 million for workers' compensation payments in 2015. We have two grantor trusts, which hold assets associated with our deferred compensation obligations and non-qualified pension obligations. At December 31, 2014, the fair value of assets in one of our grantor trusts is approximately equal to our deferred compensation obligation of \$5 million. The December 31, 2014 fair value of assets in the other grantor trust was approximately \$43 million and the actuarially computed accumulated benefit obligation for our non-qualified pension plans was \$45 million. Assets in our grantor trusts have been reserved for the above obligations. However, grantor trust assets are subject to the claims of creditors in the event of bankruptcy. Additionally, based on current interest rates and expected returns, the company expects 2015 contributions to the qualified pension plan to range between \$4 million and \$8 million and between \$1 million and \$4 million for the grantor trust associated with the non-qualified plans. See Notes 12 and 14 of the Notes to Consolidated Financial Statements.

Events and Trends Affecting Operating Results

Gain Recognized in Connection with Redemption of Member's Interest

On October 1, 2008, Plum Creek contributed approximately 454,000 acres of timberlands to Southern Diversified Timber, LLC ("Timberland Venture") in exchange for a \$705 million preferred interest and a 9% common interest valued at \$78 million. The other member contributed cash of \$783 million in exchange for a 91% common interest. Following the contribution of cash by the other member, Plum Creek borrowed \$783 million from the Timberland Venture ("Note Payable to Timberland Venture"). No gain was recognized by Plum Creek in 2008 in connection with the contribution of its timberlands to the Timberland Venture. See Notes 18 and 19 of the Notes to Consolidated Financial Statements.

Under the terms of the Timberland Venture agreement, the other member has the option of having the Timberland Venture redeem its interest during the period October 1, 2015 to March 31, 2016. Plum Creek has a similar option during the period October 1, 2017 to March 31, 2018. The Timberland Venture agreement also provides that in connection with a redemption, all of the timberlands held by the Timberland Venture will be distributed to the other member, subject to adjustments to capital accounts in connection with the revaluation of the Timberland Venture's assets at the time of the redemption. If the other member exercises its right, depending upon the fair value of the Timberland Venture's net assets on the date of redemption, Plum Creek expects to recognize a non-operating book gain (and an increase in reported net income) of between \$500 million and \$600 million. The company believes the earliest this book gain could be recognized is 2016. However, while the company believes the potential redemption would result in the recognition of a book gain, the company does not believe a redemption would result in a taxable gain nor would it impact the company's quarterly dividend distributions.

Harvest Plans

We determine our annual timber (sawlogs and pulpwood, including stumpage sales) harvesting plans based on a number of factors. At the stand level, ranging in size from 10 to 200 acres, we consider the age, size, density, health and economic maturity of the timber. A stand is a contiguous block of trees of a similar age, species mix or silvicultural regime. At the forest level, ranging in size from 100,000 to almost 1 million acres, we consider the long-term sustainability and environmental impact of certain levels of harvesting, certain external conditions such as supply agreements, and the level of demand for wood within the region. A forest is a broad administrative unit, made up of a large number of stands. Harvest scheduling is the technical approach using computer modeling that considers all of the above factors along with forest growth rates and financial assumptions to project future harvest plans for a number of years forward.

Our actual harvest levels may vary from planned levels due to log demand, sales prices, the availability of timber from other sources, the level of timberland sales and acquisitions, the availability of legal access, abnormal weather conditions, fires and other factors outside of our control. We believe that our harvest plans are sufficiently flexible to permit modification in response to short-term fluctuations in the markets for logs.

Furthermore, future harvest levels will be impacted by sales and purchases of timberlands. The impact of timberland sales will depend on the level and extent we reinvest proceeds in productive timberlands and the stocking levels and age class distribution of any newly acquired timberlands. For example, in December 2013 we acquired approximately 501,000 acres of timberlands in Alabama, Georgia, South Carolina, Virginia, and West Virginia from MeadWestvaco Corporation ("MWV"). Of the MWV timberlands acquired, approximately 147,000 acres are included in the Northern Resources Segment and approximately 354,000 acres are included in the Southern Resources Segment. The volume harvested from the MWV timberlands in 2014 was nearly 3 million tons.

Harvest levels are also impacted by purchases of long-term timber deeds. In 2013, we purchased a timber deed in the Southern Resources Segment, which encompasses approximately 0.9 million tons of standing timber. In 2012, we acquired approximately 4.7 million tons of standing timber in our Southern Resources Segment. The volume acquired under a timber deed, plus the related growth, is harvested over the term of each timber deed. Both timber deeds expire in 2020.

Northern Resources Segment. Sawlog harvest levels during 2014 were 2.3 million tons and pulpwood harvest levels were 1.6 million tons. Sawlog harvest levels during 2015 are expected to decrease between 5% and 10% due primarily to recent land sales and harvest schedule updates. Pulpwood harvest levels during 2015 are expected to

be comparable to 2014 harvest levels. While the company has flexibility to modify annual harvest volumes based on market conditions, we expect sawlog harvest levels beyond 2015 in the near-term (next five years) to decrease by between 5% and 10% compared to 2014 harvest levels, and we expect sawlog harvest levels in the longer-term (ten years and beyond) to decrease by between 15% and 20% compared to 2014 harvest levels. Additionally, we expect pulpwood harvest levels beyond 2015 in the near-term to be comparable to 2014 harvest levels and in the longer-term we expect pulpwood harvest levels to decrease by between 5% and 10% compared to 2014 harvest levels.

Southern Resources Segment. Sawlog harvest levels during 2014 were 6.5 million tons and pulpwood harvest levels were 9.3 million tons. Both sawlog and pulpwood harvest levels during 2015 are expected to be comparable to 2014 harvest levels. While the company has flexibility to modify annual harvest volumes based on market conditions, we expect sawlog harvest levels beyond 2015 in the near-term (next five years) to increase by nearly 15% compared to 2014 harvest levels, and we expect sawlog harvest levels in the longer-term (ten years and beyond) to increase by nearly 50% compared to 2014 harvest levels. Additionally, we expect pulpwood harvest levels beyond 2015 in the near-term and long-term to be comparable to 2014 harvest levels.

Comparability of Financial Statement Periods

Acquisitions and Divestitures. We have pursued and expect to continue to pursue both the acquisition and divestiture of timberlands to increase the value of our assets. Accordingly, the comparability of periods covered by the company's financial statements is, and in the future may be, affected by the impact of timberland acquisitions and divestitures. The following table summarizes timberland acquisitions and dispositions for each of the past three years, along with our total acres owned at each of the past three year ends (in acres):

	2014	2013	2012
Acquisitions:			
Northern Resources	—	147,000	—
Southern Resources	—	404,000	13,000
Dispositions			
Northern Resources	136,000	66,000	147,000
Southern Resources	48,000	102,000	122,000
Total Ownership at December 31 (in millions)	6.6	6.8	6.4

Results of Operations

The following table compares Operating Income (Loss) by Segment and other items impacting our net income for the **years ended December 31** (in millions):

	2014	2013	2012
Operating Income (Loss) by Segment			
Northern Resources	\$ 44	\$ 32	\$ 20
Southern Resources	137	108	90
Real Estate	133	169	187
Manufacturing	49	43	29
Energy and Natural Resources	25	19	19
Other	2	—	—
Total Segment Operating Income	390	371	345
Other Costs and Eliminations	(67)	(73)	(65)
Other Unallocated Operating Income (Expense), net	2	(3)	1
Operating Income	325	295	281
Equity Earnings from Timberland Venture	63	63	59
Interest Expense (Debt Obligations to Unrelated Parties)	108	83	82
Interest Expense (Note Payable to Timberland Venture)	58	58	58
Loss on Extinguishment of Debt	—	(4)	—
Provision (Benefit) for Income Taxes	8	(1)	(3)
Net Income	\$ 214	\$ 214	\$ 203

2014 Compared to 2013

Northern Resources Segment. In December 2013, we acquired approximately 501,000 acres of timberland from MeadWestvaco Corporation ("MWV"). Of the MWV timberlands acquired, approximately 147,000 acres are included in the Northern Resources Segment.

	Year Ended December 31, 2014		Year Ended December 31, 2013	
	Harvest Tons (millions)	Average Sales Realization	Harvest Tons (millions)	Average Sales Realization
Sawlog (\$/Ton Delivered)	2.310	\$ 85	2.487	\$ 79
Pulpwood (\$/Ton Delivered)	1.575	\$ 44	1.411	\$ 43
Total	3.885		3.898	

Revenues increased by \$4 million, or 2%, to \$264 million in 2014 compared to 2013. Excluding the acquired MWV timberlands, revenues decreased by \$11 million, or 4% to \$249 million. The decrease was due primarily to lower sawlog volumes (\$23 million), partially offset by higher sawlog prices (\$11 million) and higher pulpwood prices (\$3 million).

Sawlog harvest volumes decreased 7% during 2014 compared to 2013. Excluding the MWV timberlands, sawlog harvest volumes decreased 12% during 2014 compared to 2013 due primarily to recent land sales and harvest schedule and timber inventory updates. Pulpwood harvest volumes increased 12% during 2014 compared to 2013. Excluding the MWV timberlands, pulpwood harvest volumes were essentially flat during 2014 compared to 2013.

Sawlog prices increased 8% during 2014 compared to 2013. Sawlog prices increased due primarily to improved demand and, to a lesser extent, limited supply. The demand for sawlogs has improved due primarily to improving U.S. housing starts, which increased by 9% compared to 2013. Furthermore, sawlog prices were favorably impacted throughout most of the year by the export of logs and lumber to China. The supply of sawlogs in our Northern Segment

remained limited throughout most of 2014 due in part to weather-related harvesting restrictions. Pulpwood prices increased 3% during 2014 compared to 2013 due primarily to weather-related harvesting constraints.

Excluding the MWV timberlands, Northern Resources Segment operating income was 16% of its revenues for 2014 compared to 12% of its revenues for 2013. The increase in operating performance was due to improved log prices and lower operating expenses, offset in part by lower sawlog harvest volumes and higher log and haul rates. Additionally, during 2013 we incurred a \$4 million charge for timber losses from forest fires. Segment costs and expenses decreased by \$8 million, or 4%, to \$220 million. Excluding the MWV timberlands, segment costs and expenses decreased by \$19 million, or 8%, to \$209 million due primarily to lower sawlog harvest volumes, lower operating expenses and a \$4 million forest fire loss in 2013, offset in part by higher log and haul rates. Operating expenses decreased by \$7 million due primarily to lower logging road costs, as a result of lower sawlog harvest volumes, and lower share-based compensation costs. During 2013, we recorded a \$4 million loss (i.e. the book basis of timber volume destroyed) related to forest fires on approximately 12,000 acres in Oregon and Montana. No forest fire losses were experienced during 2014. Log and haul rates per ton increased 4% (\$5 million) due primarily to salvage logging on our Montana and Oregon timberlands that were impacted by fires in 2013.

For 2015, we expect sawlog harvest volumes to decrease between 5% and 10% compared to the 2.3 million tons we harvested in 2014 due primarily to recent land sales and harvest schedule updates. We expect pulpwood harvest volumes in 2015 to approximate the 1.6 million tons we harvested in 2014.

Southern Resources Segment. In December 2013, we acquired approximately 501,000 acres of timberland from MWV. Of the MWV timberlands acquired, approximately 354,000 acres are included in the Southern Resources Segment.

Key operating statistics for the segment are as follows:

	Year Ended December 31, 2014		Year Ended December 31, 2013	
	Harvest Tons (millions)	Average Sales Realization	Harvest Tons (millions)	Average Sales Realization
Sawlog (\$/Ton Stumpage)	6.470	\$ 22	5.892	\$ 22
Pulpwood (\$/Ton Stumpage)	9.283	\$ 12	7.564	\$ 11
Total	15.753		13.456	

Revenues increased by \$96 million, or 22%, to \$531 million in 2014 compared to 2013. Excluding the acquired MWV timberlands, revenues increased by \$11 million, or 3% to \$446 million. This increase was due primarily to higher sawlog prices (\$7 million), an increased proportion of delivered log sales (\$7 million), higher pulpwood prices (\$6 million) and higher pulpwood volumes (\$5 million), partially offset by lower sawlog volumes (\$13 million).

In certain markets during 2014, demand for delivered log sales, particularly sawlogs, was generally stronger than markets for the sale of standing timber (or "stumpage"). Under delivered log sale agreements, we are responsible for log and haul costs, while under agreements to sell standing timber, the buyer is responsible for log and haul costs. While revenues are higher under a delivered log sale, a large portion of the increase is to cover the related increase in cost of sales.

Sawlog prices increased approximately 4% during 2014 compared to 2013 due primarily to modestly increased log demand resulting from improved U.S. housing starts, which increased by 9% compared to 2013. Despite the continued increase in lumber mill production capacity expansions and a 5% increase in lumber production in the Southern U.S. during 2014, the price improvement for sawlogs has been modest because at current production levels there remains an adequate supply of logs.

Pulpwood prices increased 10% during 2014 compared to 2013. This increase was due primarily to continued good demand from our paper and packaging customers and increased fiber demand from competing uses, such as Oriented Strand Board and the export of wood pellets used to produce bioenergy.

Sawlog harvest volumes increased 10% during 2014 compared to 2013. Excluding the MWV timberlands, sawlog harvest volumes decreased 5% during 2014 compared to 2013 due primarily to the deferral of harvest volumes until sawlog prices improve. Pulpwood harvest volumes increased 23% during 2014 compared to 2013. Excluding the MWV timberlands, pulpwood harvest volumes were comparable to the tons harvested in 2013.

Excluding the MWV timberlands, Southern Resources Segment operating income was 27% of its revenues for 2014 compared to 25% of its revenues for 2013. This increase was due primarily to higher sawlog and pulpwood prices. Segment costs and expenses increased by \$67 million, or 21%, to \$394 million for 2014 due primarily to higher harvest volumes and, to a lesser extent, increased forest management expenses (\$6 million) related to the MWV timberlands and higher depletion rates (\$4 million). Excluding the MWV timberlands, segment costs and expenses decreased by \$2 million, or 1%, to \$325 million due primarily to lower depletion rates, offset in part by higher log and haul rates. Depletion rates per ton decreased by 12% (\$7 million) in 2014 compared to 2013 due primarily to harvesting lower volume from the timber deeds the company acquired in 2013 and 2012. During 2014, the company harvested approximately 700,000 tons related to timber deeds compared to harvesting approximately 1 million tons in 2013. Log and haul rates per ton increased by 2% (\$4 million) in 2014 compared to 2013. Despite the sharp decline in diesel fuel prices during the second half of 2014, log and haul rates per ton increased due primarily to a shortage of loggers and haulers.

For 2015, we expect sawlog harvest volumes to approximate the 6.5 million tons we harvested in 2014. We expect pulpwood harvest volumes in 2015 to approximate the 9.3 million tons we harvested in 2014. Additionally, during 2015 we expect to harvest a higher percentage of sawlogs and pulpwood from our Gulf South Region, which generally has lower sales realizations.

Real Estate Segment.

<u>Property</u>	Year Ended December 31, 2014			Year Ended December 31, 2013		
	Acres Sold	Revenues (millions)	Revenue per Acre	Acres Sold	Revenues (millions)	Revenue per Acre
Small Non-Strategic	30,465	\$ 27	\$ 880	44,100	\$ 54	\$ 1,235
Large Non-Strategic	22,920	65	2,845	51,370	106	2,050
Conservation	66,015	63	945	26,005	26	1,000
Higher and Better Use / Recreational	64,615	126	1,965	46,970	95	2,010
Conservation Easements	n/a	8	320	n/a	5	600
Total	<u>184,015</u>	<u>\$ 289</u>		<u>168,445</u>	<u>\$ 286</u>	

Revenues increased by \$3 million, or 1%, to \$289 million in 2014. Revenues were slightly higher; however, the mix changed as revenues decreased from large non-strategic land sales by \$41 million and by \$27 million from small non-strategic sales, offset by an increase in the revenues from conservation sales of \$37 million and sales of higher and better use / recreational properties of \$31 million.

Revenues from the sale of large non-strategic timberlands were \$65 million in 2014 compared to \$106 million during 2013. This decrease of \$41 million was due primarily to selling fewer large non-strategic acres during 2014 as a result of improved demand for higher and better use / recreational properties and higher conservation sales. Additionally, the price per acre for large non-strategic timberlands can vary significantly due to the geographic location, the stocking level including timber species and age class distribution, the timber growth rates, and the demand and supply of wood fiber in the local market.

Revenues from small non-strategic sales decreased due primarily to selling approximately 13,600 (31%) fewer acres during 2014 compared to 2013 and realizing a lower sales price per acre in 2014. We sold nearly 22,000 acres during 2013 to a single buyer. Our average sales price per acre for small non-strategic properties decreased by 29% for 2014 compared to 2013 due primarily to selling approximately 17,000 acres in Wisconsin to a single buyer. Per acre values in the Lake States are generally lower than most other regions of the country in which we hold properties.

Revenues from the sale of conservation properties were \$63 million in 2014 compared to \$26 million during 2013. Occasionally, the company is approached by a conservation organization to purchase a substantial portion of our ownership in one or more states, which is being held for timber production. During 2014, we agreed to sell approximately 165,000 acres of timberlands located in Montana and Washington to The Nature Conservancy. The sale closed in two phases. The first phase closed during the fourth quarter of 2014 for approximately \$46 million and consisted of nearly 48,000 acres in Washington State. The second phase closed in January 2015 for \$85 million and consisted of 117,000 acres in Montana. In general, conservation sales vary significantly from period to period and are primarily impacted by government and not-for-profit funding and the limited number of conservation buyers. Additionally, the price per acre for conservation properties can vary significantly due to the geographic location and the rationale for the conservation designation.

Revenue from our higher and better use / recreational properties increased as a result of selling approximately 17,650 (38%) more acres compared to 2013. This increase was due primarily to selling 22,400 acres for approximately \$29 million as part of a collection of properties sold to a timberland investor in Wisconsin during the second quarter of 2014. The demand for our premium higher and better use / recreational properties remains soft.

The timing of real estate sales is a function of many factors, including the general state of the economy, demand in local real estate markets, the ability to obtain entitlements, the ability of buyers to obtain financing, the number of competing properties listed for sale, the seasonal nature of sales (particularly in the northern states), the plans of adjacent landowners, our expectation of future price appreciation, the timing of harvesting activities, and the availability of government and not-for-profit funding (especially for conservation sales). In any period the average sales price per acre will vary based on the location and physical characteristics of the parcels sold.

At December 31, 2014, the company owns approximately 6.6 million acres of timberlands. Included in the 6.6 million acres are approximately 775,000 acres of higher value timberlands (approximately 675,000 acres of higher value timberlands after adjusting for the January 2015 sale to The Nature Conservancy) which are expected to be sold over the next fifteen years and 225,000 acres of non-strategic timberlands which are expected to be sold in smaller acreage transactions over the near and medium term ("small non-strategic"). Not included in the above 775,000 higher value acres and 225,000 small non-strategic acres are acres that are expected to be sold in large acreage transactions to commercial timberland buyers as opportunities arise ("large non-strategic"). We expect revenue from real estate sales during 2015 to range between \$250 million and \$300 million with approximately one-third of the revenue from the sale of large non-strategic land sales. The proceeds from the sale of large non-strategic properties is expected to be used for capital allocation, such as stock repurchases and debt repayments.

The Real Estate Segment operating income as a percent of revenue was 46% for 2014 compared to 59% for 2013. This decrease was due primarily to selling properties in 2014 with a lower operating margin compared to the operating margin of properties sold in 2013. This decline in operating margins resulted primarily from the fourth quarter sale of conservation lands in Washington State that had basis in excess of the selling price, and selling approximately 8,800 acres that had high book value from the recent MeadWestvaco acquisition. Conversely, the properties sold in 2013 were generally from regions with lower book value as the properties had been owned for decades. Real Estate Segment costs and expenses increased by \$39 million to \$156 million in 2014 due primarily to selling property with higher book value and selling more acres during 2014. Similar to the sale of Washington properties to The Nature Conservancy in 2014, the sale of Montana properties to The Nature Conservancy in January 2015 had high book values, which will likely cause our real estate segment operating income as a percent of revenue for 2015 to be comparable to 2014.

Manufacturing Segment. On June 10, 2014, we experienced a fire at our MDF facility and recorded a \$2 million loss representing the net book value of the building and equipment damaged or destroyed by the fire. During 2014, we also recorded a \$13 million gain related to insurance recoveries that we received, which, when combined with the building and equipment loss, resulted in a net gain of \$11 million for the year ended December 31, 2014. Insurance recoveries were \$10 million for the costs incurred during 2014 to rebuild or replace the damaged building and equipment and \$3 million for business interruption costs. Substantially all of the costs incurred to rebuild or replace the damaged building and equipment were capitalized during 2014. Both the building and equipment loss and the insurance recoveries are reported as Other Operating Gain in the Manufacturing Segment and are included in Other Operating Income (Expense), net in the Consolidated Statements of Income. See Note 17 of the Notes to Consolidated Financial Statements.

	Year Ended December 31, 2014		Year Ended December 31, 2013	
	Sales Volume	Average Sales Realization ^(A)	Sales Volume	Average Sales Realization ^(A)
Lumber	153,865 MBF	\$ 576	145,917 MBF	\$ 534
Plywood	166,824 MSF	\$ 483	187,142 MSF	\$ 458
MDF	204,026 MSF	\$ 676	213,647 MSF	\$ 665

(A) Represents product prices at the mill level.

Revenues increased by \$6 million, or 2%, to \$368 million in 2014. This increase in revenues was due primarily to higher lumber prices (\$9 million), higher lumber sales volumes (\$5 million), higher plywood prices (\$5 million) and higher MDF prices (\$4 million), partially offset by lower plywood sales volumes (\$10 million), and lower MDF sales volumes (\$7 million).

Lumber sales prices increased 8% during 2014 compared to 2013 due primarily to a limited supply of boards. The supply of boards has been limited, in part, as many lumber manufacturers switched to producing dimension lumber instead of boards due to improved demand for dimension lumber. Lumber sales volume was 5% higher during 2014 compared to 2013 due primarily to resuming operations at our Evergreen, Montana (stud lumber) sawmill in April 2013.

Plywood sales volume was 11% lower during 2014 compared to 2013 due primarily to a declining supply of logs in the region. Plywood average prices were 6% higher during 2014 compared to 2013 due primarily to continued strong demand for our specialty plywood products along with a reduced supply. The supply of plywood has also declined due to a competing West Coast plywood mill that was destroyed by fire in July 2014.

MDF sales volume was 5% lower during 2014 compared to 2013 due primarily to a fire at our MDF facility in June 2014. The fire suspended production at the facility until early July. MDF average prices were 2% higher during 2014 compared to 2013.

Excluding the \$11 million net gain from insurance recoveries, Manufacturing Segment operating income was 10% of its revenues for 2014 compared to 12% of its revenues for 2013. This decrease in operating performance was due primarily to lower MDF and plywood sales volumes and higher raw material costs. Excluding insurance recoveries, Manufacturing Segment costs and expenses increased by \$11 million, or 3%, to \$330 million. The increase in costs and expenses was due primarily to increased lumber sales volumes and higher raw material costs (in all of our product lines), partially offset by lower MDF and plywood sales volumes. Plywood and lumber raw material costs increased by approximately \$17 million during 2014 compared to 2013. The higher plywood raw material costs (\$10 million) were due primarily to a combination of higher log costs and additional purchases of veneer from other plywood manufacturers, both as a result of the declining supply of logs in the region. The higher lumber raw material costs (\$7 million) were due primarily to higher cost of boards for our remanufacturing mill and higher log costs for our other lumber mills as a result of the declining supply of logs in the region.

Energy and Natural Resources Segment. Revenues increased by \$11 million, or 48%, to \$34 million in 2014. This increase was due primarily to royalties from our recent acquisition of mineral rights in approximately 255 million tons of aggregate reserves in September 2013 (\$6 million), and royalties from recently acquired coal and wind assets in the MeadWestvaco acquisition (\$5 million).

Operating income was \$25 million for 2014 compared to \$19 million in 2013. Costs and expenses increased by \$5 million to \$9 million in 2014 due primarily to higher depletion expense associated with our newly acquired mineral rights and coal and wind assets (\$7 million), offset in part by a gain associated with a contract termination (\$2 million). See Note 21 of the Notes to Consolidated Financial Statements.

Other Segment. The Other Segment includes revenues and expenses associated with our new business of providing timber and wood-fiber procurement services by the harvesting and selling of trees from timberlands that are not owned by the company. Additionally, equity earnings (losses) associated with the company's investment in MWV-Charleston Land Partners, LLC (see Note 18 of the Notes to Consolidated Financial Statements) are reported in the Other Segment. In 2014, the Other Segment reported operating income of \$2 million that was due primarily to recording our share of equity earnings from our investment in MWV-CLP. There were no similar activities in 2013.

Other Costs and Eliminations. Other costs and eliminations (which consists of corporate overhead and intercompany profit elimination) decreased operating income by \$67 million during 2014 compared to \$73 million during 2013. The decrease of \$6 million was due primarily to lower transaction expenses related to our timberland acquisition in 2013 from MWV (\$4 million) and lower share-based compensation costs (\$4 million) partially offset by an increase in information technology costs, compliance costs and charitable contributions (\$2 million). See Note 2 of the Notes to Consolidated Financial Statements for discussion of the timberland acquisition. The decrease in share-based compensation expense was due primarily to fair value adjustments associated with our value management plan. We adjust the fair value of our liability quarterly based on our relative total shareholder return compared to the performance of several peer groups.

Other Unallocated Operating Income (Expense), net. Other unallocated operating income and expense (which consists of income and expenses not allocated to the operating segments) increased operating income by \$2 million during 2014 and decreased operating income by \$3 million during 2013. The decrease in expense of \$5 million compared to 2013 was due primarily to a loss related to the early termination of an equipment lease in 2013. The equipment lease was accounted for as an operating lease prior to termination. Other unallocated operating income and expense items are included in Other Operating Income (Expense), net in the Consolidated Statements of Income.

Selling, General and Administrative Expenses. Corporate overhead costs along with Segment specific selling, general, and administrative costs are reported in total on our Consolidated Statements of Income and decreased operating income by \$115 million in 2014 compared to \$123 million in 2013. This decrease in expense of \$8 million was due primarily to lower share-based compensation costs (\$7 million) and transaction expenses related to our timberland acquisition from MWV in 2013 (\$4 million) offset in part by higher wage costs (\$3 million). The decrease in share-based compensation costs is primarily a result of fair value adjustments associated with our value management plan.

Interest Expense, net. In December 2013, we issued an \$860 million installment note to MWV CDLM in connection with the acquisition of certain timberland assets. Our effective net interest rate on this note is approximately 4.5%. Also during 2013, we paid off our remaining Private Debt (\$260 million), paid down \$225 million of our term credit agreement and made pre-payments of approximately \$24 million of principal on our Public Debt.

As a result of the above transactions, interest expense, net of interest income, increased \$25 million, or 18%, to \$166 million in 2014 compared to \$141 million in 2013. This increase was due primarily to interest expense on our \$860 million installment note payable (\$35 million), offset by a reduction in interest expense as a result of the debt repayments in 2013 (\$10 million).

Loss on Extinguishment of Debt. During 2013, we prepaid approximately \$10 million of principal of Private Debt, \$24 million of principal of Public Debt and \$225 million of principal of the term credit agreement. These prepayments resulted in a \$4 million loss. See Notes 2 and 11 of the Notes to Consolidated Financial Statements.

Provision (Benefit) for Income Taxes. The provision for income taxes was \$8 million for income taxes in 2014 compared to a benefit for income taxes of \$1 million in 2013. This \$9 million increase in expense for income taxes was due primarily to higher earnings from real estate sales by our taxable REIT subsidiaries (\$3 million), higher earnings from harvesting and log selling operations conducted by our taxable REIT subsidiaries (\$3 million) and higher earnings from our manufacturing businesses (\$2 million). Real estate sales are made by both our taxable REIT subsidiaries and various wholly-owned subsidiaries of our REIT depending upon the nature and characteristics of the timberlands being sold. Earnings increased for our harvesting and log selling operations due primarily to higher harvest volumes following our timberland acquisition from MWV in December 2013. Higher earnings for our manufacturing businesses are due primarily to gains for insurance recoveries recognized during 2014 related to our MDF facility. See Note 17 of the Notes to Consolidated Financial Statements.

Our determination of the realization of deferred tax assets is based upon management's judgment of various future events and uncertainties, including the timing, nature and amount of future taxable income earned by certain wholly-owned subsidiaries. A valuation allowance is recognized if management believes it is more likely than not that some portion, or all, of the deferred tax asset will not be realized. At December 31, 2014, we have recorded deferred tax assets of \$65 million (net of a \$12 million valuation allowance) and deferred tax liabilities of \$36 million. Management believes that due to the reversal of various taxable temporary differences and/or the planned execution of prudent and feasible tax planning strategies, sufficient taxable income can be generated to utilize the company's remaining deferred tax assets of \$65 million for which a valuation allowance was determined to be unnecessary.

2013 COMPARED TO 2012

Northern Resources Segment.

	Year Ended December 31, 2013		Year Ended December 31, 2012	
	Harvest Tons (millions)	Average Sales Realization	Harvest Tons (millions)	Average Sales Realization
Sawlog (\$/Ton Delivered)	2.487	\$ 79	2.601	\$ 69
Pulpwood (\$/Ton Delivered)	1.411	\$ 43	1.586	\$ 42
Total	<u>3.898</u>		<u>4.187</u>	

Revenues increased by \$14 million, or 6%, to \$260 million in 2013 compared to 2012. This increase was due primarily to higher sawlog prices (\$25 million), partially offset by lower sawlog harvest volumes (\$7 million) and by lower pulpwood harvest volumes (\$7 million).

Sawlog prices increased 15% in 2013 compared to 2012 due primarily to improved demand and limited supply. The demand for sawlogs on the West coast improved due primarily to lumber and plywood mills increasing production along with the strengthening demand for export logs, primarily to China. Lumber and plywood production increased compared to 2012 primarily as a result of near record high lumber and plywood prices during the first half of 2013 and improving U.S. housing starts. Housing starts during 2013 increased by 18% compared to 2012 and increased by over 60% to almost 1 million starts from the record low housing starts of 554,000 in 2009. The supply of logs was limited during most of 2013 due to weather-related harvesting restrictions earlier in the year and harvesting restrictions related to forest fires later in the year.

Sawlog harvest volumes were 4% lower in 2013 compared to 2012. Sawlog harvest volumes decreased from 2012 due primarily to harvest schedule and timber inventory updates, and recent land sales.

Pulpwood harvest volumes were 11% lower in 2013 compared to 2012 due primarily to an excess supply of wood chips on the West coast and, to a lesser extent, harvest schedule updates and recent land sales in the Northeastern U.S. Throughout most of 2013, there was an excess supply of wood chips on the West coast due to an increase in lumber and plywood production.

Northern Resources Segment operating income was 12% of its revenues for 2013 compared to 8% of its revenues for 2012 due primarily to higher sawlog prices, partially offset by a loss related to several forest fires and higher log and

haul rates. Segment costs and expenses increased by \$2 million, or 1%, to \$228 million for 2013. Segment costs and expenses were impacted by a \$4 million fire loss and higher log and haul rates per ton (\$7 million); however, these increases were almost entirely offset by lower harvest volumes. The \$4 million fire loss represents the book basis of timber volume destroyed as a result of forest fires on approximately 12,000 acres in Oregon and Montana. Log and haul rates increased 5% during 2013 compared to 2012 due primarily to longer haul distances, harvesting stands that require more expensive logging methods, and lower volumes per acre on certain harvest units.

Southern Resources Segment.

	Year Ended December 31, 2013		Year Ended December 31, 2012	
	Harvest Tons (millions)	Average Sales Realization	Harvest Tons (millions)	Average Sales Realization
Sawlog (\$/Ton Stumpage)	5.892	\$ 22	5.739	\$ 20
Pulpwood (\$/Ton Stumpage)	7.564	\$ 11	8.010	\$ 10
Total	<u>13.456</u>		<u>13.749</u>	

Revenues increased by \$18 million, or 4%, to \$435 million in 2013 compared to 2012. This increase was due primarily to higher sawlog harvest volumes (\$14 million), higher sawlog prices (\$11 million), and higher pulpwood prices (\$10 million), partially offset by lower pulpwood harvest volumes (\$22 million).

Sawlog harvest volumes increased 3% in 2013 compared to 2012 due primarily to planned harvest volume increases and modest increases in sawlog demand. Sawlog prices increased 9% during 2013 compared to 2012 due primarily to a modest increase in lumber production and, to a lesser extent, wet weather in the eastern areas of the Segment that temporarily limited harvesting activities. Despite near record high lumber prices during the first half of 2013 and the significant improvement in U.S. housing starts, sawlog prices improved at a slower pace, compared to sawlog prices in our Northern Resources Segment, due primarily to only a modest increase in regional demand. During 2013, lumber production in the South increased by only 4% as mill owners in the South have reacted more slowly (compared to mill owners in the North) to add shifts or reopen curtailed facilities.

Pulpwood prices increased 13% during 2013 compared to 2012. This increase was due primarily to continued good demand from our paper and packaging customers and increased fiber demand from competing uses, such as Oriented Strand Board production and the export of wood pellets used to produce bioenergy.

Pulpwood harvest volumes decreased 6% in 2013 compared to 2012 due primarily to adequate mill inventories. Despite improving demand, most mills in the western areas of the Segment had an ample supply of pulpwood due to favorable harvesting conditions as a result of unusually dry weather.

Southern Resources Segment operating income was 25% of its revenues for 2013 compared to 22% of its revenues for 2012. The increase was due primarily to higher sawlog and pulpwood prices. Segment costs and expenses were \$327 million for both 2013 and 2012.

Real Estate Segment.

Property	Year Ended December 31, 2013			Year Ended December 31, 2012		
	Acres Sold	Revenues (millions)	Revenue per Acre	Acres Sold	Revenues (millions)	Revenue per Acre
Small Non-Strategic	44,100	\$ 54	\$ 1,235	45,120	\$ 58	\$ 1,270
Large Non-Strategic	51,370	106	2,050	186,170	209	1,130
Conservation	26,005	26	1,000	11,430	18	1,555
Higher and Better Use / Recreational	46,970	95	2,010	25,895	52	2,000
Development Properties	—	—	—	—	—	—
Conservation Easements	n/a	5	600	n/a	10	28
Subtotal	<u>168,445</u>	<u>\$ 286</u>		<u>268,615</u>	<u>\$ 347</u>	
Proceeds from Real Estate Joint Venture		<u>\$ —</u>			<u>\$ 5</u>	

Revenues decreased by \$66 million, or 19%, to \$286 million in 2013. This decrease was due primarily to a decrease in large non-strategic land sales (\$103 million), offset in part by an increase in the revenue from higher and better use / recreational properties (\$43 million).

Revenues from the sale of large non-strategic timberlands were \$106 million in 2013 compared to \$209 million during 2012. This decrease of \$103 million was due primarily to selling fewer large non-strategic acres during 2013 as a result of improving demand for higher and better use / recreational properties. Additionally, the price per acre for large non-strategic timberlands can vary significantly due to the geographic location, the stocking level including timber species and age class distribution, the timber growth rates, and the demand and supply of wood fiber in the local market.

Revenue from our higher and better use / recreational properties increased as a result of selling approximately 21,100 (81%) more acres compared to 2012. This increase was due primarily to the improving demand for some of our properties, selling a large parcel (8,600 acres) to an adjacent landowner and selling several other smaller packages to timberland investors. The demand for some of our higher and better use properties modestly improved in 2013 due to improving consumer sentiment as a result of the improving U.S. economy and 2013 stock market gains. However, the improvement in demand had not yet resulted in upward price pressure for our higher and better use / recreational properties. Furthermore, the demand for our premium higher and better use / recreational properties remained soft.

The timing of real estate sales is a function of many factors, including the general state of the economy, demand in local real estate markets, the ability to obtain entitlements, the ability of buyers to obtain financing, the number of competing properties listed for sale, the seasonal nature of sales (particularly in the northern states), the plans of adjacent landowners, our expectation of future price appreciation, the timing of harvesting activities, and the availability of government and not-for-profit funding (especially for conservation sales). In any period the average sales price per acre will vary based on the location and physical characteristics of the parcels sold. Also, conservation sales vary significantly from period to period and are primarily impacted by government and not-for-profit funding and the limited number of conservation buyers. Additionally, the price per acre for conservation properties can vary significantly due to the geographic location and the rationale for the conservation designation.

The Real Estate Segment operating income as a percent of revenue was 59% for the year ended December 31, 2013 compared to 53% for 2012. Real Estate Segment costs and expenses decreased by \$48 million to \$117 million in 2013 due primarily to selling fewer acres during 2013.

Manufacturing Segment.

	Year Ended December 31, 2013		Year Ended December 31, 2012	
	Sales Volume	Average Sales Realization ^(A)	Sales Volume	Average Sales Realization ^(A)
Lumber	145,917 MBF	\$ 534	115,342 MBF	\$ 532
Plywood	187,142 MSF	\$ 458	199,356 MSF	\$ 419
MDF	213,647 MSF	\$ 665	199,482 MSF	\$ 625

(A) Represents product prices at the mill level.

Revenues increased by \$38 million, or 12%, to \$362 million in 2013. This increase in revenues was due primarily to higher lumber sales volumes (\$10 million), higher MDF sales volumes (\$9 million), higher MDF prices (\$8 million), higher plywood prices (\$7 million) and higher lumber (boards) prices (\$6 million), partially offset by lower plywood sales volumes (\$5 million).

Lumber sales volume was 27% higher during 2013 compared to 2012 due primarily to resuming operations at our Evergreen, Montana stud lumber sawmill in April 2013. Our average lumber sales realizations were flat due to the lower-valued stud lumber produced by the re-opened Evergreen sawmill. However, sales realizations from our board sawmill (which produces higher-value products) increased 10% during 2013 compared to 2012 due primarily to limited supply. The supply of boards was limited because many lumber manufacturers switched to producing dimension lumber instead of boards due to improving demand for dimension lumber.

MDF sales volume was 7% higher during 2013 compared to 2012 due primarily to a modest increase in demand and limited supply. MDF demand increased in many specialty markets for products, such as cabinet components, molding and architectural doors, due primarily to a strengthening U.S. economy and an increase in U.S. housing starts. The supply of MDF in North America was limited due primarily to low imports and the closure of several high-cost domestic mills. This supply and demand imbalance allowed for MDF price increases during 2013. MDF average prices were 6% higher during 2013 compared to the prior year.

Plywood prices were 9% higher during 2013 compared to 2012. Plywood prices increased due primarily to an improvement in demand and limited supply. The demand from both our industrial (e.g., truck trailers and recreational vehicles) and commercial (e.g., concrete form) customers improved in 2013 due primarily to an improving U.S. economy. The supply of specialty plywood in North America was limited due primarily to low imports, domestic mill curtailments, and many plywood manufacturers switching to produce commodity panels. As a result of commodity plywood prices reaching historically high levels which peaked in April 2013, many plywood producers switched from producing specialty plywood to manufacturing commodity plywood, which resulted in a reduced supply for the specialty plywood products we produce. Plywood sales volume was 6% lower during 2013 due primarily to a declining regional supply of logs.

Manufacturing Segment operating income was 12% of its revenues for 2013 compared to 9% of its revenues for 2012. This increase in operating performance was due primarily to higher product prices. Manufacturing Segment costs and expenses increased by \$24 million, or 8%, to \$319 million due primarily to increased MDF and lumber sales volumes and, to a lesser extent, higher lumber and plywood log costs (\$8 million). The per ton cost for logs increased due primarily to improving lumber and plywood demand and the declining regional supply of logs.

Energy and Natural Resources Segment. Revenues increased by \$1 million, or 5%, to \$23 million in 2013. This increase was due primarily to royalties from our acquisition of mineral rights in approximately 144 million tons of aggregate reserves in December 2012 (\$3 million) and approximately 255 million tons of aggregate reserves in September 2013 (\$2 million), offset by lower revenue from bonus payments (\$4 million). Periodically, we receive bonus payments associated with exploration rights on oil and gas leases for which we recognize the payments as revenue over the term of the exploration rights.

Operating income was flat at \$19 million in both 2013 and 2012. Costs and expenses increased by \$1 million to \$4 million in 2013 due primarily to higher depletion expense associated with our acquired mineral rights (\$2 million). Additionally, we sold certain mineral reserves for a gain of \$1 million during 2013. This gain is reported as Other Operating Gain in our Energy and Natural Resources Segment and is included in Other Operating Income (Expense), net in the Consolidated Statements of Income. See Note 21 of the Notes to Consolidated Financial Statements.

Other Costs and Eliminations. Other costs and eliminations (which consists of corporate overhead and intercompany profit elimination) decreased operating income by \$73 million during 2013 compared to \$65 million during 2012. The increase of \$8 million was due primarily to transaction expenses related to our timberland acquisition from MeadWestvaco Corporation (\$5 million) and higher corporate communications and information technology costs (\$3 million). See Note 2 of the Notes to Consolidated Financial Statements for discussion of the timberland acquisition.

Other Unallocated Operating Income (Expense), net. Other unallocated operating income and expense (which consists of income and expenses not allocated to the operating segments) decreased operating income by \$3 million during 2013 and increased operating income by \$1 million during 2012. The increase in expense of \$4 million was due primarily to a loss related to the early termination of an equipment lease (\$5 million), offset in part by a litigation settlement payment received by the company (\$1 million). The equipment lease was accounted for as an operating lease prior to termination. These items are included in Other Operating Income (Expense), net in the Consolidated Statements of Income.

Selling, General and Administrative Expenses. Corporate overhead costs along with Segment specific selling, general, and administrative costs are reported in total on our Consolidated Statements of Income and decreased operating income by \$123 million in 2013 compared to \$116 million in 2012. This increase in expense of \$7 million was due primarily to transaction expenses related to our timberland acquisition from MeadWestvaco Corporation (\$5 million) and higher corporate communications and information technology costs (\$3 million). See Note 2 of the Notes to Consolidated Financial Statements for discussion of the timberland acquisition.

Equity Earnings from Timberland Venture. During 2013, we recorded our share of equity earnings from the Timberland Venture of \$63 million, which includes amortization of \$10 million for the difference between the book value of the company's investment and its proportionate share of the Timberland Venture's net assets. Our share of equity earnings from the Timberland Venture was \$59 million, including \$8 million of amortization, for 2012. This increase in equity earnings of \$4 million in 2013 was due primarily to an increase in product prices, and gains on sales of timber and timberlands realized by the Timberland Venture, and increased amortization of our basis difference. See Note 18 of the Notes to Consolidated Financial Statements.

Interest Expense, net. Interest expense, net of interest income, was \$141 million in 2013. This was essentially flat compared to 2012.

Loss on Extinguishment of Debt. During 2013, we prepaid approximately \$10 million of principal of Private Debt, \$24 million of principal of Public Debt and \$225 million of principal of the term credit agreement. These prepayments resulted in a \$4 million loss. See Notes 2 and 11 of the Notes to Consolidated Financial Statements.

Provision (Benefit) for Income Taxes. The benefit for income taxes was \$1 million for 2013 compared to a benefit for income taxes of \$3 million in 2012. The benefit for income taxes decreased \$2 million from 2012 due primarily to increased operating income from our manufacturing business of \$14 million, which increased tax expense by \$6 million, offset by lower earnings from real estate sales by our taxable REIT subsidiaries, which reduced tax expense by \$3 million.

Financial Condition and Liquidity

Our cash flows from operations are impacted by the cyclical nature of the forest products industry and by general economic conditions in the United States, including interest rate levels and availability of financing. We generate cash primarily from sales of delivered logs and standing timber, sales of our finished manufactured wood products, and sales of our timberlands. Our principal cash requirements are primarily for:

- expenditures for logging and hauling of logs,
- employee compensation and related benefits,
- purchases of logs, fiber and other raw materials used in our manufacturing facilities,
- reforestation, silviculture, road construction and road maintenance on our timberlands, and
- energy and operating expenditures to run our manufacturing facilities.

Our Resources and Manufacturing Segments have significant uses of cash, and as a result, our operating income (excluding depletion and depreciation) approximates these Segments' operating cash flows. In contrast, our cash outflows in our Real Estate Segment are very small, and as a result, our revenues from this Segment approximate operating cash flows. In our Energy and Natural Resources Segment, cash may be received in upfront payments but revenues will be recognized over several reporting periods (quarters or years). We have summarized our sources and uses of cash in a table later in this section.

Net cash provided by operating activities for 2014 was \$457 million compared to \$404 million for 2013. This increase of \$53 million was due primarily to improved earnings before depletion from our Resources and Energy and Natural Resources Segments (\$67 million) partially offset by higher payments for interest expense (\$25 million). We expect net cash provided by operating activities in 2015 to be similar to 2014.

We also prepare annual Segment comparisons of Adjusted EBITDA, which is a supplemental non-GAAP measure of operating performance and liquidity. Adjusted EBITDA for 2014 was \$605 million compared to Adjusted EBITDA of \$502 million for 2013. See Performance and Liquidity Measures (Non-GAAP Measures) later in this section.

We ended 2014 with a strong balance sheet; we had a cash balance of \$92 million and availability on our line of credit of \$603 million. We believe that our cash flows from operating activities will be more than adequate to fund 2015 planned capital expenditures and our dividend.

Cash Flow

The following table summarizes total cash flows for operating, investing and financing activities for the **years ended December 31** (in millions):

	2014	2013	2012
Net Cash Provided By Operating Activities	\$ 457	\$ 404	\$ 353
Net Cash Used In Investing Activities	(65)	(529)	(167)
Net Cash Provided By (Used In) Financing Activities	(733)	202	(84)
Change in Cash and Cash Equivalents	\$ (341)	\$ 77	\$ 102

Cash Flows from Operating Activities (2014). Net cash provided by operating activities for the year ended December 31, 2014 totaled \$457 million compared to \$404 million in 2013. The increase of \$53 million was due primarily to improved earnings before depletion from our Resources and Energy and Natural Resources Segments (\$67 million) and lower expenditures for the purchase of timber deeds (\$18 million), offset in part by higher payments for interest expense (\$25 million) and an increase in pension contributions (\$9 million). See Results of Operations for a discussion of factors impacting operating income for our Resources and Energy and Natural Resources Segments and for a discussion of changes in interest expense.

In March 2013, the company acquired, for \$18 million, approximately 0.9 million tons of standing timber under a timber deed that expires in 2020. No timber deeds were acquired in 2014. In January 2012, we purchased an eight-year timber deed encompassing 4.7 million tons of standing timber in the Southern Resources Segment for \$103 million,

\$5 million of which was paid as a deposit in December 2011. The volume acquired under a timber deed, along with future growth, is harvested over the term of the deed. The timber deed purchase price has been reflected in our Consolidated Statements of Cash Flows as an outflow under Cash Provided by Operating Activities.

Cash Flows from Operating Activities (2013). Net cash provided by operating activities for the year ended December 31, 2013 totaled \$404 million compared to \$353 million in 2012. The increase of \$51 million was due primarily to lower expenditures (\$80 million) for the purchase of standing timber (timber deed), higher operating income from both of our Resources Segments and from our Manufacturing Segment (\$44 million) and a decrease in pension contributions (\$20 million), offset in part by lower proceeds from real estate sales (\$62 million) and a negative working capital change (\$32 million). See Results of Operations for a discussion of factors impacting operating income for our Resources and Manufacturing Segments and factors impacting real estate proceeds for our Real Estate Segment.

Working capital was negatively impacted by changes in our outstanding accounts receivable balances (\$13 million), our wages payable balances (\$9 million), and our inventory balances (\$5 million). Our accounts receivable balance was unusually low as of December 31, 2012, due primarily to mill curtailments for maintenance and unusually low timber sales in December 2012, which resulted in a favorable accounts receivable working capital variance for 2012, and in turn, an unfavorable variance for 2013. Our wages payable balance as of December 31, 2011 was lower than our wages payable balances as of December 31, 2012 and December 31, 2013 due to a lower bonus accrual for 2011. Earning a lower bonus in 2011 (which is paid in the following year) compared to 2012 and 2013 resulted in a favorable working capital variance in 2012 with no comparable favorable variance in 2013. The negative inventory working capital variance is primarily due to resuming operations at our Evergreen sawmill in April 2013.

Capital Expenditures. Capital expenditures were as follows for the years ended December 31 (in millions):

	2014	2013	2012
Capital Expenditures, Excluding Timberland Acquisitions (Includes \$12 MDF Replacement Capital in 2014)	\$ 89	\$ 71	\$ 72
Expenditures for Real Estate Development	3	2	4
Total Capital Expenditures	<u>\$ 92</u>	<u>\$ 73</u>	<u>\$ 76</u>

Planned capital expenditures for 2015 (excluding timberland acquisitions) are expected to range between \$90 million and \$95 million and include approximately \$72 million for our timberlands, \$10 million for our manufacturing facilities, \$4 million for real estate development investments, and \$6 million for investments in information technology. The timberland expenditures are primarily for reforestation and other expenditures associated with the planting and growing of trees. Approximately 55% of planned capital expenditures in 2015 are discretionary, primarily expenditures for silviculture. Capital expenditures at our manufacturing facilities consist primarily of expenditures to sustain operating activities. Expenditures for Real Estate Development are included in Other Operating Activities, net on the Consolidated Statements of Cash Flows.

During 2014, we incurred a fire loss at our MDF facility. Included in 2014 capital expenditures above are approximately \$12 million of capital expenditures that we incurred to rebuild or replace the damaged building and equipment. The majority of the capital expenditures for the MDF fire loss were spent in 2014 and there are no significant costs included in 2015 planned capital expenditures for this project.

Timberland Acquisitions. There were no significant timberland acquisitions in 2014. During 2013, we acquired approximately 501,000 acres of timberlands in Alabama, Georgia, South Carolina, Virginia, and West Virginia from MeadWestvaco Corporation ("MWV") for \$869 million. This acquisition was accounted for as a business combination and is described in Note 2 of the Notes to Consolidated Financial Statements. Also during 2013, we acquired approximately 50,000 acres of timberlands primarily located in Georgia and Alabama for a total of \$81 million. These purchases of \$81 million were financed primarily from the company's line of credit and have been accounted for as asset acquisitions.

During 2012, we acquired approximately 13,000 acres of timberlands primarily located in Georgia and South Carolina for a total of \$18 million. These purchases were financed primarily from our line of credit and have been accounted for as asset acquisitions.

Real Estate Development Ventures. In connection with the timberland acquisition from MWV (see Timberland Acquisitions above), the company and MWV formed a limited liability company (MWV-Charleston Land Partners, LLC or “MWV-CLP”). Plum Creek contributed cash to MWV-CLP and MWV contributed real estate development properties, which consisted of both residential and commercial properties currently under development (“Class A Properties”) and high-value development lands (“Class B Properties”). Plum Creek contributed \$12 million in exchange for a 5% interest in Class A Properties and \$140 million in exchange for a 50% interest in Class B Properties. MWV contributed 22,000 acres of Class A Properties with an agreed upon value of \$252 million in exchange for a 95% interest in Class A Properties and 87,000 acres of Class B Properties with an agreed upon value of \$279 million in exchange for a 50% interest in Class B Properties.

During 2014, the company’s ownership interest in the Class A Properties decreased from 5% to 4% due to capital calls by MWV-CLP for which the company declined to participate. Plum Creek has agreed to make additional capital contributions to MWV-CLP with respect to the Class B Properties through the year 2020, with minimum required contributions of \$6 million during 2015.

Minerals. In connection with the timberland acquisition from MWV (see Timberland Acquisitions above), we acquired certain proven and probable coal reserves along with related surface leases. The coal reserves had an acquisition date fair value of \$50 million, and the surface leases had an acquisition date fair value of \$7 million.

Mineral Rights Acquisitions. In September 2013, we acquired mineral rights in approximately 255 million tons of aggregate reserves at four quarries in Georgia for approximately \$156 million. We are entitled to an overriding royalty in connection with the gross proceeds from the sale of crushed stone from these quarries. The purchase was financed from our line of credit and has been accounted for as an asset acquisition.

In December 2012, we acquired mineral rights in approximately 144 million tons of aggregate reserves at four quarries in South Carolina for approximately \$76 million. We are entitled to an overriding royalty in connection with the gross proceeds from the sale of crushed stone from these quarries. The purchase was financed from our 2012 public debt offering and has been accounted for as an asset acquisition.

Future Cash Requirements. Cash required to meet our future financial needs will be significant. Our next scheduled debt principal payment is our 5.875% Senior Notes (\$439 million), which matures in November 2015. We may refinance all or a portion of this borrowing at or near maturity. Debt principal not refinanced by new borrowings or by the then available borrowing capacity under our line of credit will be paid using cash generated from operations. We believe that our cash flows from operating activities will be more than adequate to fund 2015 planned capital expenditures and our dividend.

Sources and Uses of Cash. The following table summarizes our sources and uses of cash for the years ended December 31 (in millions):

	2014	2013	2012
Sources of Cash:			
Operations ^(A)	\$ 421	\$ 385	\$ 404
Changes in Working Capital	(11)	(17)	15
Cash Distributions from Timberland Venture	57	56	56
Cash Distributions from Real Estate Development Ventures, net	16	—	—
Cash from Stock Option Exercises	3	37	18
Proceeds from Issuance of Common Stock, net	—	607	—
Increase Debt Obligations, net ^(B)	—	709	171
Other Cash Changes, net ^(C)	1	1	(1)
Total Sources of Cash	487	1,778	663
Uses of Cash:			
Returned to Stockholders:			
Dividends	(312)	(290)	(272)
Common Stock Repurchases	(52)	(2)	(1)
Reinvest in the Business:			
Timber Deed Acquired	—	(18)	(98)
Capital Expenditures ^(D)	(82)	(73)	(76)
Timberlands Acquired	—	(81)	(18)
Minerals and Mineral Rights Acquired	—	(156)	(76)
Acquisition of MeadWestvaco Timberland Assets, net ^(B)	—	(1,081)	—
Meet our Pension Obligations:			
Pension Contributions	(9)	—	(20)
Purchases of Marketable Securities	(1)	—	—
Reduce Debt Obligations, net	(372)	—	—
Total Uses of Cash	(828)	(1,701)	(561)
Change in Cash and Cash Equivalents	\$ (341)	\$ 77	\$ 102

(A) Calculated from the Consolidated Statements of Cash Flows by adding Depreciation, Depletion and Amortization, Basis of Real Estate Sold, Earnings from Unconsolidated Entities, Loss on Extinguishment of Debt, Deferred Income Taxes and Other Operating Activities (excluding Expenditures for Real Estate Development - see discussion in Footnote D below) to Net Income.

(B) On December 6, 2013, we acquired timberland, minerals and wind power leases from MWV, along with acquiring an equity interest in approximately 109,000 acres of high-value rural and development quality lands. The total purchase price for the MWV assets was approximately \$1.1 billion, which consisted of \$226 million in cash (\$221 million in cash after considering post-closing adjustments) and an installment note payable of \$860 million. The table above includes the \$860 million as an Increase in Debt Obligations and as part of the Acquisition of MeadWestvaco Timberland Assets. In our Consolidated Statements of Cash Flows, these amounts are presented as Non-Cash Investing and Financing Activities. See also Note 2 of the Notes to Consolidated Financial Statements.

(C) From the Consolidated Statements of Cash Flows, Other Investing Activities and Other Financing Activities.

(D) Capital Expenditures include Real Estate Development costs (see Capital Expenditures section above for calculation). Expenditures for Real Estate Development are included in Other Operating Activities, net on the Consolidated Statements of Cash Flows.

For 2014, Capital Expenditures in the table above are presented net of \$10 million of insurance recoveries received to rebuild / replace the building and equipment damaged by the fire at our MDF facility in 2014. See Note 17 of the Notes to Consolidated Financial Statements.

Borrowings

Debt Financing. We strive to maintain a balance sheet that provides the financial flexibility to pursue our strategic objectives. In order to maintain this financial flexibility, our objective is to maintain an investment grade credit rating. This is reflected in our moderate use of debt, established access to credit markets and no material covenant restrictions in our debt agreements that would prevent us from prudently using debt capital. All of our borrowings, except for the Note Payable to Timberland Venture, are made by Plum Creek Timberlands, L.P., the company's wholly-owned operating partnership ("the Partnership"). Furthermore, all of the outstanding indebtedness of the Partnership is unsecured.

Line of Credit. We have a \$700 million revolving line of credit agreement that matures on January 15, 2019. Subject to customary covenants, the line of credit allows for borrowings from time to time up to \$700 million, including up to \$60 million of standby letters of credit. Borrowings on the line of credit fluctuate daily based on cash needs. The interest rate on the line of credit is currently LIBOR plus 1.25%, including the facility fee. This rate can range from LIBOR plus 1% to LIBOR plus 2% depending on our debt ratings.

The weighted-average interest rate for the borrowings on the line of credit was 1.34% and 1.37% as of December 31, 2014 and December 31, 2013, respectively. As of December 31, 2014, we had \$95 million of borrowings and \$2 million of standby letters of credit outstanding; \$603 million remained available for borrowing under our line of credit. As of January 2, 2015, all of the borrowings under our line of credit were repaid.

Term Credit Agreement. The company has a \$225 million term credit agreement that matures on April 3, 2019. The interest rate on the term credit agreement was 1.67% and 1.66% as of December 31, 2014 and 2013, respectively. The interest rate on the term credit agreement is based on LIBOR plus 1.50%. After giving effect to patronage distributions, the effective net interest rate on the term loan was approximately 1% as of both December 31, 2014 and 2013. See "*Patronage*" below. The term loan agreement is subject to covenants that are substantially the same as those of our revolving line of credit. The term credit agreement allows for prepayment of the borrowings at any time prior to the maturity date without premium or penalty.

Senior Notes. The company has outstanding Senior Notes with various maturities and fixed interest rates. During 2013, the company repaid all of its privately placed borrowings with various lenders ("Private Debt"). See "*Debt Principal Payments*" below for a discussion of these repayments.

As of December 31, 2014, the company had publicly issued and outstanding approximately \$1.3 billion aggregate principal amount of Senior Notes ("Public Debt"). The Public Debt is issued by the Partnership and is fully and unconditionally guaranteed by Plum Creek Timber Company, Inc. This amount includes \$439 million of 5.875% Public Debt which matures in 2015, \$569 million of 4.70% Public Debt which matures in 2021 and \$325 million of 3.25% Public Debt which matures in 2023.

The Senior Notes are redeemable prior to maturity; however, they are subject to a premium on redemption, which is based upon interest rates of U.S. Treasury securities having similar average maturities. The premium that would have been due upon early retirement approximated \$114 million at December 31, 2014 and \$117 million at December 31, 2013.

Plum Creek Timber Company, Inc. and the Partnership have filed a shelf registration statement with the Securities and Exchange Commission. Under the shelf registration statement, Plum Creek Timber Company, Inc., from time to time, may offer and sell any combination of preferred stock, common stock, depositary shares, warrants and guarantees, and the Partnership, from time to time, may offer and sell debt securities. The company and the Partnership intend to maintain a shelf registration statement with respect to such securities.

Installment Note Payable. The company has an \$860 million installment note payable to MWV Community Development and Land Management, LLC ("MWV CDLM"), which was issued in connection with the acquisition of certain timberland assets (see Note 2 of the Notes to Consolidated Financial Statements). Following the acquisition, MWV CDLM pledged the installment note to certain banks in the farm credit system. The annual interest rate on the installment note is fixed at 5.207%. After giving effect to patronage distributions, the company's effective net interest rate on the installment note was approximately 4.5% as of December 31, 2014 and December 31, 2013. See "*Patronage*" below.

During the ten-year term of the note, interest is paid semi-annually with the principal due upon maturity. The installment note matures on December 6, 2023, but may be extended at the request of the holder if the company at the time of the request intends to refinance all or a portion of the installment note for a term of five years or more. The installment note is generally not redeemable prior to maturity except in certain limited circumstances and could be subject to a premium on redemption. The installment note is subject to covenants similar to those of our revolving line of credit and term credit agreement.

Note Payable to Timberland Venture. The company has a \$783 million note payable to a timberland venture (a related party). The annual interest rate on the note payable is fixed at 7.375%. During the ten-year term of the note, interest is paid quarterly with the principal due upon maturity. The note matures on October 1, 2018 but may be extended until October 1, 2020 at the election of Plum Creek. The note is not redeemable prior to maturity. The note is structurally subordinated to all other indebtedness of the company at December 31, 2014. See Note 18 of the Notes to Consolidated Financial Statements.

Patronage. The company receives patronage refunds under the term credit agreement and the installment note payable. Patronage refunds are distributions of profits from banks in the farm credit system, which are cooperatives that are required to distribute profits to their members. Patronage distributions, which are made in either cash or stock, are received in the year after they were earned. The company earned approximately \$8 million of patronage during 2014. The company earned approximately \$3 million of patronage during 2013. Patronage refunds are recorded as a reduction to interest expense in the year earned.

Debt Principal Payments. The table below summarizes the debt principal payments made for the **years ended December 31** (in millions):

	2014	2013	2012
Public Debt	\$ —	\$ 24	\$ —
Private Debt	—	260	3
Term Credit Agreement	—	225	350
Total	\$ —	\$ 509	\$ 353

During 2013, the company prepaid approximately \$10 million of principal of Private Debt, \$24 million of principal of Public Debt and \$225 million of principal of the term credit agreement. These prepayments resulted in a \$4 million loss. The \$4 million loss is classified as Loss on Extinguishment of Debt in the Consolidated Statements of Income.

Debt Covenants. Our Senior Notes, Term Credit Agreement, Line of Credit and Installment Note Payable contain various restrictive covenants, none of which are expected to materially impact the financing of our ongoing operations. We are in compliance with all of our borrowing agreement covenants as of December 31, 2014.

Our Term Credit Agreement, Line of Credit and Installment Note Payable require that we maintain certain interest coverage and maximum leverage ratios. We have no covenants and restrictions associated with changes in our debt ratings. Our Term Credit Agreement, Line of Credit and Installment Note Payable each contain a covenant restricting our ability to make any restricted payments, which includes dividend payments, if we are in default under our debt agreements. Furthermore, there are no material covenants associated with our Note Payable to Timberland Venture, and this indebtedness is not considered in computing any of our debt covenants since the debt is an obligation of Plum Creek Timber Company, Inc. and not the Partnership.

As of December 31, 2014, we can borrow the entire amount available under our Line of Credit, and we expect to be able to incur at least this level of additional indebtedness for the next twelve months.

Equity

Dividends. On February 4, 2015, the Board of Directors declared a dividend of \$0.44 per share, or approximately \$77 million, which will be paid on February 27, 2015 to stockholders of record on February 13, 2015. Future dividends will be determined by our Board of Directors, in its sole discretion, based on consideration of a number of factors. The primary factors considered by the Board in declaring the current dividend amount were current quarter and full year cash flow and operating results, as measured by Funds from Operations (defined as net income plus non-cash charges for depletion, depreciation and amortization, and the cost basis of land sales), along with the amount of cash on hand. In addition, the Board also considers the following factors when determining dividends: the company's capital requirements; economic conditions; tax considerations; borrowing capacity; changes in the prices of, and demand for, our products; changes in our ability to sell timberlands at attractive prices; and the appropriate timing of timber harvests, acquisition and divestiture opportunities, stock repurchases, debt repayment and other means by which the company could deliver value to its stockholders.

Share Repurchases. Plum Creek's Board of Directors has authorized a common stock repurchase program that may be increased from time to time at the Board of Directors' discretion. For the year ended December 31, 2014, we repurchased 1.2 million shares of common stock at a total cost of \$50 million, or an average cost per share of \$40.21. At December 31, 2014, \$125 million is available for share repurchases under the current Board of Directors' authorization. See Note 13 of the Notes to Consolidated Financial Statements.

Other Information

Accounting Standards Issued and Not Yet Implemented. In May 2014, the Financial Accounting Standards Board (FASB) issued Accounting Standards Update (ASU) No. 2014-09, Revenue from Contracts with Customers (Topic 606). The new standard is effective for reporting periods beginning after December 15, 2016 and early adoption is not permitted. The comprehensive new standard will supersede existing revenue recognition guidance, including industry-specific requirements, and require revenue to be recognized when promised goods or services are transferred to customers in amounts that reflect the consideration to which the company expects to be entitled in exchange for those goods or services. Adoption of the new rules could affect the timing of revenue recognition for certain transactions. For Plum Creek, the standard will be effective in the first quarter of 2017. The guidance permits two implementation approaches: (1) a retrospective application of the new standard with restatement of prior years; or (2) a modified retrospective basis whereby the new standard would be applied to new contracts and existing contracts with remaining performance obligations as of the effective date, with a cumulative catch-up adjustment recorded to beginning retained earnings. The company is currently evaluating the impact that adoption of this standard will have on our consolidated financial statements and disclosures, and the implementation approach to be used.

Performance and Liquidity Measures (Non-GAAP Measures)

For a discussion of the factors impacting our operating performance, see the discussion included in this Item under Results of Operations. For a discussion of the factors impacting our liquidity, see the discussion included previously in Item 7 under Financial Condition and Liquidity. We have included the following Non-GAAP measurements because we believe these are commonly used by investors, lenders and rating agencies to assess our financial performance.

Adjusted EBITDA. We define Adjusted EBITDA as earnings from continuing operations, excluding Equity Earnings from the Timberland Venture, and before interest expense (including any gains or losses from extinguishment of debt), taxes, depreciation, depletion, amortization, and basis in real estate sold. In addition to including Equity Earnings from Real Estate Development Ventures in Adjusted EBITDA, we also include, as an add back to Operating Income for the Other Segment, our proportional share of depreciation, depletion, amortization, and basis in real estate sold from this equity method investment. Adjusted EBITDA is not considered a measure of financial performance under U.S. generally accepted accounting principles (U.S. GAAP) and the items excluded from Adjusted EBITDA are significant components of our consolidated financial statements.

We present Adjusted EBITDA as a supplemental performance measure because we believe it facilitates operating performance comparisons from period to period, and each business segment's contribution to that performance, by eliminating non-cash charges to earnings, which can vary significantly by business segment. These non-cash charges include timber depletion, depreciation of fixed assets and the basis in lands sold. We also use Adjusted EBITDA as a supplemental liquidity measure because we believe it is useful in measuring our ability to generate cash. In addition, we believe Adjusted EBITDA is commonly used by investors, lenders and rating agencies to assess our financial performance.

The following table compares Adjusted EBITDA by segment for the **years ended December 31** (in millions):

	2014	2013	2012
Adjusted EBITDA by Segment			
Northern Resources	\$ 72	\$ 62	\$ 46
Southern Resources	219	173	157
Real Estate	263	261	326
Manufacturing	65	59	44
Energy and Natural Resources	33	22	20
Other	17	—	—
Other Costs and Eliminations, net	(64)	(75)	(63)
Total Adjusted EBITDA	<u>\$ 605</u>	<u>\$ 502</u>	<u>\$ 530</u>

The following schedules provide a reconciliation of Adjusted EBITDA to net income and net cash from operating activities, the most directly comparable U.S. GAAP performance and liquidity measures, for the **years ended December 31** (in millions):

2014

	Operating Income	Depreciation, Depletion and Amortization	Basis of Real Estate Sold	Adjusted EBITDA
By Segment ⁽¹⁾				
Northern Resources	\$ 44	\$ 28	\$ —	\$ 72
Southern Resources	137	82	—	219
Real Estate	133	1	129	263
Manufacturing	49	16	—	65
Energy and Natural Resources	25	8	—	33
Other	2	2	13	17
Other Costs and Eliminations	(67)	1	—	(66)
Other Unallocated Operating Income (Expense), net	2	—	—	2
Total	<u>\$ 325</u>	<u>\$ 138</u>	<u>\$ 142</u>	<u>\$ 605</u>
Reconciliation to Net Income ⁽²⁾				
Equity Earnings from Timberland Venture	63			
Interest Expense	(166)			
(Provision) Benefit for Income Taxes	(8)			
Net Income	<u>\$ 214</u>			
Reconciliation to Net Cash Provided By Operating Activities ⁽¹⁾				
Net Cash Flows from Operations			\$ 457	
Interest Expense			166	
Amortization of Debt Costs			(2)	
Provision / (Benefit) for Income Taxes			8	
Distributions from Timberland Venture			(57)	
Distributions from Real Estate Development Ventures			(2)	
Equity Earnings, Depletion, Amortization, and Basis of Real Estate Sold from Real Estate Development Ventures			18	
Deferred Income Taxes			(4)	
Gain on Sale of Properties and Other Assets			—	
Timber Deed Acquired			—	
Pension Plan Contributions			9	
Working Capital Changes			11	
Other			1	
Adjusted EBITDA			<u>\$ 605</u>	

(1) Includes Equity Earnings from Real Estate Development Ventures (\$3 million) in Operating Income for the Other Segment, along with our proportional share of depreciation, depletion, amortization (\$2 million), and basis in real estate sold (\$13 million) from this equity method investment.

(2) Includes reconciling items not allocated to segments for financial reporting purposes.

2013

	Operating Income	Depreciation, Depletion and Amortization ⁽¹⁾	Basis of Real Estate Sold	Adjusted EBITDA
By Segment				
Northern Resources	\$ 32	\$ 30	\$ —	\$ 62
Southern Resources	108	65	—	173
Real Estate	169	1	91	261
Manufacturing	43	16	—	59
Energy and Natural Resources	19	3	—	22
Other	—	—	—	—
Other Costs and Eliminations	(73)	1	—	(72)
Other Unallocated Operating Income (Expense), net	(3)	—	—	(3)
Total	<u>\$ 295</u>	<u>\$ 116</u>	<u>\$ 91</u>	<u>\$ 502</u>
Reconciliation to Net Income ⁽²⁾				
Equity Earnings from Timberland Venture	63			
Interest Expense	(141)			
Gain (Loss) on Extinguishment of Debt	(4)			
(Provision) Benefit for Income Taxes	1			
Net Income	<u>\$ 214</u>			
Reconciliation to Net Cash Provided By Operating Activities				
Net Cash Flows from Operations			\$	404
Interest Expense				141
Amortization of Debt Costs				(3)
Provision / (Benefit) for Income Taxes				(1)
Distributions from Timberland Venture				(56)
Distributions from Real Estate Development Ventures				—
Equity Earnings, Depletion, Amortization, and Basis of Real Estate Sold from Real Estate Development Ventures				—
Deferred Income Taxes				3
Gain on Sale of Properties and Other Assets				—
Timber Deed Acquired				18
Pension Plan Contributions				—
Working Capital Changes				17
Other				(21)
Adjusted EBITDA			<u>\$</u>	<u>502</u>

(1) Includes a \$4 million loss due to forest fire damages in the Northern Resources Segment.

(2) Includes reconciling items not allocated to segments for financial reporting purposes.

2012

	Operating Income	Depreciation, Depletion and Amortization	Basis of Real Estate Sold	Adjusted EBITDA
By Segment				
Northern Resources	\$ 20	\$ 26	\$ —	\$ 46
Southern Resources	90	67	—	157
Real Estate	187	1	138	326
Manufacturing	29	15	—	44
Energy and Natural Resources	19	1	—	20
Other	—	—	—	—
Other Costs and Eliminations	(65)	1	—	(64)
Other Unallocated Operating Income (Expense), net	1	—	—	1
Total	<u>\$ 281</u>	<u>\$ 111</u>	<u>\$ 138</u>	<u>\$ 530</u>
Reconciliation to Net Income ⁽¹⁾				
Equity Earnings from Timberland Venture	59			
Interest Expense	(140)			
(Provision) Benefit for Income Taxes	3			
Net Income	<u>\$ 203</u>			
Reconciliation to Net Cash Provided By Operating Activities				
Net Cash Flows from Operations			\$	353
Interest Expense				140
Amortization of Debt Costs				(3)
Provision / (Benefit) for Income Taxes				(3)
Distributions from Timberland Venture				(56)
Distributions from Real Estate Development Ventures				—
Equity Earnings, Depletion, Amortization, and Basis of Real Estate Sold from Real Estate Development Ventures				—
Deferred Income Taxes				3
Gain on Sale of Properties and Other Assets				—
Timber Deed Acquired				98
Pension Plan Contributions				20
Working Capital Changes				(15)
Other				(7)
Adjusted EBITDA			\$	<u>530</u>

(1) Includes reconciling items not allocated to segments for financial reporting purposes.

ITEM 7A. QUANTITATIVE AND QUALITATIVE DISCLOSURES ABOUT MARKET RISK

Interest Rate Risk

Approximately \$3.0 billion (including \$783 million of related party obligations) of Plum Creek's long-term debt bears interest at fixed rates, and therefore the fair value of these instruments is affected by changes in market interest rates. We also have variable rate debt that is affected by changes in market interest rates. For a detailed discussion of our debt obligations and the fair value of the company's debt, see Notes 11 and 12 of the Notes to Consolidated Financial Statements.

The following table presents contractual principal cash flows based upon maturity dates of the company's debt obligations and the related weighted-average interest rates by expected maturity dates, along with the total fair value for the fixed and variable rate debt (in millions):

	2015	2016	2017	2018	2019	Thereafter	Total	Fair Value ^(A)
December 31, 2014								
Fixed Rate Debt								
<i>Third Party Obligations</i>								
Principal Due ^(B)	\$ 439	\$ —	\$ —	\$ —	\$ —	\$ 1,754	\$ 2,193	\$ 2,304
Average Interest Rate ^(C)	4.9%	4.7%	4.7%	4.7%	4.7%	4.7%		
<i>Related Party Obligations</i>								
Principal Due				\$ 783			\$ 783	\$ 892
Interest Rate				7.4%				
Variable Rate Debt ^(D)					\$ 225		\$ 225	\$ 225
	2014	2015	2016	2017	2018	Thereafter	Total	Fair Value
December 31, 2013								
Fixed Rate Debt								
<i>Third Party Obligations</i>								
Principal Due ^(B)	\$ —	\$ 439	\$ —	\$ —	\$ —	\$ 1,754	\$ 2,193	\$ 2,206
Average Interest Rate ^(C)	4.9%	4.9%	4.7%	4.7%	4.7%	4.7%		
<i>Related Party Obligations</i>								
Principal Due					\$ 783		\$ 783	\$ 916
Interest Rate					7.4%			
Variable Rate Debt						\$ 225	\$ 225	\$ 225

(A) The increase in fair value of our fixed rate debt compared to December 31, 2013 (excluding related party debt) was due primarily to lower market interest rates. At December 31, 2014, treasury rates were lower compared to December 31, 2013, resulting in lower market interest rates and an increase in the fair value of our fixed rate debt.

(B) Excludes unamortized discount of \$3 million and \$4 million at December 31, 2014 and 2013, respectively.

(C) Represents the average stated interest rate of total fixed rate debt (excluding related party debt) outstanding as of December 31, 2014 and December 31, 2013.

(D) As of December 31, 2014, the interest rate for the term credit agreement was 1.67%. Not included in the above table are borrowings under our \$700 million revolving line of credit of \$95 million. As of December 31, 2014, the weighted-average interest rate on the \$95 million of borrowings was 1.34%.

ITEM 8. FINANCIAL STATEMENTS AND SUPPLEMENTARY DATA

PLUM CREEK TIMBER COMPANY, INC.
CONSOLIDATED STATEMENTS OF INCOME

(In Millions, Except Per Share Amounts)	Year Ended December 31,		
	2014	2013	2012
REVENUES:			
Timber	\$ 767	\$ 669	\$ 641
Real Estate	289	286	352
Manufacturing	368	362	324
Energy and Natural Resources	34	23	22
Other	18	—	—
Total Revenues	<u>1,476</u>	<u>1,340</u>	<u>1,339</u>
COSTS AND EXPENSES:			
Cost of Goods Sold:			
Timber	555	495	498
Real Estate	151	110	157
Manufacturing	322	310	286
Energy and Natural Resources	10	5	2
Other	16	—	—
Total Cost of Goods Sold	<u>1,054</u>	<u>920</u>	<u>943</u>
Selling, General and Administrative	115	123	116
Total Costs and Expenses	<u>1,169</u>	<u>1,043</u>	<u>1,059</u>
Other Operating Income (Expense), net	15	(2)	1
Operating Income	322	295	281
Earnings from Unconsolidated Entities	66	63	59
Interest Expense, net:			
Interest Expense (Debt Obligations to Unrelated Parties)	108	83	82
Interest Expense (Note Payable to Timberland Venture)	58	58	58
Total Interest Expense, net	<u>166</u>	<u>141</u>	<u>140</u>
Loss on Extinguishment of Debt	—	(4)	—
Income before Income Taxes	222	213	200
Provision (Benefit) for Income Taxes	8	(1)	(3)
Net Income	<u>\$ 214</u>	<u>\$ 214</u>	<u>\$ 203</u>
PER SHARE AMOUNTS:			
Net Income per Share – Basic	\$ 1.21	\$ 1.30	\$ 1.25
Net Income per Share – Diluted	\$ 1.21	\$ 1.30	\$ 1.25
Weighted-Average Number of Shares Outstanding			
– Basic	176.7	164.6	161.5
– Diluted	177.0	165.0	161.9
SUPPLEMENTAL INCOME STATEMENT INFORMATION:			
Equity Earnings from Timberland Venture	\$ 63	\$ 63	\$ 59
Equity Earnings from Real Estate Development Ventures	3	—	—
Earnings from Unconsolidated Entities	<u>\$ 66</u>	<u>\$ 63</u>	<u>\$ 59</u>

See accompanying Notes to Consolidated Financial Statements

PLUM CREEK TIMBER COMPANY, INC.
CONSOLIDATED STATEMENTS OF COMPREHENSIVE INCOME

(In Millions)	Year Ended December 31,		
	2014	2013	2012
Net Income	\$ 214	\$ 214	\$ 203
Other Comprehensive Income before Income Taxes:			
Defined Benefit Pension Plans:			
Actuarial Gain (Loss)	(34)	25	(2)
Plus: Amortization of Actuarial Loss Reclassified to Pension Expense	2	5	4
Unrealized Gains (Losses) on Grantor Trust Assets:			
Unrealized Holding Gains (Losses) Arising During Period	1	5	2
Less: Reclassification for Gains (Losses) Recognized in Net Income	—	—	—
Derivative Instruments:			
Gain (Loss) on Cash Flow Hedge	—	5	—
Less: Amortization of Gain Reclassified to Interest Expense	—	—	—
Other Comprehensive Income (Loss) Before Tax	(31)	40	4
Income Tax Expense (Benefit) Related to Items of Other Comprehensive Income	(7)	7	1
Other Comprehensive Income (Loss) After Tax	(24)	33	3
Comprehensive Income	\$ 190	\$ 247	\$ 206

See accompanying Notes to Consolidated Financial Statements

PLUM CREEK TIMBER COMPANY, INC.
CONSOLIDATED BALANCE SHEETS

(In Millions, Except Per Share Amounts)	December 31, 2014	December 31, 2013
ASSETS		
Current Assets:		
Cash and Cash Equivalents	\$ 92	\$ 433
Accounts Receivable	38	29
Inventories	61	55
Deferred Tax Asset	6	9
Assets Held for Sale	98	92
Other Current Assets	15	15
	<u>310</u>	<u>633</u>
Timber and Timberlands, net	4,009	4,180
Minerals and Mineral Rights, net	289	298
Property, Plant and Equipment, net	120	118
Equity Investment in Timberland Venture	217	211
Equity Investment in Real Estate Development Ventures	126	139
Deferred Tax Asset	23	17
Investment in Grantor Trusts (at Fair Value)	48	45
Other Assets	45	54
Total Assets	<u>\$ 5,187</u>	<u>\$ 5,695</u>
LIABILITIES		
Current Liabilities:		
Current Portion of Long-Term Debt	\$ 439	\$ —
Line of Credit	95	467
Accounts Payable	27	24
Interest Payable	22	22
Wages Payable	31	29
Taxes Payable	10	10
Deferred Revenue	23	26
Other Current Liabilities	10	10
	<u>657</u>	<u>588</u>
Long-Term Debt	1,976	2,414
Note Payable to Timberland Venture	783	783
Other Liabilities	100	78
Total Liabilities	<u>3,516</u>	<u>3,863</u>
Commitments and Contingencies		
STOCKHOLDERS' EQUITY		
Preferred Stock, \$0.01 Par Value, Authorized Shares – 75.0, Outstanding – None	—	—
Common Stock, \$0.01 Par Value, Authorized Shares – 300.6, Outstanding (net of Treasury Stock) – 175.9 at December 31, 2014 and 177.0 at December 31, 2013	2	2
Additional Paid-In Capital	2,955	2,942
Retained Earnings (Accumulated Deficit)	(271)	(173)
Treasury Stock, at Cost, Common Shares – 28.3 at December 31, 2014 and 27.0 at December 31, 2013	(992)	(940)
Accumulated Other Comprehensive Income (Loss)	(23)	1
Total Stockholders' Equity	<u>1,671</u>	<u>1,832</u>
Total Liabilities and Stockholders' Equity	<u>\$ 5,187</u>	<u>\$ 5,695</u>

See accompanying Notes to Consolidated Financial Statements

PLUM CREEK TIMBER COMPANY, INC.
CONSOLIDATED STATEMENTS OF STOCKHOLDERS' EQUITY

(In Millions)	Common Stock		Paid-in Capital	Retained Earnings (Accumulated Deficit)	Treasury Stock	Accumulated Other Comprehensive Income (Loss)	Total Equity
	Shares	Dollars					
January 1, 2012	161.3	\$ 2	\$ 2,261	\$ (28)	\$ (937)	\$ (35)	\$ 1,263
Net Income				203			203
Other Comprehensive Income						3	3
Dividends				(272)			(272)
Stock Option Exercises	0.6	—	18				18
Shares Issued under Stock Incentive Plans	0.1	—	—				—
Share-based Compensation			9				9
Common Stock Repurchased	—	—			(1)		(1)
December 31, 2012	162.0	\$ 2	\$ 2,288	\$ (97)	\$ (938)	\$ (32)	\$ 1,223
Net Income				214			214
Other Comprehensive Income						33	33
Dividends				(290)			(290)
Stock Option Exercises	1.0	—	37				37
Tax Benefit from Stock Incentive Plan			1				1
Shares Issued under Stock Incentive Plans	0.1	—	—				—
Share-based Compensation			9				9
Issuance of Common Stock	13.9	—	607				607
Common Stock Repurchased	—	—			(2)		(2)
December 31, 2013	177.0	\$ 2	\$ 2,942	\$ (173)	\$ (940)	\$ 1	\$ 1,832
Net Income				214			214
Other Comprehensive Income						(24)	(24)
Dividends				(312)			(312)
Stock Option Exercises	0.1	—	3				3
Shares Issued under Stock Incentive Plans	0.1	—	—				—
Share-based Compensation			10				10
Common Stock Repurchased	(1.3)	—			(52)		(52)
December 31, 2014	175.9	\$ 2	\$ 2,955	\$ (271)	\$ (992)	\$ (23)	\$ 1,671

See accompanying Notes to Consolidated Financial Statements

PLUM CREEK TIMBER COMPANY, INC.
CONSOLIDATED STATEMENTS OF CASH FLOWS

(In Millions)	Year Ended December 31,		
	2014	2013	2012
CASH FLOWS FROM OPERATING ACTIVITIES			
Net Income	\$ 214	\$ 214	\$ 203
Adjustments to Reconcile Net Income to Net Cash Provided By Operating Activities:			
Depreciation, Depletion and Amortization (Includes \$2 MDF Fire Impairment Loss in 2014 and \$4 Loss Related to Forest Fires in 2013)	138	119	114
Basis of Real Estate Sold	129	91	138
Earnings from Unconsolidated Entities	(66)	(63)	(59)
Distributions from Timberland Venture	57	56	56
Distributions from Real Estate Development Ventures	2	—	—
Deferred Income Taxes	4	(3)	(3)
Loss on Extinguishment of Debt	—	4	—
Timber Deed Acquired	—	(18)	(98)
Pension Plan Contributions	(9)	—	(20)
Working Capital Changes	(11)	(17)	15
Other	(1)	21	7
Net Cash Provided By (Used In) Operating Activities	<u>457</u>	<u>404</u>	<u>353</u>
CASH FLOWS FROM INVESTING ACTIVITIES			
Capital Expenditures, Excluding Timberland Acquisitions (Includes \$12 MDF Replacement Capital in 2014)	(89)	(71)	(72)
Timberlands Acquired	—	(81)	(18)
Minerals and Mineral Rights Acquired	—	(156)	(76)
Contributions to Real Estate Development Ventures	(9)	—	—
Distributions from Real Estate Development Ventures	23	—	—
Insurance Recoveries (Property Damage)	10	—	—
Payment for Acquisition of MeadWestvaco ("MWV") Timberland Assets, net	—	(221)	—
Purchases of Marketable Securities	(1)	—	—
Other	1	—	(1)
Net Cash Provided By (Used In) Investing Activities	<u>(65)</u>	<u>(529)</u>	<u>(167)</u>
CASH FLOWS FROM FINANCING ACTIVITIES			
Dividends	(312)	(290)	(272)
Borrowings on Line of Credit	1,307	1,771	1,843
Repayments on Line of Credit	(1,679)	(1,408)	(2,087)
Proceeds from Issuance of Long-Term Debt	—	—	773
Debt Issuance Costs	—	(1)	(5)
Principal Payments and Retirement of Long-Term Debt	—	(513)	(353)
Proceeds from Stock Option Exercises	3	37	18
Acquisition of Treasury Stock	(52)	(2)	(1)
Proceeds from Issuance of Common Stock, net	—	607	—
Other	—	1	—
Net Cash Provided By (Used In) Financing Activities	<u>(733)</u>	<u>202</u>	<u>(84)</u>
Increase (Decrease) In Cash and Cash Equivalents	(341)	77	102
Cash and Cash Equivalents:			
Beginning of Period	433	356	254
End of Period	<u>\$ 92</u>	<u>\$ 433</u>	<u>\$ 356</u>
SUPPLEMENTAL CASH FLOW INFORMATION			
Cash Paid During the Year for:			
Interest - Debt Obligations to Unrelated Parties	\$ 109	\$ 84	\$ 79
Interest - Note Payable to Timberland Venture	58	58	58
Interest	\$ 167	\$ 142	\$ 137
Income Taxes - Net	\$ 5	\$ (1)	\$ —
Non-Cash Investing and Financing Activities:			
Issuance of Note Payable to MWV as Consideration for Timberland Assets Acquired	\$ —	\$ 860	\$ —

See accompanying Notes to Consolidated Financial Statements

PLUM CREEK TIMBER COMPANY, INC.

NOTES TO CONSOLIDATED FINANCIAL STATEMENTS

NOTE 1. ACCOUNTING POLICIES

General. Plum Creek Timber Company, Inc. (“Plum Creek,” “the company,” “we,” “us,” or “our”), a Delaware Corporation, is a real estate investment trust, or “REIT”, for federal income tax purposes. Plum Creek Timber Company, Inc. is also the parent company of its wholly-owned subsidiary Plum Creek Timberlands, L.P. (“the Partnership”), a Delaware Limited Partnership. At December 31, 2014, the company owned and managed approximately 6.6 million acres of timberlands in the Northwest, Southern and Northeast United States, and owned seven wood product conversion facilities in the Northwest United States. Included in the 6.6 million acres are approximately 775,000 acres of higher value timberlands, which are expected to be sold and/or developed over the next fifteen years for recreational, conservation or residential purposes. In addition, the company has approximately 225,000 acres of non-strategic timberlands, which are expected to be sold in smaller acreage transactions over the near and medium term. In the meantime, all of our timberlands continue to be managed productively in our business of growing and selling timber.

Basis of Presentation. The consolidated financial statements of the company include the accounts of Plum Creek Timber Company, Inc. and its subsidiaries. Intercompany transactions and accounts have been eliminated in consolidation. All transactions are denominated in United States dollars.

Use of Estimates. The preparation of financial statements in conformity with U.S. generally accepted accounting principles requires management to make estimates and assumptions that affect the reported amounts of assets and liabilities, disclosure of contingent assets and liabilities at the date of the financial statements and the reported amounts of revenues and expenses during the reporting period. Actual results could differ from those estimates.

Customer Concentrations. Annual revenues from the company’s largest customer accounted for 7% of total annual revenues in 2014, 2013, and 2012. If market conditions for wood products were to deteriorate, the loss of this customer could have a significant effect on the company’s results of operations.

Product Concentrations. Sales of the company’s timber and wood products are dependent upon the economic conditions of the housing, repair and remodeling, industrial, and pulp and paper industries. Sales of the company’s timberlands are dependent upon the general economic conditions in the United States, interest rates and the availability of buyer financing from financial institutions, not-for-profit organizations and government sources. As a result of these product concentrations, a prolonged decline in these markets could have a significant impact on the company’s results of operations.

Revenue Recognition.

Resources Revenue. Timber sales revenues are recognized when legal ownership and the risk of loss transfers to the purchaser and the quantity sold is determinable. The company sells timber under delivered log agreements as well as through sales of standing timber (or “stumpage”). For delivered sales, revenue, which includes amounts billed for shipping and handling (logging and hauling of timber), is recognized when the log is delivered to the customer. Stumpage is sold using pay-as-cut or, less frequently, using timber deed sale agreements. Under a pay-as-cut sales contract, the purchaser acquires the right to harvest specified timber on a tract, at an agreed upon price per unit. The sale and any related advances are recognized as revenue as the purchaser harvests the timber on the tract. Under a timber deed sale, the buyer agrees to purchase and harvest specified timber on a tract of land over the term of the contract (usually 18 months or less). Unlike a pay-as-cut sales contract, risk of loss and title to the trees transfer to the buyer when the contract is signed. The buyer also pays the full purchase price when the contract is signed. Revenue from a timber deed sale is recognized when the contract is signed.

Manufacturing Revenue. Revenues generated from the sale of lumber, plywood, medium density fiberboard (“MDF”) and related by-products (primarily wood chips), and amounts billed for shipping and handling are recognized at the time of delivery.

PLUM CREEK TIMBER COMPANY, INC.
NOTES TO CONSOLIDATED FINANCIAL STATEMENTS (CONTINUED)

Real Estate Revenue. Revenue from the sale of real estate is recognized when the sale has been consummated, the buyer's initial and ongoing payments are adequate, the risks and rewards of owning the property have transferred to the buyer, and the company has no continuing involvement with the property. For all of our real estate sales, the company receives the entire consideration in cash at closing. Also at closing, the risks and rewards of ownership transfer to the buyer and the company does not have a continuing involvement in our properties after they are sold. Therefore, real estate revenue is recognized at closing.

Revenue from real estate development projects is generally recognized under the full accrual method of accounting because sales generally do not commence until the project is completed. Broker commissions and closing costs of our Real Estate Segment are included in Cost of Goods Sold.

The company will occasionally sell timberlands to a single buyer under a multi-period contract covering a series of prescheduled closings and/or options. Under these multi-period contracts, once title and risk of loss have transferred to the buyer for individual properties, the properties sold cannot be returned for a refund. However, deposits for future closings under multi-period contracts may be refunded under certain circumstances. The company treats each closing under a multi-period arrangement as a separate sale. Revenue in connection with a multi-period contract is generally recognized at closing equal to the lesser of the non-refundable consideration received or an allocation of total consideration based on fair value.

Revenue generated from real estate sales includes the sale of higher value timberlands, non-strategic timberlands and large blocks of timberlands. In some of these transactions, the company sells timberlands that qualify for like-kind (tax-deferred) exchange treatment under the Internal Revenue Code. Substantially all of these sales involve a third party intermediary, whereby the third party intermediary receives proceeds related to the property sold and then reinvests the proceeds in like-kind property. The proceeds are recorded as revenue when the third party intermediary receives them. See "Like-Kind Exchanges".

Energy and Natural Resources Revenue. Overriding royalties earned in connection with aggregate mineral rights are recognized as revenue when the underlying aggregates are sold and the company is entitled to its share of the gross selling price. Additionally, royalties from aggregates leases and oil and gas leases are recognized as revenue when the underlying minerals are sold and the company is entitled to its share of the gross selling price. Generally, the mineral owners and lessees make payments to the company based on a percentage of the gross sales price of the minerals they sell. For overriding royalty and lease agreements with varying royalty percentages, revenue recognition is based on the relative-selling-price method, which may result in the deferral of revenue to future periods.

Also, included within oil and gas royalties are lease bonus payments, which are typically paid upon the execution of a lease. Lease bonus payments are initially recorded as deferred revenue and are generally recognized as revenue over the period the lessee is entitled to explore for oil and gas. Certain of the company's leases are also subject to minimum annual payments. In some cases, lessees must make minimum annual or quarterly payments which are generally recoupable over certain time periods. These minimum payments are recorded as deferred revenue when received. The deferred revenue attributable to the minimum payment is recognized as royalty revenue when the lessee recoups the minimum payment through production. The deferred revenue is also recognized as revenue upon the expiration of the lessee's ability to recoup the payments.

Cash and Cash Equivalents. All highly liquid investments purchased with an original maturity of three months or less are considered to be cash equivalents. Substantially all of the cash and cash equivalents are invested in money market funds.

Accounts Receivable. Accounts receivable is presented net of an allowance for doubtful accounts of \$0.2 million at both December 31, 2014 and December 31, 2013. Accounts are deemed past due based on payment terms. The allowance for doubtful accounts represents management's estimate and is based on historical losses, recent collection history, credit ratings of individual customers and existing economic conditions. Delinquent accounts are charged against the allowance for doubtful accounts to the extent and at the time they are deemed uncollectible.

PLUM CREEK TIMBER COMPANY, INC.
NOTES TO CONSOLIDATED FINANCIAL STATEMENTS (CONTINUED)

Like-Kind Exchanges. Plum Creek may enter into like-kind (tax-deferred) exchange transactions to acquire and sell assets, principally timberlands. These transactions may include both forward (timberlands sold, followed by reinvestment of proceeds to acquire timberlands) and reverse (timberlands purchased, followed by receipt of proceeds from timberland sales) like-kind exchanges. The company uses a qualified escrow and/or trust account to facilitate like-kind exchange transactions. Funds from forward like-kind exchange transactions are restricted from being used until the funds are either successfully reinvested in timber and timberlands or the exchange fails and the proceeds are distributed to the company.

Inventories. Logs, work-in-process and finished goods are stated at the lower of cost or market using the average cost method. A separate lower of cost or market analysis is prepared for each product line (i.e. lumber, plywood and MDF). Net realizable value is determined based on actual selling prices at the end of the accounting period. Losses on firm purchase commitments for logs are recorded when the related manufactured finished products are expected to be sold at a loss based on current product prices. Supplies inventories are stated at cost. Costs for manufactured inventories include raw materials, labor, supplies, energy, depreciation and production overhead. Cost of log inventories include timber depletion, stumpage, associated logging and harvesting costs, road costs and production overhead.

Timber and Timberlands. Timber (including timber deeds and logging roads) and timberlands are stated at cost less accumulated depletion for timber previously harvested and accumulated road amortization. The company capitalizes timber and timberland purchases along with reforestation costs and other costs associated with the planting and growing of timber, such as site preparation, growing or purchases of seedlings, planting, fertilization, herbicide application and the thinning of tree stands to improve growth. The company presents timber and timberland purchases and the capitalized costs described above under Investing Activities on the Consolidated Statements of Cash Flows. A timber deed, also called timber cutting rights, allows the company to harvest timber on timberlands it does not own over a specific time period (currently less than 10 years). The company capitalizes timber deed acquisitions. The company presents timber deed acquisitions under Operating Activities on the Consolidated Statements of Cash Flows. Timber carrying costs, such as real estate taxes, insect control, wildlife control, leases of timberlands (other than lease payments for the purchase of standing timber, in which case the payments are capitalized) and forest management personnel salaries and fringe benefits, are expensed as incurred. Costs of major roads are capitalized and amortized over 30 years. Costs for roads that are built to access multiple logging sites over numerous years are capitalized and amortized over 6 years. Costs for roads built to access a single logging site are expensed as incurred.

Costs attributable to timber harvested, or depletion, are charged against income as trees are harvested. Depletion rates are determined annually based on the relationship between net carrying value of the timber plus certain capitalizable silviculture costs expected to be incurred over the harvest cycle and total timber volume estimated to be harvested over the harvest cycle. The depletion rate does not include an estimate for either future reforestation costs associated with a stand's final harvest or future volume in connection with the replanting of a stand subsequent to its final harvest. Net carrying value of the timber and timberlands is used to compute the gain or loss in connection with timberland sales.

Minerals and Mineral Rights. Minerals and mineral rights are stated at cost less accumulated depletion. The company capitalizes the cost of obtaining minerals and mineral rights. The cost of minerals (primarily coal assets) are charged against income (depletion expense) using the units-of-production method, based on estimated recoverable reserves.

The costs of mineral rights are charged against income (depletion expense) as the company recognizes royalty income from the sale of the products extracted from the quarries. Depletion rates are determined annually based on the relationship between the net carrying value of the mineral rights over the estimated remaining tons of mineral reserves.

The company evaluates its minerals and mineral rights for potential impairment whenever circumstances indicate the book basis of an asset group may not be recoverable. The company considers each of its mineral rights and coal assets to be a separate asset group based on identifiable cash flows.

PLUM CREEK TIMBER COMPANY, INC.
NOTES TO CONSOLIDATED FINANCIAL STATEMENTS (CONTINUED)

Higher and Better Use Timberlands / Real Estate Development. We estimate that included in the company's 6.6 million acres of timberlands are approximately 775,000 acres of higher value timberlands, which are expected to be sold and/or developed over the next fifteen years for recreational, conservation or residential purposes. Included within the 775,000 acres of higher value timberlands are approximately 500,000 acres we expect to sell for recreational uses, approximately 200,000 acres we expect to sell for conservation and approximately 75,000 acres that are identified as having development potential. In the meantime, all of our timberlands continue to be managed productively in our business of growing and selling timber. Some of our real estate activities, including our real estate development business, are conducted through our wholly-owned taxable REIT subsidiaries.

Costs associated with a specific real estate development project are capitalized when management estimates that it is probable that a project will be successful. Both external and internal expenditures directly associated with the specific real estate project are capitalized. The company will capitalize improvements and other development costs, including interest costs and property taxes, during the development period. General real estate development costs not related to a specific project and costs incurred before management has concluded that it is probable that a project will be successful (e.g. investigatory costs) are expensed as incurred. For real estate development projects with multiple parcels, the company determines the cost of the individual lots sold by allocating the historical cost of the land, timber, development and common construction costs on a relative sales value.

Properties developed by the company will generally be low-intensity development limited to activities associated with obtaining entitlements. Capitalized real estate development costs, including the book basis in the related timber and timberlands associated with these developments, were \$12 million and \$13 million at December 31, 2014 and 2013, respectively. Substantially all of these properties are expected to be sold beyond one year and are included in Other Assets (non-current).

The company also incurs development costs on some timberlands that are currently still managed for timber operations. These consist of larger and more complicated projects needing more invested capital. These projects have a longer timeframe and are not expected to be sold or developed in the near term. The capitalized development costs for these projects and the book basis of the related timber and timberlands were \$37 million and \$36 million at December 31, 2014 and December 31, 2013, respectively, and are included in Timber and Timberlands.

The book basis of timberlands that are considered held for sale are presented in the Consolidated Balance Sheet as Assets Held for Sale. The total book basis for assets held for sale was \$98 million at December 31, 2014 and \$92 million at December 31, 2013. Generally, timberlands that are under contract to sell or are listed for sale through an independent broker or by a taxable REIT subsidiary and are expected to be sold within the next year are considered assets held for sale. The book basis of timberlands that do not meet the held for sale criteria is included in Timber and Timberlands.

The company evaluates its real estate development projects for potential impairment whenever circumstances indicate the book basis of an asset group may not be recoverable. The company considers each of its real estate development projects to be a separate asset group based on identifiable cash flows.

Accounting for Equity Method Investments. In 2013, the company and MeadWestvaco Corporation ("MWV") formed a limited liability company ("MWV-Charleston Land Partners, LLC") for which the company made a capital contribution, in cash, of \$152 million and MWV contributed real estate development properties. The company accounts for this interest under the equity method of accounting. Earnings are recognized as Earnings from Unconsolidated Entities in the Consolidated Statements of Income. See Note 18 of the Notes to Consolidated Financial Statements.

In 2008, the company contributed 454,000 acres of timberlands located in its Southern Resources Segment to a timberland venture in exchange for a \$705 million preferred interest and a \$78 million common interest. The company accounts for these interests under the equity method of accounting. Earnings are recognized as Earnings from Unconsolidated Entities in our Consolidated Statements of Income. See Note 18 of the Notes to Consolidated Financial Statements.

PLUM CREEK TIMBER COMPANY, INC.
NOTES TO CONSOLIDATED FINANCIAL STATEMENTS (CONTINUED)

Property, Plant and Equipment. Property, plant and equipment are recorded at cost. Replacements of major units of property are capitalized, and the replaced units are retired. Replacement of minor components of property and repair and maintenance costs are charged to expense as incurred.

The company evaluates its property, plant and equipment for potential impairment whenever circumstances indicate the book basis of an asset group may not be recoverable. The company considers each of its manufacturing facilities to be a separate asset group based on identifiable cash flows.

All property, plant and equipment other than manufacturing machinery (for lumber, plywood and MDF) are depreciated using the straight-line method over the estimated useful lives of the related assets. Manufacturing machinery and equipment are depreciated on either a straight-line basis or a units-of-production basis, which approximates a straight-line basis. Useful lives are 19 years for land improvements, 20 to 45 years for buildings, and 3 to 20 years for machinery and equipment. Leasehold improvements are depreciated over the lease term or estimated useful life, whichever is shorter. The cost and related accumulated depreciation of property sold or retired are removed from the accounts and any gain or loss is recorded. Depreciation expense, excluding impairment charges, was \$21 million, \$24 million, and \$22 million for the years ended December 31, 2014, 2013, and 2012, respectively.

Grantor Trusts. The company has a grantor trust that was established for deferred compensation and deferred Plum Creek shares. See Note 12 of the Notes to Consolidated Financial Statements. Deferred compensation assets, which include money market and mutual fund investments, are classified as "trading securities" and are carried at market value. Realized gains and losses and changes in unrealized gains and losses and a corresponding amount of compensation expense are recorded in the Consolidated Statements of Income.

Plum Creek maintains another grantor trust, which the company uses to fund its non-qualified pension plan obligation. See Notes 12 and 14 of the Notes to Consolidated Financial Statements. Money market and mutual fund investments held by this trust are classified as "available for sale securities." The investments are carried at market values on the company's Consolidated Balance Sheets. Realized gains and losses are recognized in the Consolidated Statements of Income; changes in unrealized gains and losses are recorded as other comprehensive income or loss, unless an other than temporary impairment has occurred, in which case an impairment loss is recognized in the Consolidated Statements of Income.

Shipping and Handling Costs. Costs incurred for the transportation of timber and manufactured products are included in Cost of Goods Sold.

Accounting for Share-Based Compensation. All share-based payments to employees are recognized in the income statement based on their fair values. The company uses the grant date fair values (the closing market price for its common stock) to value stock awards of restricted stock units and common stock. The company also grants share-based awards that are classified and accounted for as liabilities. These awards are valued using a Monte Carlo simulation.

PLUM CREEK TIMBER COMPANY, INC.
NOTES TO CONSOLIDATED FINANCIAL STATEMENTS (CONTINUED)

Other Operating Income (Expense), net. The company will recognize gains and losses from miscellaneous asset sales, insurance recoveries, litigation settlements and other items which are reported in our Consolidated Statements of Income as Other Operating Income (Expense), net. See Note 21 of the Notes to Consolidated Financial Statements. Other Operating Income (Expense), net consists of the following for the **years ended December 31** (in millions):

	2014	2013	2012
Realized Gains from Grantor Trust Investments	\$ 2	\$ 1	\$ 1
Gain on Insurance Settlements	13	1	—
MDF Fire Impairment Loss	(2)	—	—
Loss on Early Termination of an Equipment Lease	—	(5)	—
Other	2	1	—
Total Other Operating Income (Expense), net	<u>\$ 15</u>	<u>\$ (2)</u>	<u>\$ 1</u>

Reclassifications. Certain prior year amounts have been reclassified to conform to the 2014 presentation. The reclassifications had no impact on operating income or net income.

New Accounting Pronouncements. There were no new accounting standards adopted by the company during 2014 that had a material impact on the company's financial condition, results of operations or cash flows.

NOTE 2. BUSINESS ACQUISITION

On December 6, 2013 ("the Acquisition Date"), the company acquired approximately 501,000 acres of timberlands in Alabama, Georgia, South Carolina, Virginia, and West Virginia from MeadWestvaco Corporation ("MWV") for \$869 million. Certain minerals and wind power leases associated with the timberlands were also acquired for \$65 million. The acquisition of the timberlands and related minerals and wind power leases (\$934 million) was funded by an \$860 million installment note payable and by \$74 million in cash. In addition, the company and MWV formed a limited liability company ("MWV-Charleston Land Partners, LLC") for which the company made a capital contribution, in cash, of \$152 million and MWV contributed real estate development properties with an agreed-upon value of \$531 million. The total purchase price for the MWV timberland assets, including amounts contributed to MWV-Charleston Land Partners, LLC, was \$1.1 billion, which consisted of \$226 million in cash (\$221 million cash after considering post-closing adjustments) and an installment note payable of \$860 million.

Prior to closing the acquisition, the company issued 13,915,000 shares of common stock on November 4, 2013. The net proceeds of \$607 million from the equity offering were used to pay the cash portion of the acquisition and the acquisition related transaction costs, with the balance used to repay \$376 million of outstanding debt obligations.

MWV-Charleston Land Partners, LLC ("MWV-CLP") consisted of 109,000 acres of high-value rural lands and development-quality lands near Charleston, South Carolina. The company acquired a 50% interest in 87,000 acres of high-value lands (agreed upon value of \$279 million) for which MWV-CLP will pursue an entitlement and development strategy over the next several years. In addition, the company acquired a 5% interest in approximately 22,000 acres of residential, commercial and industrial properties (agreed upon value of \$252 million) that are actively being developed in the same market. During 2014, the company's ownership interest in the 22,000 acres of residential, commercial and industrial properties decreased from 5% to 4% due to capital calls by MWV-CLP for which the company declined to participate. An affiliate of MWV has been hired to manage the operations of MWV-CLP.

The acquisition of the MWV timberlands and related assets complements the company's existing ownership in the Southern U.S. and increased the company's annual timber harvest volumes by over 2 million tons during 2014. The timberlands, which have a long history of excellent forest management, are commingled with the company's existing timberlands and are located in attractive markets where the company would like to further expand its presence. Additionally, all of the timberlands acquired are certified under the SFISM program. The equity investment in MWV-CLP

PLUM CREEK TIMBER COMPANY, INC.
NOTES TO CONSOLIDATED FINANCIAL STATEMENTS (CONTINUED)

expands the company's portfolio of high-value rural timberlands, an asset for which the company has experience maximizing values.

The company has accounted for the acquisition as a purchase business combination. Under the purchase method, the assets acquired from MWV, along with the company's equity investment in MWV-CLP, were recorded as of the Acquisition Date at their respective fair values. Plum Creek's investment in MWV-CLP is accounted for under the equity method of accounting. See Note 18 of the Notes to Consolidated Financial Statements.

The following table summarizes the assets acquired as of the acquisition date at fair value (in millions):

Assets Acquired:	Fair Value
Timber and Logging Roads	\$ 517
Timberlands	352
Minerals and Mineral Rights	57
Property, Plant and Equipment	1
Equity Method Investments	139
Intangible Assets	15
Deferred Tax Assets	4
Total Assets Acquired	\$ 1,085

Intangible Assets. The following table summarizes the purchased intangible assets subject to amortization (in millions):

Description	Fair Value	Amortization Period (in years) ^(B)
Acquired Wind Leases	\$ 10	20
Acquired Land Leases ^(A)	7	10
Fiber Supply Agreement	5	10
Total Intangible Assets Acquired	\$ 22	

^(A) The acquired land leases are associated with the acquired minerals and are included in Minerals and Mineral Rights, net on both the preceding Assets Acquired table and on the Consolidated Balance Sheets.

^(B) The amortization method for the purchased intangible assets approximates straight-line.

Acquisition Costs. The company recognized approximately \$5 million of acquisition related costs that were expensed during 2013. These costs are included within Selling, General and Administrative Expenses in the Consolidated Statements of Income.

Actual and Pro Forma Impact of the Acquisition. The amount of revenue and net income included in the company's Consolidated Statements of Income from the Acquisition Date to December 31, 2013 are as follows (in millions):

Revenue	\$ 3
Net Income	\$ —

The unaudited pro forma results presented below include the effects of the acquisition, including the share issuance and debt repayments discussed above, as if it had been consummated as of January 1, 2012. In addition to the historical revenues and expenses of the acquisition, the pro forma results include adjustments to conform the

PLUM CREEK TIMBER COMPANY, INC.
NOTES TO CONSOLIDATED FINANCIAL STATEMENTS (CONTINUED)

acquisition's timber depletion to the company's accounting method. Pro forma adjustments have been made for interest expense, including the note payable to finance the acquisition and the debt repaid following the common stock issuance. Pro forma adjustments include the elimination of substantially all of the historical income tax expense due primarily to Plum Creek's status as a REIT. Finally, pro forma adjustments have been made for mineral depletion and logging road depreciation, and for the equity earnings / (losses) that would have resulted from the company's equity method investment in MWV-CLP. No pro forma adjustments were made for timberland sales by MWV since the acres sold were not acquired by the company and were not included in the purchase price allocation. As a result, pro forma results for 2012 include revenue of \$99 million and related cost of sales of \$18 million from the sale of approximately 49,000 acres, and for 2013, pro forma results include revenue of \$87 million and related cost of sales of \$12 million from the sale of approximately 41,000 acres by MWV. The operating margin for future timberland sales from the acquisition is expected to be substantially lower than MWV's historical operating margin as a result of allocating a portion of the purchase price to timber and timberlands. The unaudited pro forma financial information has been prepared for comparative purposes only and is not necessarily indicative of either future results of operations or results that might have been achieved had the acquisition been consummated as of January 1, 2012.

	2013	2012
Pro Forma Revenue	\$ 1,491	\$ 1,513
Pro Forma Net Income	\$ 253	\$ 238

NOTE 3. EARNINGS PER SHARE

The following table sets forth the reconciliation of basic and diluted earnings per share for the **years ended December 31** (in millions, except per share amounts):

	2014	2013	2012
Net Income Available to Common Stockholders	<u>\$ 214</u>	<u>\$ 214</u>	<u>\$ 203</u>
Denominator for Basic Earnings per Share	176.7	164.6	161.5
Effect of Dilutive Securities – Stock Options	0.2	0.3	0.3
Effect of Dilutive Securities – Restricted Stock Units and Value Management Plan	0.1	0.1	0.1
Denominator for Diluted Earnings per Share – Adjusted for Dilutive Securities	<u>177.0</u>	<u>165.0</u>	<u>161.9</u>
Per Share Amounts:			
Net Income per Share - Basic	\$ 1.21	\$ 1.30	\$ 1.25
Net Income per Share - Diluted	\$ 1.21	\$ 1.30	\$ 1.25

Under the company's Stock Incentive Plan (See Note 15 of the Notes to Consolidated Financial Statements), the company grants restricted stock units, which prior to vesting, are entitled to non-forfeitable cash payments equal to dividends paid on the company's common shares. These awards are considered participating securities for purposes of computing basic and diluted earnings per share.

PLUM CREEK TIMBER COMPANY, INC.
NOTES TO CONSOLIDATED FINANCIAL STATEMENTS (CONTINUED)

Antidilutive options were excluded for certain periods from the computation of diluted earnings per share because the exercise prices of the options were greater than the average market price of the common shares. Antidilutive options were as follows for the **years ended December 31** (shares in millions):

	2014	2013	2012
Number of Options	0.1	—	0.9
Range of Exercise Prices	\$42.98 to \$43.23	N/A	\$41.55 to \$43.23
Expiration on or before	February 2018	N/A	February 2021

NOTE 4. INVENTORIES

Inventories, accounted for using the lower of average cost or market, consisted of the following (in millions):

	December 31, 2014	December 31, 2013
Raw Materials (primarily logs)	\$ 12	\$ 9
Work-In-Process	3	2
Finished Goods	31	30
	46	41
Supplies	15	14
Total	\$ 61	\$ 55

NOTE 5. TIMBER AND TIMBERLANDS

Timber and Timberlands consisted of the following (in millions):

	December 31, 2014	December 31, 2013
Timber and Logging Roads, net	\$ 2,518	\$ 2,630
Timber Deeds, net	83	95
Timberlands	1,408	1,455
Timber and Timberlands, net	\$ 4,009	\$ 4,180

Timber and Timberlands. During 2014, the company disposed of approximately 184,000 acres, of which 136,000 acres were located in the Northern Resources Segment and 48,000 acres were located in the Southern Resources Segment.

During 2013, the company acquired approximately 501,000 acres of timberlands in Alabama, Georgia, South Carolina, Virginia, and West Virginia from MeadWestvaco Corporation ("MWV") for \$869 million. This acquisition was accounted for as a business combination and is described in Note 2 of the Notes to Consolidated Financial Statements.

Also during 2013, the company acquired approximately 50,000 acres of timberlands primarily located in Georgia and Alabama for a total of \$81 million. These purchases were financed primarily from the company's line of credit and have been accounted for as asset acquisitions. Timberland dispositions during 2013 were approximately 168,000 acres, of which 66,000 acres were located in the Northern Resources Segment and 102,000 acres were located in the Southern Resources Segment.

PLUM CREEK TIMBER COMPANY, INC.
NOTES TO CONSOLIDATED FINANCIAL STATEMENTS (CONTINUED)

During the third quarter of 2013, the company's Northern Resources Segment recognized a \$4 million loss, representing the book basis of timber volume destroyed as a result of forest fires in Montana and Oregon.

Timber Deeds. The company owns two timber deeds in the Southern Resources Segment, both of which expire in 2020. The volume acquired under these timber deeds, along with future growth, is being harvested over the term of the deeds. The company reflects the purchase price of timber deeds in the Consolidated Statements of Cash Flows as outflows under Cash Provided by Operating Activities.

In March 2013, the company purchased a timber deed for \$18 million, which encompassed approximately 0.9 million tons of standing timber. In January 2012, the company purchased a timber deed for \$103 million, of which \$5 million was paid as a deposit in December 2011. The timber deed consisted of approximately 4.7 million tons of standing timber.

Impairments. The company's Real Estate Segment revenue consists of sales of higher and better use timberlands and sales of non-strategic timberlands. Occasionally, timberlands are sold at a loss. Each potential real estate sale is evaluated for a possible impairment in accordance with the accounting for long-lived assets classified as held for sale. At December 31, 2014, the book basis of real estate held for sale was \$98 million and was \$92 million as of December 31, 2013. Impairment losses are included in Cost of Goods Sold for Real Estate in our Consolidated Statements of Income.

Impairment losses recorded for the potential sale of timberlands and the associated book basis after the impairment recognition were as follows for the **years ended December 31** (in millions):

	2014 ^(A)	2013	2012
Impairment Losses	\$ 7	\$ 4	\$ —
Book Basis of Property	\$ 46	\$ 37	\$ 4

^(A) During the fourth quarter of 2014, Plum Creek's Board of Directors approved the sale of approximately 165,000 acres of timberlands in Montana and Washington with a book basis of \$122 million to The Nature Conservancy for \$131 million. The sale closed in two phases - the first phase, which consisted of approximately 48,000 acres in Washington, closed in December 2014, and the second phase, which consisted of approximately 117,000 acres in Montana, closed in January 2015. Although the overall transaction resulted in a gain, the company recognized an impairment loss of \$7 million during 2014 in connection with the Washington portion of the sale. The book basis of the Montana portion of the sale is recorded as Assets Held for Sale in the Consolidated Balance Sheets as of December 31, 2014.

The fair values of the impaired assets were primarily determined based on external appraisals and an offer received from a third party. See Note 12 of the Notes to Consolidated Financial Statements.

Multiple-Element Arrangements. As stated above, during the fourth quarter of 2014, our Board of Directors approved the sale of approximately 165,000 acres in Montana and Washington to The Nature Conservancy for a total sales price of \$131 million. This sale closed in two phases with the sale of the Washington properties closing during the fourth quarter of 2014 and the sale of the Montana properties closing in January 2015. The total sales price of \$131 million was allocated among the Montana and Washington properties based on an external appraisal.

PLUM CREEK TIMBER COMPANY, INC.
NOTES TO CONSOLIDATED FINANCIAL STATEMENTS (CONTINUED)

NOTE 6. MINERALS AND MINERAL RIGHTS

Minerals and Mineral Rights consisted of the following (in millions):

	December 31, 2014	December 31, 2013
Minerals, net	\$ 55	\$ 60
Mineral Rights, net	\$ 234	\$ 238
Minerals and Mineral Rights, net	<u>\$ 289</u>	<u>\$ 298</u>

Minerals. In connection with the timberland acquisition from MeadWestvaco Corporation on December 6, 2013 (see Note 2 of the Notes to Consolidated Financial Statements), the company acquired certain proven and probable coal reserves along with related surface lease intangibles (see below). The coal reserves had an estimated acquisition date fair value of \$50 million, and the surface leases had an estimated acquisition date fair value of \$7 million. Depletion expense associated with the minerals owned by the company was approximately \$1 million for each of the years ended December 31, 2014 and 2013.

Mineral Rights. Acquired Mineral Rights and surface lease intangibles, all of which are finite-lived, consisted of the following (in millions):

	2014			2013		
	Gross Carrying Amount	Accumulated Amortization	Net Carrying Amount	Gross Carrying Amount	Accumulated Amortization	Net Carrying Amount
Mineral Rights - South Carolina ^(A)	\$ 76	\$ (2)	\$ 74	\$ 76	\$ —	\$ 76
Mineral Rights - Georgia ^(B)	156	(5)	151	156	(1)	155
Surface Leases ^(C)	10	(1)	9	7	—	7
Total Mineral Rights	<u>\$ 242</u>	<u>\$ (8)</u>	<u>\$ 234</u>	<u>\$ 239</u>	<u>\$ (1)</u>	<u>\$ 238</u>

(A) Relates to mineral rights in approximately 144 million tons of aggregate reserves at four quarries in South Carolina in which the company is entitled to an overriding royalty in connection with the gross proceeds from the sale of crushed stone from the quarries. Our mineral rights expire in 2052.

(B) In September 2013, the company acquired mineral rights in approximately 255 million tons of aggregate reserves at four quarries in Georgia for approximately \$156 million. The company is entitled to an overriding royalty in connection with the gross proceeds from the sale of crushed stone from these quarries. Our mineral rights expire in 2051.

(C) In connection with the timberland acquisition from MeadWestvaco Corporation on December 6, 2013, the company acquired certain proven and probable coal reserves (see above) along with the related surface leases. These surface lease intangibles had an estimated acquisition date fair value of \$7 million and are being amortized over ten years. The value of the surface leases is included in Mineral Rights, net.

During 2014, upon finalization of the valuation, the company adjusted its purchase price allocation and reclassified \$3 million from the acquired coal reserves to the surface leases. This reclassification was within Minerals and Mineral Rights, net on the Consolidated Balance Sheets. See Note 2 of the Notes to Consolidated Financial Statements.

PLUM CREEK TIMBER COMPANY, INC.
 NOTES TO CONSOLIDATED FINANCIAL STATEMENTS (CONTINUED)

The company's overriding royalty percentage associated with the 255 million tons of aggregate reserves and 144 million tons of aggregate reserves declines after five years and declines further after ten years. The company treats each year under the royalty arrangement as a separate unit of account. Based on projected sales volume over the term of the arrangement, the company estimates a weighted-average overriding royalty percentage. The company recognizes revenue based on the weighted-average overriding royalty percentage and records deferred revenue for overriding royalties received in excess of the weighted-average percentage.

Depletion and amortization expense associated with the above acquired mineral rights and surface lease intangibles was \$6 million and \$1 million for the years ending December 31, 2014 and 2013, respectively. The following summarizes the estimated future depletion and amortization expense related to acquired intangibles held **at December 31, 2014** (in millions):

Year	Depletion and Amortization Expense
2015	\$ 7
2016	7
2017	7
2018	7
2019	7
Thereafter	199
Total	\$ 234

PLUM CREEK TIMBER COMPANY, INC.
NOTES TO CONSOLIDATED FINANCIAL STATEMENTS (CONTINUED)

NOTE 7. INTANGIBLE ASSETS

Intangible Assets, all of which are finite-lived, consisted of the following (in millions):

	2014			2013		
	Gross Carrying Amount	Accumulated Amortization	Net Carrying Amount	Gross Carrying Amount	Accumulated Amortization	Net Carrying Amount
Wind Power Leases	\$ 10	\$ (1)	\$ 9	\$ 10	\$ —	\$ 10
Fiber Supply Agreement	5	—	5	5	—	5
Total	\$ 15	\$ (1)	\$ 14	\$ 15	\$ —	\$ 15

Wind Power Leases. In connection with the timberland acquisition from MeadWestvaco Corporation on December 6, 2013 (see Note 2 of the Notes to Consolidated Financial Statements), the company acquired certain wind power leases. The wind power leases had an acquisition date fair value of \$10 million. The value of the wind power leases is expected to be amortized on a straight-line basis over the twenty year term of the agreements.

Fiber Supply Agreement. Also, in connection with the timberland acquisition from MeadWestvaco Corporation in 2013, the company acquired a fiber supply agreement. The fiber supply agreement had an acquisition date fair value of \$5 million. The value of the fiber supply agreement is expected to be amortized on a straight-line basis over the ten year term of the agreement.

Amortization expense associated with the above intangible assets was \$1 million and \$0 for the years ending December 31, 2014 and 2013, respectively. The following summarizes the estimated future amortization expense related to intangible assets held at **December 31, 2014** (in millions):

Year	Amortization Expense
2015	\$ 1
2016	1
2017	1
2018	1
2019	1
Thereafter	9
Total	\$ 14

See also Note 6 of the Notes to Consolidated Financial Statements.

PLUM CREEK TIMBER COMPANY, INC.
NOTES TO CONSOLIDATED FINANCIAL STATEMENTS (CONTINUED)

NOTE 8. PROPERTY, PLANT AND EQUIPMENT

Property, Plant and Equipment consisted of the following (in millions):

	December 31, 2014	December 31, 2013
Land, Buildings and Improvements	\$ 97	\$ 91
Machinery and Equipment	331	323
	428	414
Accumulated Depreciation	(308)	(296)
Property, Plant and Equipment, net	\$ 120	\$ 118

NOTE 9. INCOME TAXES

Plum Creek has elected to be taxed as a REIT under sections 856-860 of the United States Internal Revenue Code. A REIT generally does not pay corporate-level income tax if it distributes 100% of its taxable income to shareholders and satisfies other organizational and operational requirements as set forth in the Internal Revenue Code. If a company fails to qualify as a REIT in any taxable year, it will be subject to federal income taxes at regular corporate rates (including any applicable alternative minimum tax) and may not be able to qualify as a REIT for four subsequent taxable years.

Plum Creek operates as a REIT through various wholly-owned subsidiaries and a joint venture partnership. The activities of the operating partnerships and joint venture partnership consist primarily of sales of standing timber under pay-as-cut sales contracts. The book basis of the REIT's assets and liabilities exceeds its tax basis by approximately \$1.8 billion at December 31, 2014.

Plum Creek conducts certain activities through various wholly-owned taxable REIT subsidiaries, which are subject to corporate-level income tax. These activities include the company's manufacturing operations, the harvesting and sale of logs, the development and/or sale of some of the company's higher value timberlands, timber and wood fiber procurement services, coal leases, and the company's investment in real estate development ventures (see Note 18 of the Notes to Consolidated Financial Statements). Plum Creek's taxable REIT subsidiaries file a consolidated federal income tax return.

The company recognizes interest and penalties, if incurred, related to income taxes in the Provision for Income Taxes in the Consolidated Statements of Income. During the years ended December 31, 2014, 2013, and 2012, amounts for interest and penalties included in the tax provision were insignificant. At December 31, 2014, and December 31, 2013, the company had no accrued interest or penalties related to income taxes.

PLUM CREEK TIMBER COMPANY, INC.
NOTES TO CONSOLIDATED FINANCIAL STATEMENTS (CONTINUED)

The provision (benefit) for income taxes consists of the following for the **years ended December 31** (in millions):

	2014	2013	2012
Current Income Taxes:			
Federal	\$ 3	\$ —	\$ —
State	1	—	—
Deferred Income Taxes:			
Federal	4	(1)	(3)
State	(2)	—	—
Benefit from Operating Loss Carryforward	—	(1)	(1)
Change to Valuation Allowance	2	1	1
Provision (Benefit) for Income Taxes on Income from Continuing Operations	<u>\$ 8</u>	<u>\$ (1)</u>	<u>\$ (3)</u>

The provision (benefit) for income taxes is reconciled as follows to the federal statutory rate for the **years ended December 31** (in millions):

	2014	2013	2012
Provision for Income Taxes on Income from Continuing Operations Computed at the Federal Statutory Tax Rate of 35%	\$ 78	\$ 75	\$ 70
REIT Income not Subject to Federal Tax	(58)	(69)	(66)
Change to Valuation Allowance	2	1	1
State Income Tax Expense (Benefit), net of Federal Benefit	(1)	(1)	(1)
Permanent Book-Tax Differences	(13)	(7)	(7)
Provision (Benefit) for Income Taxes on Income from Continuing Operations	<u>\$ 8</u>	<u>\$ (1)</u>	<u>\$ (3)</u>

The federal statutory income tax rate is 35%. The income generated by the activities of the REIT is generally not subject to federal income tax. The permanent book-tax differences consist primarily of differences in cost basis for certain properties contributed (sold for tax purposes) to the taxable REIT subsidiaries that were subsequently sold, in which the tax basis exceeded the book basis.

Total income tax provision (benefit) was allocated as follows for the **years ended December 31** (in millions):

	2014	2013	2012
Income from Continuing Operations	\$ 8	\$ (1)	\$ (3)
Other Comprehensive Income	(7)	7	1
Additional Paid-In Capital (Share-Based Compensation)	—	(1)	—
Total Income Tax Provision (Benefit)	<u>\$ 1</u>	<u>\$ 5</u>	<u>\$ (2)</u>

PLUM CREEK TIMBER COMPANY, INC.
NOTES TO CONSOLIDATED FINANCIAL STATEMENTS (CONTINUED)

Deferred income taxes are provided for the temporary differences between the financial reporting basis and tax basis for the assets and liabilities of the taxable REIT subsidiaries. The components of deferred income tax assets and liabilities are as follows at **December 31** (in millions):

	2014	2013
Deferred Income Tax Assets:		
Net Operating Loss Carryforwards	\$ 12	\$ 13
Accrued Compensation	8	9
Accrued Pension Benefits	16	9
Timber and Timberlands	15	13
Accrued Workers' Compensation Benefits	3	4
Other Accruals and Reserves	6	7
Valuation Allowance	(12)	(10)
	<u>48</u>	<u>45</u>
Deferred Income Tax Liabilities:		
Machinery and Equipment	(19)	(19)
	<u>(19)</u>	<u>(19)</u>
Deferred Income Tax Asset, net	<u>\$ 29</u>	<u>\$ 26</u>

The company has state net operating loss carryforwards for its taxable REIT subsidiaries of \$261 million at December 31, 2014, which includes a portion of net operating loss carryforwards related to the REIT (i.e. Plum Creek). REIT net operating losses are generated to the extent the deduction for dividends paid exceeds Plum Creek's taxable income. In certain states, the company files a combined tax return for the REIT and the taxable REIT subsidiaries (a unitary return) and, therefore, may be able to utilize a portion of the REIT's net operating losses. The company's total state net operating loss carryforward deferred income tax asset is \$12 million at December 31, 2014. The state net operating loss carryforwards will begin to expire in 2015.

At December 31, 2014, the company had a valuation allowance of \$12 million to reflect the estimated amount of deferred tax assets that may not be realized. The valuation allowance is related to certain state net operating loss carryforwards and other associated deferred tax assets that we do not believe it is more likely than not will be realized in future periods. The determination of the realization of deferred tax assets is based upon management's judgment of various future events and uncertainties, including the timing, nature and amount of future taxable income earned by certain wholly-owned subsidiaries. A valuation allowance is recognized if management believes it is more likely than not that some portion, or all, of the deferred tax asset will not be realized. The company has recorded gross deferred tax assets of \$65 million (net of a \$12 million valuation allowance) and \$61 million (net of a \$10 million valuation allowance) as of December 31, 2014 and December 31, 2013, respectively. Management believes that due to the reversal of various taxable temporary differences and/or the planned execution of prudent and feasible tax planning strategies, sufficient taxable income can be generated to utilize the company's remaining deferred tax assets for which a valuation allowance was determined to be unnecessary.

The net deferred income tax asset is classified on our Consolidated Balance Sheets as follows at **December 31** (in millions):

	2014	2013
Current Deferred Income Tax Asset	\$ 6	\$ 9
Non Current Deferred Income Tax Asset	23	17
Deferred Income Tax Asset, net	<u>\$ 29</u>	<u>\$ 26</u>

PLUM CREEK TIMBER COMPANY, INC.
NOTES TO CONSOLIDATED FINANCIAL STATEMENTS (CONTINUED)

As of December 31, 2014 and December 31, 2013, we did not have any liabilities for unrecognized tax benefits. Except as described below, we believe the statute of limitations for tax assessments has expired for all tax years prior to 2010. We continue to monitor the progress of ongoing income tax controversies. We do not currently believe there is a reasonable possibility of recording a liability for unrecognized tax benefits within the next twelve months.

Prior to 2011, Plum Creek was generally subject to corporate-level tax (built-in gains tax) when the company made a taxable disposition of certain properties acquired in a 2001 merger. The built-in gains tax applied to gains recognized from such asset sales to the extent that the fair value of the property exceeded its tax basis at the merger date. Built-in gains tax was generally not payable on dispositions of property to the extent the proceeds from such dispositions were reinvested in qualifying like-kind replacement property.

The company's 2008 federal income tax return is currently being audited by the Internal Revenue Service ("IRS"). The IRS has proposed an adjustment to the company's U.S. federal income tax treatment of the Timberland Venture formation transaction, which occurred on October 1, 2008, on the basis that the transfer of the timberlands to Southern Diversified Timber, LLC was a taxable transaction to the company at the time of the transfer rather than a nontaxable capital contribution to the Timberland Venture. The company has filed a protest with IRS Appeals.

If the IRS's position is upheld on administrative or judicial appeal, it could result in a maximum built-in gains tax liability of approximately \$100 million. In addition, the company could be required to accelerate the distribution to its stockholders of up to \$600 million of gain from the transaction. The company expects that as much as 80% of any such distribution could be made with the company's common stock, and stockholders would be subject to tax on the distribution at the applicable capital gains tax rate. The company would also be required to pay interest, which could be substantial, and, if applicable, penalties.

We believe the transfer of the timberlands was a nontaxable contribution to the Timberland Venture and not a taxable transaction. We have not accrued income taxes for financial reporting purposes with respect to this matter. We are confident in our position and believe that the proposed re-characterization of the Timberland Venture formation transaction by the IRS will ultimately be unsuccessful. We intend to vigorously contest this re-characterization.

NOTE 10. REIT DISCLOSURES

Plum Creek has elected to be taxed as a REIT under sections 856-860 of the United States Internal Revenue Code. For the years 2014, 2013 and 2012, Plum Creek elected to designate all distributions as long-term capital gain dividends. As of and for the years ended December 31, 2014, 2013, and 2012, Plum Creek has distributed all of its taxable income. The company has no undistributed capital gain or ordinary income as of December 31, 2014.

The table below summarizes the historical tax character of distributions to Plum Creek shareholders for the **years ended December 31** (amounts per share):

	2014	2013	2012
Capital Gain Dividend	\$ 1.76	\$ 1.74	\$ 1.68
Non-Taxable Return of Capital	—	—	—
Total Distributions	<u>\$ 1.76</u>	<u>\$ 1.74</u>	<u>\$ 1.68</u>

PLUM CREEK TIMBER COMPANY, INC.
NOTES TO CONSOLIDATED FINANCIAL STATEMENTS (CONTINUED)

NOTE 11. BORROWINGS

All of our borrowings, except the Note Payable to Timberland Venture, are made by Plum Creek Timberlands, L.P., the company's wholly-owned operating partnership ("the Partnership"). Furthermore, all of the outstanding indebtedness of the Partnership is unsecured. Outstanding borrowings consist of the following (in millions):

	December 31, 2014	December 31, 2013
Line of Credit maturing 2019, 1.34% at 12/31/14, based on LIBOR plus 1.25%	\$ 95	\$ 467
Term Credit Agreement due 2019, 1.67% at 12/31/14, based on LIBOR plus 1.50%.	225	225
Senior Notes due 2015, 5.875% less unamortized discount of \$0.8 at 12/31/14, effective rate of 6.11%	439	438
Senior Notes due 2021, 4.70% less unamortized discount of \$0.2 at 12/31/14, effective rate of 4.71%	568	568
Senior Notes due 2023, 3.25% less unamortized discount of \$2.2 at 12/31/14, effective rate of 3.34%	323	323
Installment Note Payable due 2023, 5.207%	860	860
Note Payable to Timberland Venture due 2018, 7.375%	783	783
Total Long-Term Debt	<u>3,293</u>	<u>3,664</u>
Less: Current Portion of Long-Term Debt	439	—
Less: Line of Credit	95	467
Long-Term Portion	<u>\$ 2,759</u>	<u>\$ 3,197</u>

Line of Credit. The company has a \$700 million revolving line of credit agreement that matures on January 15, 2019. The weighted-average interest rate for the borrowings on the line of credit was 1.34% and 1.37% as of December 31, 2014 and December 31, 2013, respectively. The interest rate on the line of credit is currently LIBOR plus 1.25%, including the facility fee. This rate can range from LIBOR plus 1% to LIBOR plus 2% depending on our debt ratings. Subject to customary covenants, the line of credit allows for borrowings from time to time up to \$700 million, including up to \$60 million of standby letters of credit. Borrowings on the line of credit fluctuate daily based on cash needs. As of December 31, 2014, we had \$95 million of borrowings and \$2 million of standby letters of credit outstanding; \$603 million remained available for borrowing under our line of credit. As of January 2, 2015, all of the borrowings under our line of credit were repaid. The line of credit has been classified as a current liability in our Consolidated Balance Sheet as of December 31, 2014 because the company used its cash as of December 31, 2014 to repay the amount outstanding.

Term Credit Agreement. The company has a \$225 million term credit agreement that matures on April 3, 2019. The interest rate on the term credit agreement was 1.67% and 1.66% as of December 31, 2014 and 2013, respectively. The interest rate on the term credit agreement is based on LIBOR plus 1.50%. After giving effect to patronage distributions, the effective net interest rate on the term loan was approximately 1% as of both December 31, 2014 and 2013. See "Patronage" below. The term loan agreement is subject to covenants that are substantially the same as those of our revolving line of credit. The term credit agreement allows for prepayment of the borrowings at any time prior to the maturity date without premium or penalty.

Senior Notes. The company has outstanding Senior Notes with various maturities and fixed interest rates. During 2013, the company repaid all of its privately placed borrowings with various lenders ("Private Debt"). See "Debt Principal Payments" below for a discussion of these repayments.

As of December 31, 2014, the company had publicly issued and outstanding approximately \$1.3 billion aggregate principal amount of Senior Notes ("Public Debt"). The Public Debt is issued by the Partnership and is fully and unconditionally guaranteed by Plum Creek Timber Company, Inc. This amount includes \$439 million of 5.875% Public

PLUM CREEK TIMBER COMPANY, INC.
NOTES TO CONSOLIDATED FINANCIAL STATEMENTS (CONTINUED)

Debt which matures in 2015, \$569 million of 4.70% Public Debt which matures in 2021 and \$325 million of 3.25% Public Debt which matures in 2023.

The Senior Notes are redeemable prior to maturity; however, they are subject to a premium on redemption, which is based upon interest rates of U.S. Treasury securities having similar average maturities. The premium that would have been due upon early retirement approximated \$114 million at December 31, 2014 and \$117 million at December 31, 2013.

Plum Creek Timber Company, Inc. and the Partnership have filed a shelf registration statement with the Securities and Exchange Commission. Under the shelf registration statement, Plum Creek Timber Company, Inc., from time to time, may offer and sell any combination of preferred stock, common stock, depository shares, warrants and guarantees, and the Partnership may from time to time, offer and sell debt securities. The company intends to maintain a shelf registration statement with respect to such securities.

Installment Note Payable. The company has an \$860 million installment note payable to MWV Community Development and Land Management, LLC ("MWV CDLM") which was issued in connection with the acquisition of certain timberland assets (see Note 2 of the Notes to Consolidated Financial Statements). Following the acquisition, MWV CDLM pledged the installment note to certain banks in the farm credit system. The annual interest rate on the installment note is fixed at 5.207%. After giving effect to patronage distributions, the company's effective net interest rate on the installment note was approximately 4.5% as of both December 31, 2014 and December 31, 2013. See "Patronage" below.

During the ten-year term of the note, interest is paid semi-annually with the principal due upon maturity. The installment note matures on December 6, 2023, but may be extended at the request of the holder if the company at the time of the request intends to refinance all or a portion of the installment note for a term of five years or more. The installment note is generally not redeemable prior to maturity except in certain limited circumstances and could be subject to a premium on redemption. The installment note is subject to covenants similar to those of our revolving line of credit and term credit agreement.

Note Payable to Timberland Venture. The company has a \$783 million note payable to a timberland venture (a related party). The annual interest rate on the note payable is fixed at 7.375%. During the ten-year term of the note, interest is paid quarterly with the principal due upon maturity. The note matures on October 1, 2018 but may be extended until October 1, 2020 at the election of Plum Creek. The note is not redeemable prior to maturity. The note is structurally subordinated to all other indebtedness of the company at December 31, 2014. See Note 18 of the Notes to Consolidated Financial Statements.

Patronage. The company receives patronage refunds under the term credit agreement and the installment note payable. Patronage refunds are distributions of profits from banks in the farm credit system, which are cooperatives that are required to distribute profits to their members. Patronage distributions, which are made in either cash or stock, are received in the year after they were earned. The company earned approximately \$8 million of patronage during 2014. The company earned approximately \$3 million of patronage during 2013. Patronage refunds are recorded as a reduction to interest expense in the year earned.

Debt Principal Payments. The table below summarizes the debt principal payments made for the **years ended December 31** (in millions):

	2014	2013
Public Debt	\$ —	\$ 24
Private Debt	—	260
Term Credit Agreement	—	225
Total	<u>\$ —</u>	<u>\$ 509</u>

PLUM CREEK TIMBER COMPANY, INC.
 NOTES TO CONSOLIDATED FINANCIAL STATEMENTS (CONTINUED)

During 2013, the company prepaid approximately \$10 million of principal of Private Debt, \$24 million of principal of Public Debt and \$225 million of principal of the term credit agreement. These prepayments resulted in a \$4 million loss. The \$4 million loss is classified as Loss on Extinguishment of Debt in the Consolidated Statements of Income.

Debt Maturities. The aggregate maturities on all debt agreements are as follows as of **December 31, 2014** (in millions):

Maturity	Debt Agreements	Note Payable to Timberland Venture	Total
2015	\$ 439	\$ —	\$ 439
2016	—	—	—
2017	—	—	—
2018	—	783	783
2019	320	—	320
Thereafter	1,754	—	1,754
Total	\$ 2,513	\$ 783	\$ 3,296

Debt Covenants. The company's debt agreements contain various restrictive covenants, including requiring that we maintain certain interest coverage and maximum leverage ratios. The company's term loan, revolving line of credit and installment note payable each contain a covenant restricting our ability to make any restricted payments, which includes dividend payments, if we are in default under our debt agreements. The company was in compliance with all of its borrowing agreement covenants as of December 31, 2014.

PLUM CREEK TIMBER COMPANY, INC.
NOTES TO CONSOLIDATED FINANCIAL STATEMENTS (CONTINUED)

NOTE 12. FAIR VALUE MEASUREMENTS

Assets and Liabilities Measured at Fair Value on a Recurring Basis. The company's fair value measurements of its cash equivalents, available-for-sale securities, and trading securities, measured on a recurring basis, are categorized as Level 1 measurements under the fair value hierarchy in the Accounting Standards Codification. A Level 1 valuation is based on quoted prices in active markets at the measurement date for identical unrestricted assets or liabilities. Summarized below are the Level 1 assets reported in the company's financial statements at fair value, measured on a recurring basis (in millions):

	Balance at December 31, 2014	Fair Value Measurements at Reporting Date Using Quoted Prices in Active Markets of Identical Assets (Level 1 Measurements)
Cash Equivalents ^(A)	\$ 90	\$ 90
Available-for-Sale Securities ^(B)	43	43
Trading Securities ^(B)	5	5
Total	<u>\$ 138</u>	<u>\$ 138</u>

	Balance at December 31, 2013	Fair Value Measurements at Reporting Date Using Quoted Prices in Active Markets of Identical Assets (Level 1 Measurements)
Cash Equivalents ^(A)	\$ 428	\$ 428
Available-for-Sale Securities ^(B)	40	40
Trading Securities ^(B)	5	5
Total	<u>\$ 473</u>	<u>\$ 473</u>

(A) Consists of several money market funds and is included in the \$92 million and \$433 million of Cash and Cash Equivalents in the Consolidated Balance Sheets at December 31, 2014 and December 31, 2013, respectively.

(B) Consists of several mutual funds and is included in Investment in Grantor Trusts in the Consolidated Balance Sheets at December 31, 2014 and December 31, 2013. At December 31, 2014, investments in these mutual funds were approximately 45% in domestic (U.S.) equities, 25% in international equities and 30% in debt securities.

Available-for-Sale Securities. Certain investments in the grantor trusts relate to the company's non-qualified pension plans and are classified as available-for-sale securities. The company has invested in various money market, debt and equity mutual funds and plans to use these investments to fund its non-qualified pension obligations. Unrealized holding gains and losses are included as a component of accumulated other comprehensive income. The company records changes in unrealized holding gains and losses in Other Comprehensive Income, unless an other than temporary impairment has occurred, which is then charged to expense. Changes in the fair value of available-for-sale securities were not material to the company's financial position or results of operations for the years ended December 31, 2014 and December 31, 2013. As of December 31, 2014 and 2013, the amortized cost of the available-for-sale securities was approximately \$31 million and \$28 million, respectively. See Note 13 of the Notes to Consolidated Financial Statements.

Trading Securities. Certain investments in the grantor trusts relate to the company's deferred compensation plans and are classified as trading securities. Deferred compensation amounts are invested in various money market, debt and equity mutual funds. The company plans to use these investments to fund deferred compensation obligations. Realized gains and losses and changes in unrealized gains and losses (and a corresponding amount of compensation expense) are recognized in the company's Consolidated Statements of Income. Deferred compensation obligations

PLUM CREEK TIMBER COMPANY, INC.
NOTES TO CONSOLIDATED FINANCIAL STATEMENTS (CONTINUED)

are included in Other Liabilities and were \$5 million at both December 31, 2014 and 2013. Changes in the fair value of trading securities were not material to the company's financial position or results of operations for the years ended December 31, 2014 and December 31, 2013.

Other Instruments. Summarized below are the carrying amount and fair value of the company's debt (estimated using the discounted cash flow method) along with the categorization under the fair value hierarchy in the Accounting Standards Codification (in millions):

	Carrying Amount at December 31, 2014	Fair Value at December 31, 2014			Total
		Quoted Prices In Active Markets for Identical Assets (Level 1)	Significant Observable Inputs (Level 2)	Significant Unobservable Inputs (Level 3)	
Public Debt ^(A)	\$ 1,330	\$ —	\$ 1,398	\$ —	\$ 1,398
Term Credit Agreement ^(B)	225	—	225	—	225
Line of Credit ^(C)	95	—	95	—	95
Installment Note Payable ^(D)	860	—	906	—	906
Note Payable to Timberland Venture ^(E)	783	—	—	892	892
Total Debt	\$ 3,293	\$ —	\$ 2,624	\$ 892	\$ 3,516

	Carrying Amount at December 31, 2013	Fair Value at December 31, 2013			Total
		Quoted Prices In Active Markets for Identical Assets (Level 1)	Significant Observable Inputs (Level 2)	Significant Unobservable Inputs (Level 3)	
Public Debt ^(A)	\$ 1,329	\$ —	\$ 1,361	\$ —	\$ 1,361
Term Credit Agreement ^(B)	225	—	225	—	225
Line of Credit ^(C)	467	—	467	—	467
Installment Note Payable ^(D)	860	—	845	—	845
Note Payable to Timberland Venture ^(E)	783	—	—	916	916
Total Debt	\$ 3,664	\$ —	\$ 2,898	\$ 916	\$ 3,814

(A) Fair value of the company's Public Debt (publicly issued Senior Notes) is estimated using multiple market quotes for the company's public bonds.

(B) Fair value is estimated by adjusting the spread over LIBOR to a current market quote for comparable debt.

(C) Fair value is estimated by adjusting the spread over LIBOR to a current market quote for comparable credit lines.

(D) Fair value is estimated by adjusting the spread over the applicable Treasury rate to a current market quote for comparable debt.

(E) Fair value is estimated by using market quotes for the company's Public Debt adjusted by an estimated risk premium for holding company debt and the different maturity.

PLUM CREEK TIMBER COMPANY, INC.
NOTES TO CONSOLIDATED FINANCIAL STATEMENTS (CONTINUED)

Assets and Liabilities Measured at Fair Value on a Nonrecurring Basis. The company's fair value measurements of its assets and liabilities, measured on a nonrecurring basis, are categorized as Level 3 measurements under the fair value hierarchy in the Accounting Standards Codification. A Level 3 valuation is based on unobservable inputs that are supported by little or no market activity and that are significant to the fair value of the assets or liabilities. Summarized below are the Level 3 assets reported in the company's financial statements at fair value, measured on a nonrecurring basis, during the **years ended December 31** (in millions):

	2014	Fair Value Measurements Using Significant Unobservable Inputs (Level 3 Measurements)	Net Gain (Loss)
Timberlands Held for Sale ^(A)	\$46	\$46	\$(7)
Total			\$(7)

	2013	Fair Value Measurements Using Significant Unobservable Inputs (Level 3 Measurements)	Net Gain (Loss)
Timberlands Held for Sale ^(B)	\$37	\$37	\$(4)
Total			\$(4)

(A) During 2014, timberlands held for sale with a carrying value totaling \$53 million were written down to their fair value (net of estimated selling costs) of \$46 million, resulting in a loss of \$7 million, which was included in earnings for the year ended December 31, 2014. These timberlands were sold in December 2014. See Note 5 of the Notes to Consolidated Financial Statements. The fair value for the property was based on an external appraisal. The external appraisal was derived using comparable sales.

(B) During 2013, timberlands held for sale for three different properties with a carrying value totaling \$41 million were written down to their fair value (net of estimated selling costs) of \$37 million, resulting in a loss of \$4 million, which was included in earnings for the year ended December 31, 2013. The fair value for two of the properties was based on external appraisals which were derived from a combination of comparable sales and discounted future cash flows. The discounted future cash flows were based on estimated future timber prices and operating expenses. The fair value for the remaining property was based on an offer received by the company from a third party.

NOTE 13. STOCKHOLDERS' EQUITY

At December 31, 2014, Plum Creek had the following authorized capital of which 175.9 million shares of common stock were issued and outstanding:

- 300,634,566 shares of common stock, par value \$.01 per share;
- 150,000,001 shares of excess stock, par value \$.01 per share; and
- 75,000,000 shares of preferred stock, par value \$.01 per share.

On November 4, 2013, the company completed an equity offering, resulting in the issuance of 13.9 million additional shares of common stock for net proceeds of \$607 million. The proceeds from the equity offering were used to pay the cash portion of the timberland acquisition from MeadWestvaco Corporation and the acquisition related transaction fees, with the balance used to pay down approximately \$376 million of the company's outstanding debt. See Note 2 of the Notes to Consolidated Financial Statements.

PLUM CREEK TIMBER COMPANY, INC.
NOTES TO CONSOLIDATED FINANCIAL STATEMENTS (CONTINUED)

The Board of Directors, from time to time, has authorized a share repurchase program. The table below summarizes the share repurchases pursuant to this program for the **year ended December 31**:

	2014
Shares of Common Stock (in millions)	1.2
Total Cost of Shares (in millions)	\$ 50
Average Cost per Share	\$ 40.21

There were no share repurchases pursuant to the Board of Directors authorized share repurchase program in 2013 or 2012. At December 31, 2014, \$125 million is available for share repurchases under the current Board of Directors authorization.

Comprehensive Income

Comprehensive income includes net income, actuarial gains and losses associated with our defined benefit pension plans, unrealized gains and losses on available-for-sale securities and a gain for the effective portion of a derivative transaction designated as a cash flow hedge. Comprehensive income was as follows for the **years ended December 31** (in millions):

	Pretax Amount	Tax Expense (Benefit)	After-Tax Amount
December 31, 2012			
Net Income			\$ 203
Unrealized Holding Gains (Losses)	\$ 2	\$ —	2
Defined Benefit Plans:			
Actuarial Gain (Loss)	(2)	—	(2)
Reclassification to Net Income	4	1	3
Total Comprehensive Income			<u>\$ 206</u>
December 31, 2013			
Net Income			\$ 214
Unrealized Holding Gains (Losses)	\$ 5	\$ —	5
Defined Benefit Plans:			
Actuarial Gain (Loss)	25	6	19
Reclassification to Net Income	5	1	4
Derivative Gain (Loss) on Cash Flow Hedge	5	—	5
Total Comprehensive Income			<u>\$ 247</u>
December 31, 2014			
Net Income			\$ 214
Unrealized Holding Gains (Losses)	\$ 1	\$ —	1
Defined Benefit Plans:			
Actuarial Gain (Loss)	(34)	(7)	(27)
Reclassification to Net Income	2	—	2
Derivative Instruments:			
Amortization of Gain Reclassified to Interest Expense	—	—	—
Total Comprehensive Income			<u>\$ 190</u>

PLUM CREEK TIMBER COMPANY, INC.
NOTES TO CONSOLIDATED FINANCIAL STATEMENTS (CONTINUED)

The components of accumulated other comprehensive income, net of tax, were as follows at **December 31** (in millions):

	Net Unrealized Holding Gain (Loss)	Defined Benefit Plan Actuarial Net Loss	Gain on Cash Flow Hedge	Total
December 31, 2012	\$ 8	\$ (40)	\$ —	\$ (32)
Other Comprehensive Income (Loss) before Reclassifications	5	19	5	29
Amounts Reclassified from Accumulated Other Comprehensive Income (Loss) ^(A)	—	4	—	4
December 31, 2013	\$ 13	\$ (17)	\$ 5	\$ 1
Other Comprehensive Income (Loss) before Reclassifications	1	(27)	—	(26)
Amounts Reclassified from Accumulated Other Comprehensive Income (Loss) ^(A)	—	2	—	2
December 31, 2014	\$ 14	\$ (42)	\$ 5	\$ (23)

(A) Amortization of actuarial gains and losses on the company's defined benefit pension plans is included in the computation of pension cost. See Note 14 of the Notes to Consolidated Financial Statements.

Cash Flow Hedge. On December 6, 2013, the company issued an \$860 million installment note to MWV Community Development and Land Management, LLC ("MWV CDLM") in connection with the acquisition of certain timberland assets (see Notes 2 and 11 of the Notes to Consolidated Financial Statements). To hedge against interest rate risk, the company entered into several forward treasury lock transactions following the announcement of the acquisition on October 28, 2013. These transactions, which were executed prior to issuance of the installment note, are accounted for as cash flow hedges. These transactions settled on December 6, 2013, the date the installment note was issued, and the company received proceeds of \$5 million that are reflected in Other Operating Activities on the Consolidated Statements of Cash Flows. The company recorded a gain of \$5 million, the effective portion of the hedge, in Other Comprehensive Income. This gain is being amortized as a reduction to interest expense on the installment note over its term of ten years. The company is not a party to any other derivative arrangements.

NOTE 14. EMPLOYEE PENSION AND RETIREMENT PLANS

Pension Plan—General. The company provides defined benefit pension plans that cover substantially all employees of the company. Most of the company's salaried and all hourly employees who complete one year of service in which they work at least 1,000 hours are eligible to participate in the plan. Participants vest after three years of service. The cash balance benefits for salaried employees are determined based primarily on certain percentages of compensation, age, years of service and interest accrued based on the 30-year Treasury bond rate. Participants who were employees of the company on September 1, 2000, earn benefits based on the greater of the cash balance formula or a monthly pension benefit that is principally based on the highest monthly average earnings during any consecutive sixty-month out of 120-month period and the number of years of service credit. The benefits to hourly employees are generally based on a fixed amount per year of service.

The company maintains a qualified defined benefit pension plan and two non-qualified defined benefit pension plans. Assets related to the non-qualified plans are held in a grantor trust and are subject to the claims of creditors in the event of bankruptcy. As a result, pension assets for the non-qualified plans are not considered plan assets, and therefore, have not been netted against our pension liability. Pension assets for the non-qualified plans are included in "Investment in Grantor Trusts" and the related pension liability is included in "Other Current Liabilities" and "Other Liabilities" in our Consolidated Balance Sheets.

PLUM CREEK TIMBER COMPANY, INC.
NOTES TO CONSOLIDATED FINANCIAL STATEMENTS (CONTINUED)

Funded Status. The following table provides a reconciliation of benefit obligations, plan assets, and funded status of the plans for the years ended December 31 (in millions):

	2014	2013
Change in Benefit Obligation		
Benefit Obligation at Beginning of Period	\$ 178	\$ 181
Service Cost	7	7
Interest Cost	8	8
Actuarial (Gain) Loss	32	(12)
Benefits Paid	(7)	(6)
Benefit Obligation at End of Period	<u>\$ 218</u>	<u>\$ 178</u>
Change in Plan Assets		
Fair Value of Plan Assets at Beginning of Period	\$ 144	\$ 128
Actual Return on Plan Assets	7	22
Employer Contributions	10	—
Benefits Paid	(7)	(6)
Fair Value of Plan Assets at End of Period	<u>154</u>	<u>144</u>
Funded Status—December 31	<u>\$ (64)</u>	<u>\$ (34)</u>
Amounts Recognized in the Consolidated Balance Sheet		
Other Assets	\$ —	\$ 10
Other Current Liabilities	(5)	(5)
Other Liabilities	(59)	(39)
Total	<u>\$ (64)</u>	<u>\$ (34)</u>

Note: The Benefit Obligation reflects both the qualified and non-qualified plans while the Plan Assets reflects only the qualified plan. The actuarial loss reflected in the change in benefit obligation for 2014 is due primarily to a change in the interest rate assumptions (decreased discount rates) for measuring our pension liabilities as of December 31, 2014, and to a lesser extent, a change in our mortality assumptions (plan participants are living longer). The actuarial gain reflected in the change in benefit obligation for 2013 is due primarily to a change in the interest rate assumptions (increased discount rates) for measuring our pension liabilities as of December 31, 2013.

The following table sets forth the benefit obligation, accumulated benefit obligation, plan assets, and assets held in the grantor trust for the qualified and non-qualified pension plans as of December 31 (in millions):

	Qualified Pension Plan		Non-Qualified Pension Plans	
	2014	2013	2014	2013
Projected Benefit Obligation	\$ 164	\$ 134	\$ 54	\$ 44
Accumulated Benefit Obligation	154	126	45	36
Plan Assets	154	144	N/A	N/A
Assets Held in the Grantor Trust	N/A	N/A	43	40

Pension contributions are significantly impacted by investment returns and changes in interest rates. It is generally the company's policy to fund the qualified plan annually such that the fair value of plan assets equals or exceeds the actuarially computed accumulated benefit obligation (the approximate actuarially computed current pension obligation if the plan was discontinued) over a market cycle (generally 3 to 5 years). During 2014, the company contributed \$9 million to the qualified pension plan and contributed \$1 million to its grantor trust associated with the non-qualified plans. During 2013, the company did not make any contributions to the qualified pension plan or to its grantor trust associated with the non-qualified plans. Based on current interest rates and expected returns, the company expects

PLUM CREEK TIMBER COMPANY, INC.
NOTES TO CONSOLIDATED FINANCIAL STATEMENTS (CONTINUED)

2015 contributions to the qualified pension plan to range between \$4 million and \$8 million. During 2015, the company expects to contribute between \$1 million and \$4 million to its grantor trust associated with the non-qualified plans.

Pension Cost and Assumptions. The components of pension cost recognized in net income are as follows for the years ended December 31 (in millions):

	2014	2013	2012
Service Cost	\$ 7	\$ 7	\$ 6
Interest Cost	8	8	8
Expected Return on Plan Assets	(9)	(9)	(7)
Recognized Actuarial Loss	2	5	4
Total Pension Cost	<u>\$ 8</u>	<u>\$ 11</u>	<u>\$ 11</u>

The components of pension cost recognized in comprehensive income are as follows for the years ended December 31 (in millions):

	2014	2013	2012
Net Actuarial Loss (Gain)	\$ 34	\$ (25)	\$ 2
Amortization of Net Actuarial Loss	(2)	(5)	(4)
Total (Gain) Loss Recognized in Other Comprehensive Income	<u>\$ 32</u>	<u>\$ (30)</u>	<u>\$ (2)</u>
Combined Pension Cost Recognized in Comprehensive Income	<u>\$ 40</u>	<u>\$ (19)</u>	<u>\$ 9</u>

Amounts included in accumulated other comprehensive income are as follows as of December 31 (in millions):

	2014	2013
Net Loss	\$ 54	\$ 22
Deferred Tax Benefit	\$ (13)	\$ (6)

During 2015, the company expects \$4 million of the \$54 million net actuarial loss to be included as a component of our total pension cost.

The qualified pension plan allows terminated employees to elect to receive pension benefits either as a lump-sum distribution or as annuity payments. The non-qualified plans only provide for lump-sum distributions. Management estimates that approximately half of the qualified plan participants will elect a lump-sum payment upon termination. Therefore, approximately 50% of the benefit obligation for the qualified plan is discounted based on high quality corporate bond yields while approximately 50% of the qualified plan and 100% of the non-qualified plans are discounted based on yields on 30-year U.S. Treasury bonds. Weighted-average assumptions used to determine benefit obligation are as follows:

	December 31, 2014	December 31, 2013
Discount Rates		
Annuity Distributions	4.15%	5.05%
Lump-Sum Distributions	3.04%	3.80%
Rate of Compensation Increase	3.45%	3.45%

PLUM CREEK TIMBER COMPANY, INC.
NOTES TO CONSOLIDATED FINANCIAL STATEMENTS (CONTINUED)

Weighted-average assumptions used to determine net periodic benefit cost for the **years ended December 31**:

	2014	2013	2012
Discount Rate	5.05%	4.35%	4.95%
Expected Long-Term Return on Plan Assets	7.25%	7.25%	7.50%
Rate of Compensation Increase	3.45%	3.45%	3.45%

To develop the expected long-term rate of return on plan assets assumption, the company considered the current level of expected returns on risk-free investments (primarily government bonds), the historical level of the risk premium associated with the other asset classes in which the portfolio is invested and the expectations for future returns on each asset class. The expected return for each asset class was then weighted based on the target asset allocation to develop the expected long-term rate of return on plan assets assumption for the portfolio. This resulted in the selection of the 7.25% assumption as of January 1, 2014 and as of January 1, 2013.

The market related value of plan assets for the qualified plan is a calculated value that spreads unexpected investment returns over three years. The market-related value of assets held in a grantor trust for the non-qualified plans is fair market value. The market-related values are used to determine the amount of net actuarial loss/gain which is recognized as a component of pension cost. There has been no change in the method for determining the market-related value of assets since the prior valuation.

The benefit obligation and net periodic pension cost are impacted by assumptions for plan participants' life expectancies. In determining the benefit obligation at December 31, 2014, the company updated its mortality assumptions to reflect increased life expectancies. The updated mortality assumptions did not impact the 2014 net periodic pension cost and will not significantly impact future net periodic pension costs.

Investment Policies and Strategies. Investment allocation decisions are made to achieve maximum returns at a reasonable risk for the company's pension assets over a full market cycle and are made without regard to future pension obligations. At December 31, 2014, target allocations for the various asset classes are as follows:

Large Capitalization Domestic Equities	32%
Small and Mid-Size Capitalization Domestic Equities	7%
International Equities	26%
Fixed Income	35%

The company currently uses actively managed funds and index funds, utilizing seven fund managers, to capture favorable returns in various asset classes and to diversify risk. All asset classes are invested in a diversified portfolio and fund managers are expected to be well diversified with respect to company, industry and economic sectors. Equity investments consist primarily of common stocks, common stock equivalents and preferred stock. Fixed income investments consist primarily of investments in U.S. treasuries, agencies of the U.S. Government, corporations, municipalities, banks, foreign bonds and other financial institutions. Pension assets are analyzed at least quarterly and rebalanced as needed to maintain the target allocations.

Over a full market cycle, the investment goals (net of related fees) for the company's various asset classes are as follows:

- Large Cap. Domestic Equities—For actively managed funds performance should exceed the applicable benchmark (e.g., Russell 1000 Growth or Russell 1000 Value Indexes) by 0.50% per annum, while index funds should match the performance of the applicable benchmark (e.g. S&P 500 Index).
- Small and Mid. Cap. Domestic Equities—For index funds performance should match the applicable benchmark (e.g. Russell 2000 Index).
- International Equities—For actively managed funds performance should exceed the applicable benchmark (e.g. MSCI EAFE Index) by 1.00% per annum, while index funds should match the performance of the applicable benchmark (e.g. MSCI Emerging Markets Index).

PLUM CREEK TIMBER COMPANY, INC.
NOTES TO CONSOLIDATED FINANCIAL STATEMENTS (CONTINUED)

- Fixed Income Securities—Fund performance should exceed the applicable benchmark (e.g., Barclays Capital Aggregate Bond, Barclays Capital High Yield, or Barclays Capital U.S. Credit Indexes) by 0.25% per annum.

Fair Value of Pension Plan Assets. The fair values of each major class of plan assets were as follows as of December 31, 2014 (in millions):

	Quoted Prices In Active Markets for Identical Assets (Level 1)	Significant Observable Inputs (Level 2)	Total
Money Market Funds	\$ 1	\$ —	\$ 1
Mutual Funds invested in:			
Large Cap. Domestic Equity Securities	16	—	16
Small and Mid. Cap. Domestic Equity Securities	11	—	11
International Equity Securities	40	—	40
Fixed Income Securities	8	—	8
Collective Trust Funds invested in:			
Large Cap. Domestic Equity Securities	—	34	34
Fixed Income Securities	—	8	8
Limited Partnership Interest invested in:			
Fixed Income Securities	—	36	36
Total Investments Measured at Fair Value	<u>\$ 76</u>	<u>\$ 78</u>	<u>\$ 154</u>

The fair values of each major class of plan assets were as follows as of December 31, 2013 (in millions):

	Quoted Prices In Active Markets for Identical Assets (Level 1)	Significant Observable Inputs (Level 2)	Total
Money Market Funds	\$ —	\$ —	\$ —
Mutual Funds invested in:			
Large Cap. Domestic Equity Securities	16	—	16
Small and Mid. Cap. Domestic Equity Securities	11	—	11
International Equity Securities	38	—	38
Fixed Income Securities	40	—	40
Collective Trust Funds invested in:			
Large Cap. Domestic Equity Securities	—	32	32
Fixed Income Securities	—	7	7
Total Investments Measured at Fair Value	<u>\$ 105</u>	<u>\$ 39</u>	<u>\$ 144</u>

The valuation techniques and inputs used to measure fair value for each major class of plan assets were as follows (there have been no changes in these techniques and inputs during the year ended December 31, 2014):

- The fair value of mutual funds is derived from quoted market prices in active markets at the measurement date.
- The fair value of the underlying assets of the collective trust funds and limited partnership interest is determined using the net asset values. The net asset values are based on the fair value of the underlying assets, minus their liabilities, and then divided by the number of units outstanding at the valuation date. The unit price is based primarily on observable market data of the fund's underlying assets.

PLUM CREEK TIMBER COMPANY, INC.
NOTES TO CONSOLIDATED FINANCIAL STATEMENTS (CONTINUED)

Projected Benefit Payments. The following table presents expected future benefit payments projected based on the same assumptions used by the company to measure the benefit obligation and estimate future employee service (in millions):

Year	Projected Benefit Payments
2015	\$ 17
2016	18
2017	27
2018	15
2019	16
2020 through 2024	78

Thrift and Profit Sharing Plan. The company sponsors an employee thrift and profit sharing plan under Section 401 (k) of the Internal Revenue Code. This plan covers substantially all full-time employees. The company matches employee contributions of up to six percent of compensation at rates ranging from 35% to 100%, depending upon financial performance.

The employer match was 100% for 2014, 2013 and 2012. Amounts charged to expense relating to the company's thrift and profit sharing plan were \$5 million in 2014 and \$4 million in 2013 and 2012.

NOTE 15. SHARE-BASED COMPENSATION PLANS

Plum Creek has a stockholder approved Stock Incentive Plan ("the Plan") that provides for the award of shares of the company's stock including, but not limited to, common stock awards, restricted stock units and value management awards. Under the Plan, there are 6.1 million shares of common stock reserved and eligible for issuance. At December 31, 2014, 0.6 million shares of the 6.1 million reserved shares have been used and, therefore, 5.5 million shares remain available for future grants of common stock awards and restricted stock units or payments of vested value management awards. The number of shares to be issued in connection with value management awards is not determined until the end of their respective performance periods. New shares are issued for payment under the Plan for awards that pay out in shares or where the participant can elect payment in shares.

Value Management Awards. Value management awards provide incentive compensation to participants that is contingent upon the company's performance over a three-year period measured separately against the performance of peer groups consisting of forest products companies, the S&P 500 Index and the MSCI U.S. REIT Index over the same period.

Value management awards are earned in whole or in part based on a sliding scale. No award is earned if the company's total shareholder return is below the 25th percentile of the peer group. The full value management award is earned if the company's total shareholder return is above the 85th percentile. The value of an award between the 25th percentile and the 85th percentile is based on a sliding scale between 0% and 200% of the face value. A unit has a face value of \$100, which equates performance to the 55th percentile.

Amounts earned, if any, are paid in the quarter immediately following the end of the three-year performance period. Unless otherwise specified by the participant, each payment will be paid in cash, except that any officer not in compliance with the company's stock ownership guidelines is required to receive up to half of the payment value in the company's common stock. To be entitled to the payment, a participant must be employed by the company on the last day of the performance period.

PLUM CREEK TIMBER COMPANY, INC.
NOTES TO CONSOLIDATED FINANCIAL STATEMENTS (CONTINUED)

Value management awards activity was as follows for the year ended December 31, 2014:

	Units
Nonvested, January 1, 2014	256,133
Granted	145,080
Vested	(123,080)
Forfeited	(6,975)
Nonvested, December 31, 2014	271,158

Presented below is a summary of outstanding value management awards and related fair values, unrecognized compensation expense and maximum value as of **December 31, 2014** (dollars in millions):

Performance Period	Outstanding Units	Fair Value ^(A)	Unrecognized Compensation Expense	Maximum Award Value ^(B)
2012 to 2014	120,280	\$ 0.3	\$ —	\$ 24.1
2013 to 2015	129,203	\$ 2.5	\$ 0.8	\$ 25.8
2014 to 2016	141,955	\$ 6.3	\$ 4.0	\$ 28.4

^(A) The estimated fair value includes unrecognized compensation expense.

^(B) Maximum award value is based on a unit value of \$200.

Presented below is a summary of earned and paid (primarily in cash) value management awards for the following three-year performance periods:

Performance Period	Payout Value per Unit	Total Payout (millions)	Payment Date
2012 to 2014	\$ 3	\$ 0.3	1st Quarter 2015
2011 to 2013	\$ 35	\$ 2.7	1st Quarter 2014
2010 to 2012	\$ 0	\$ 0.0	Not Earned
2009 to 2011	\$ 0	\$ 0.0	Not Earned

Grants of value management awards are classified and accounted for as liabilities. As a result, the expense recognized over the performance period for value management awards will equal the fair value (i.e., cash value) of an award as of the last day of the performance period multiplied by the number of awards that are earned. The quarterly expense is recognized during the performance period based on the fair value of value management awards as of the end of the most recent quarter. Prior to the end of the performance period, compensation costs for value management awards are based on the awards' most recent quarterly fair values and the number of months of service rendered during the performance period.

Fair values for value management awards are computed based on our historical relative total shareholder return compared to the peer group from the beginning of the performance period to the end of the most recent quarter, and our simulated relative total shareholder return through the end of the performance period. The simulated total shareholder return of the company and the peer group is computed using a Monte Carlo simulation. The key assumptions used in the simulation of the company's and the peer group's total shareholder return are volatility, beta (the measure of how Plum Creek's stock moves relative to the market as a whole) and risk-free interest rate.

Restricted Stock Units. Under the Plan, restricted stock units may be awarded to certain directors, officers and employees of the company. The recipients of restricted stock units generally have the right to receive a cash amount equal to any dividends paid on the company's common stock during the restriction period and upon vesting, the right

PLUM CREEK TIMBER COMPANY, INC.
NOTES TO CONSOLIDATED FINANCIAL STATEMENTS (CONTINUED)

to receive an equal number of shares of the company's common stock. Restricted stock units generally vest over a four-year period at a rate of 25% per year. If employment is terminated prior to vesting, all unvested restricted stock units are forfeited. The weighted-average grant date fair value of restricted stock units granted for the years ended December 31, 2014, 2013 and 2012 was \$42.04, \$47.93 and \$39.00, respectively. The fair value of restricted stock units is based on the closing price of the company's common stock on the date of grant.

Restricted stock unit activity was as follows for the year ended December 31, 2014:

	Units	Weighted-Average Grant Date Fair Value
Nonvested, January 1, 2014	366,133	\$ 43.35
Granted	228,765	\$ 42.04
Vested	(133,236)	\$ 41.71
Forfeited	(48,090)	\$ 42.12
Nonvested, December 31, 2014	<u>413,572</u>	<u>\$ 43.30</u>

The total fair value of restricted stock units that vested during the years ended December 31, 2014, 2013 and 2012 was approximately \$6 million, \$5 million and \$4 million, respectively.

Awards of Common Stock. Under the Plan, common stock of the company may be awarded to directors, officers and employees of the company. The common stock is granted without restriction or vesting provisions. During 2014, 24,053 shares of common stock were granted/issued. The weighted-average grant date fair value of common stock awards granted for the years ended December 31, 2014, 2013 and 2012 was \$42.14, \$48.47 and \$38.93, respectively. The fair value of common stock awards is based on the closing price of Plum Creek's common stock on the date of grant. The total fair value of common stock awards that were issued during 2014, 2013 and 2012 was \$1 million, \$1 million and \$0.7 million, respectively.

Stock Options. Under the Plan, non-qualified stock options may be granted to directors, officers and employees of the company. Each stock option granted allows the recipient the right to purchase the company's common stock at the fair market value of the company's common stock on the date of grant. Generally, the stock options have a ten-year term and vest over a four-year period at a rate of 25% per year. Under the Plan, the exercise price of an option may not be reduced. No stock options have been awarded since 2011.

Presented below is a summary of Plum Creek's stock option Plan activity for the year ended December 31, 2014:

	Shares Subject to Options	Weighted-Average Exercise Price	Weighted-Average Remaining Contractual Life (Years)	Aggregate Intrinsic Value (Millions)
Outstanding, January 1, 2014	1,928,961	\$ 38.47		
Granted	—	—		
Exercised/Surrendered	(70,425)	35.54		
Cancelled/Forfeited	(12,238)	36.36		
Outstanding, December 31, 2014	<u>1,846,298</u>	<u>\$ 38.59</u>	<u>4.0</u>	<u>\$ 8</u>
Vested or Expected to Vest, December 31, 2014	<u>1,846,298</u>	<u>\$ 38.59</u>	<u>4.0</u>	<u>\$ 8</u>
Exercisable, December 31, 2014	<u>1,713,696</u>	<u>\$ 38.37</u>	<u>4.0</u>	<u>\$ 8</u>

PLUM CREEK TIMBER COMPANY, INC.
NOTES TO CONSOLIDATED FINANCIAL STATEMENTS (CONTINUED)

The table below presents stock activity related to stock options exercised during the **years ended December 31** (in millions):

	2014	2013	2012
Proceeds from Stock Options Exercised	\$ 3	\$ 37	\$ 18
Intrinsic Value of Stock Options Exercised	\$ 1	\$ 12	\$ 6
Tax Benefit Related to Stock Options Exercised	\$ —	\$ 2	\$ 1

Accounting for Share-Based Compensation. Share-based employee compensation cost is recognized based on fair value (see “Accounting for Share-Based Compensation” in Note 1 of the Notes to Consolidated Financial Statements). Stock options and most restricted stock units vest 25% per year over a four-year vesting period. Compensation cost related to these awards is recognized using the straight-line method over the four-year vesting period. The table below presents total compensation expense and recognized tax benefits for all share-based compensation plans (including both awards paid in stock and cash) for the **years ended December 31** (in millions):

	2014	2013	2012
Share-based Compensation Expense	\$ 6	\$ 13	\$ 13
Recognized Tax Benefits	\$ 1	\$ 2	\$ 2

At December 31, 2014, there was \$16 million of total unrecognized compensation cost related to nonvested share-based compensation arrangements granted under the Plan. That cost is expected to be recognized over a weighted-average period of approximately two years.

PLUM CREEK TIMBER COMPANY, INC.
NOTES TO CONSOLIDATED FINANCIAL STATEMENTS (CONTINUED)

NOTE 16. DETAIL OF CERTAIN BALANCE SHEET ACCOUNTS

Certain balance sheet accounts consisted of the following (in millions):

	December 31, 2014	December 31, 2013
Other Current Assets		
Prepaid Expenses	\$ 8	\$ 7
Taxes Receivable	4	3
Notes Receivable	—	3
Deposits	2	2
Real Estate Development Properties	1	—
	<u>\$ 15</u>	<u>\$ 15</u>
Other Non-Current Assets		
Real Estate Development Properties	\$ 12	\$ 13
Unamortized Debt Issue Costs	7	8
Deposits	8	8
Qualified Pension Asset	—	10
Intangible Assets	14	15
Other	4	—
	<u>\$ 45</u>	<u>\$ 54</u>
Other Current Liabilities		
Long-Term Incentive Compensation	\$ —	\$ 3
Accrued Pension Liability	5	5
Workers' Compensation	1	1
Other	4	1
	<u>\$ 10</u>	<u>\$ 10</u>
Other Non-Current Liabilities		
Timber Obligations	\$ 5	\$ 5
Deferred Compensation	5	5
Long-Term Incentive Compensation	4	8
Accrued Pension Liability	59	39
Deferred Revenue	12	7
Workers' Compensation	7	9
Other	8	5
	<u>\$ 100</u>	<u>\$ 78</u>

PLUM CREEK TIMBER COMPANY, INC.
NOTES TO CONSOLIDATED FINANCIAL STATEMENTS (CONTINUED)

NOTE 17. COMMITMENTS AND CONTINGENCIES

Contingencies. The company is subject to regulations regarding forest, harvest and manufacturing practices and is, from time to time, involved in various legal proceedings, including, but not limited to, environmental and regulatory matters, incidental to its business. Reserves have been established for any probable losses. Except as discussed elsewhere, management does not believe that these matters, individually or in the aggregate, are material. However, it is possible that one or more of these matters could become material in the future, and an unfavorable outcome in one or more of these matters could have a material negative financial impact on the company. See also Note 9 of the Notes to Consolidated Financial Statements for a discussion of a tax proceeding involving the company and its consolidated subsidiaries.

MDF Fire Loss and Related Insurance Recoveries. During 2014, the company incurred a fire loss at its Medium Density Fiberboard ("MDF") facility. The estimated net book value of the MDF building and equipment damaged by the fire was \$2 million.

The company carries property insurance which is expected to reimburse the company for costs incurred to rebuild the damaged building and equipment along with any related lost earnings (i.e. business interruption insurance). During 2014, the company recorded a gain related to insurance recoveries of \$13 million. Insurance recoveries received were \$10 million for the costs incurred during 2014 to rebuild or replace the damaged building and equipment and \$3 million for business interruption costs. Substantially all of the costs incurred to rebuild or replace the damaged building and equipment were capitalized during 2014. The \$2 million fire loss and related \$13 million insurance recoveries resulted in a net \$11 million gain and is included in operating income for the Manufacturing Segment and in Other Operating Income (Expense), net in the Consolidated Statements of Income.

During 2015, the company expects to recognize additional insurance recoveries of approximately \$2 million related primarily to additional costs to restore the damaged building and equipment. Insurance proceeds related to reimbursed costs to restore the damaged property are reported when received under investing activities and insurance proceeds associated with lost earnings are reported under operating activities in the Consolidated Statements of Cash Flows.

Contractual Obligations. The company has contracted to source logs and supply fiber with customers under long-term agreements at prevailing market rates. The agreements expire beginning in 2015 through 2038, with the majority having various renewal options by either party. These renewal options are for periods ranging from two years to fifteen additional years.

Lease Commitments. The company leases buildings and equipment under non-cancelable operating lease agreements. Operating lease expense was \$4 million in both 2014 and 2013 and \$3 million in 2012. Additionally, the company has timber obligations related to certain timberlands where the company acquired title to standing timber at the inception of the leases. The following summarizes the future minimum operating lease payments and obligations in connection with leasing timberlands at **December 31, 2014** (in millions):

	Operating Leases	Timber Obligations
2015	\$ 4	\$ 1
2016	4	—
2017	4	—
2018	4	—
2019	3	—
Thereafter	12	4
Total	<u>\$ 31</u>	<u>\$ 5</u>

PLUM CREEK TIMBER COMPANY, INC.
NOTES TO CONSOLIDATED FINANCIAL STATEMENTS (CONTINUED)

NOTE 18. EQUITY METHOD INVESTMENTS

Real Estate Development Ventures. On December 6, 2013, in connection with the MeadWestvaco timberland acquisition (see Note 2 of the Notes to Consolidated Financial Statements) the company and MeadWestvaco Corporation ("MWV") formed a limited liability company (MWV-Charleston Land Partners, LLC or "MWV-CLP"). Plum Creek contributed cash to MWV-CLP and MWV contributed real estate development properties, which consisted of both residential and commercial properties currently under development ("Class A Properties") and high-value development lands ("Class B Properties"). Plum Creek contributed \$12 million in exchange for a 5% interest in Class A Properties and \$140 million in exchange for a 50% interest in Class B Properties. MWV contributed 22,000 acres of Class A Properties with an agreed upon value of \$252 million in exchange for a 95% interest in Class A Properties and 87,000 acres of Class B Properties with an agreed upon value of \$279 million in exchange for a 50% interest in Class B Properties. During 2014, the company's ownership interest in the Class A Properties decreased from 5% to 4% due to capital calls by MWV-CLP for which the company declined to participate.

An affiliate of MWV has been hired to manage the day-to-day operations of MWV-CLP. Oversight of the Class A Properties is governed by a board of directors consisting of four members of which Plum Creek has one board member. Oversight of the Class B Properties is governed by a board of directors consisting of six members of which Plum Creek has three board members. The company uses the equity method of accounting for both its Class A and Class B interests.

The total purchase price for the MeadWestvaco timberlands and related assets was \$1.1 billion of which \$139 million was allocated to our equity method investments in MWV-CLP. Our share of the book value of MWV-CLP's net assets as of the acquisition date was approximately \$52 million. This basis difference of \$87 million will be amortized (i.e., additional expense) into equity earnings (loss) in future periods as the real estate properties are sold and/or as the timber on these properties is harvested.

Timberland Venture. In 2008, the company contributed 454,000 acres of timberlands located in its Southern Resources Segment to Southern Diversified Timber, LLC ("the Timberland Venture") in exchange for a \$705 million preferred interest and a 9% common interest valued at \$78 million. The Timberland Venture's other member, an affiliate of The Campbell Group LLC, contributed \$783 million of cash in exchange for 91% of the Timberland Venture's common interest. Following the contribution, the company borrowed \$783 million from the Timberland Venture ("Note Payable to Timberland Venture").

The preferred interest is entitled to a cumulative preferred return equal to 7.875% per annum (approximately \$56 million). No distributions can be made on the common interests until all current period and prior period preferred returns have been paid. Preferred return distributions are payable on March 15th and September 15th each year.

The annual interest rate on the Note Payable to Timberland Venture is fixed at 7.375%, resulting in annual interest expense of approximately \$58 million. During the 10-year term of the note, interest is paid quarterly with the principal due upon maturity.

The activities of the Timberland Venture consist primarily of the ownership of timberlands and entering into cutting contracts with an affiliate of The Campbell Group for the sale and harvesting of timber. An affiliate of The Campbell Group is the manager of the Timberland Venture. The manager and the other member control the day-to-day operating decisions of the Timberland Venture. Plum Creek retains certain protective rights that require its consent before the Timberland Venture can take certain actions. For example, without Plum Creek's consent and subject to certain exceptions, the Timberland Venture generally cannot sell properties, incur indebtedness, file for bankruptcy or enter into contracts with affiliates which are not arm's length.

No gain was recognized in connection with the contribution of the timberlands to the venture in 2008. The book basis in the contributed timberlands was \$174 million, and the company capitalized costs of \$9 million in connection with the transfer. The Timberland Venture recorded the contributed timberlands at fair value, or \$783 million. The difference between the beginning book basis in the venture (\$174 million) and the company's share of the equity in the net assets

PLUM CREEK TIMBER COMPANY, INC.
NOTES TO CONSOLIDATED FINANCIAL STATEMENTS (CONTINUED)

of the venture (\$783 million) was allocated between standing timber (\$289 million) and land (\$320 million). In addition to the allocation of earnings to our common and preferred interests, the basis difference associated with standing timber is amortized into equity earnings based on the timber harvested during the period compared to the timber expected to be harvested over one timber rotation (approximately 27 years). The basis difference associated with land is recognized in equity earnings in the period in which timberlands are sold by the venture based on a per acre rate. Since the inception of the Timberland Venture through December 31, 2014, the company has recognized \$49 million in equity earnings related to the amortization of the basis difference.

Both our preferred and common interests are accounted for based on the equity method of accounting. Equity earnings of the Timberland Venture are first allocated to our preferred interest to the extent of our preferred return with any excess earnings allocated among the common interests based on ownership percentage (i.e., 9% to our common interest). All of the equity earnings will be allocated to our preferred interest in years in which our preferred return equals or exceeds the earnings of the Timberland Venture. To the extent of any shortfall in equity earnings (cumulative preferred return in excess of allocated equity earnings), future years' earnings will be allocated to our preferred interest when the earnings of the Timberland Venture exceed our preferred return. At December 31, 2014, the cumulative shortfall in allocated equity earnings is \$28 million. In addition to equity earnings associated with our common and preferred interests, equity earnings include the amortization of the difference between the book basis of our investment in the Timberland Venture and our share of the Timberland Venture's net assets. Equity earnings for the Timberland Venture consist of the following for the **years ended December 31** (in millions):

	2014	2013	2012
Preferred Interest	\$ 54	\$ 53	\$ 51
Common Interest	—	—	—
Amortization of Basis Difference	9	10	8
Total Equity Earnings from Timberland Venture	<u>\$ 63</u>	<u>\$ 63</u>	<u>\$ 59</u>

Distributions from the Timberland Venture consist of the following for the **years ended December 31** (in millions):

	2014	2013	2012
Preferred Interest	\$ 56	\$ 55	\$ 56
Common Interest	1	1	—
Total Distributions from Timberland Venture	<u>\$ 57</u>	<u>\$ 56</u>	<u>\$ 56</u>

As of December 31, 2014 and December 31, 2013, the undistributed earnings from the Timberland Venture were \$33 million and \$27 million, respectively.

The Timberland Venture can only be liquidated with the consent of both members. However, upon the nine year anniversary of the Timberland Venture, Plum Creek has the right for a six-month period to cause the Timberland Venture to redeem the other member's interest. The other Timberland Venture member has a similar redemption right after the seven year anniversary (October 1, 2015 to March 31, 2016). Upon liquidation or redemption, the members' interests (i.e. capital accounts) will be adjusted to reflect the fair value of the Timberland Venture's net assets. The adjustment would first be allocated to our preferred interest if there exists an accumulated shortfall in net income attributable to our preferred interest but only to the extent that the fair value of the net assets of the Timberland Venture exceed book basis.

For the years ended December 31, 2014, 2013 and 2012, the Timberland Venture was considered a Significant Subsidiary in accordance with the financial reporting requirements of the Securities and Exchange Commission. Accordingly, the audited financial statements of the Timberland Venture are attached as an exhibit to the company's 2014 Form 10-K filing.

PLUM CREEK TIMBER COMPANY, INC.
NOTES TO CONSOLIDATED FINANCIAL STATEMENTS (CONTINUED)

NOTE 19. VARIABLE INTEREST ENTITIES

Real Estate Development Ventures. The MWV-Charleston Land Partners, LLC ("MWV-CLP") (see Note 18 of the Notes to Consolidated Financial Statements) is a variable interest entity. The primary activities of MWV-CLP are the active development of residential and commercial real estate on approximately 22,000 acres ("Class A Properties") and the identification, entitlement, marketing, and selling of approximately 71,000 acres of high-value rural and development-quality lands ("Class B Properties"). MWV-CLP is managed by an affiliate of MeadWestvaco Corporation ("MWV"). MWV-CLP is financed by regular capital calls from the manager of MWV-CLP in proportion to a member's ownership interest. If a member does not make a capital contribution, the member's ownership interest is diluted. The company has committed to contribute capital of at least \$39 million over the next six years in connection with its interest in Class B Properties. The company has not provided any financing for MWV-CLP other than its initial capital contribution of \$152 million in 2013 and its ongoing capital calls under the LLC agreement. Capital contributions of \$9 million were made during 2014. The company does not intend to provide any other sources of financing for MWV-CLP.

The company is not the primary beneficiary of MWV-CLP. The company considers the activities that most significantly impact the economic performance of MWV-CLP to be the day-to-day operating decisions along with the oversight responsibilities for the real estate development projects and properties. MWV has the power to direct the activities of MWV-CLP that most significantly impact its economic performance through its ability to manage the day-to-day operations of MWV-CLP. MWV also has the ability to control all management decisions associated with the 22,000 acres of Class A Properties through its majority representation on the board of directors for the Class A Properties and its joint control of the Class B Properties due to its equal representation on the board of directors for the Class B Properties.

The carrying amount of our investment in MWV-CLP is \$126 million at December 31, 2014 and \$139 million at December 31, 2013 and is reported in the Consolidated Balance Sheets as Equity Investment in Real Estate Development Ventures. Our maximum exposure to loss is \$126 million, our carrying amount of our investment, plus any future capital contributions we elect to contribute to MWV-CLP. At a minimum, the company has agreed to make capital contributions in connection with its interest in Class B Properties of \$39 million over the next six years. The company has a 50% ownership interest in the Class B Properties; and therefore, is entitled to 50% of the earnings or losses associated with these properties. Additionally, the company has a 4% ownership interest in the Class A Properties in which it is generally entitled to 4% of the earnings or losses associated with these properties.

Timberland Venture. The Timberland Venture (see Note 18 of the Notes to Consolidated Financial Statements) is a variable interest entity. The primary operating activities of the Timberland Venture consist of owning timberlands and entering into cutting contracts with an affiliate of the other member. Besides quarterly interest payments on the Note Payable to Timberland Venture, the company has not provided financing or other support to the venture. The venture generates sufficient cash from operating activities to finance its operations.

We are not the primary beneficiary of the Timberland Venture. The company does not manage the day-to-day operations of the Timberland Venture, has only limited protective rights and its involvement is generally limited to receiving distributions on its preferred and common interests. We are not the primary beneficiary because we do not direct the activities that most significantly impact the Timberland Venture's economic performance. We believe that the activities that most significantly impact the Timberland Venture's economic performance include managing the timberlands along with the timing and extent of the harvesting activities, neither of which we control.

The carrying amount of the investment is \$217 million at December 31, 2014 and \$211 million at December 31, 2013, and it is reported in the Consolidated Balance Sheets as Equity Investment in Timberland Venture. Our maximum exposure to loss is \$217 million, the carrying amount of the investment. Generally, losses are first allocated among the common interests based on positive capital accounts in which we hold a 9% common interest. No losses are allocated to our preferred interest (\$705 million) until the common interests have absorbed losses of approximately \$861 million.

PLUM CREEK TIMBER COMPANY, INC.
NOTES TO CONSOLIDATED FINANCIAL STATEMENTS (CONTINUED)

NOTE 20. RELATED PARTY TRANSACTIONS

The company has a common and preferred interest in Southern Diversified Timber, LLC (“the Timberland Venture”), which is accounted for under the equity method of accounting. See Note 18 of the Notes to Consolidated Financial Statements.

Equity earnings and distributions from the Timberland Venture were as follows for the **years ended December 31** (in millions):

	2014	2013	2012
Equity Earnings	\$ 63	\$ 63	\$ 59
Distributions	57	56	56

In 2008, the company borrowed \$783 million from the Timberland Venture for a 10-year term at a fixed annual interest rate of 7.375%. The related party obligation is included in the Consolidated Balance Sheets as Note Payable to Timberland Venture. Interest expensed and paid with respect to the Note Payable to Timberland Venture were as follows for the **years ended December 31** (in millions):

	2014	2013	2012
Interest Expense	\$ 58	\$ 58	\$ 58
Interest Payments	58	58	58

As a result, the company had accrued interest payable for the Note Payable to Timberland Venture of the following **at December 31** (in millions):

	2014	2013
Interest Payable (to related party)	\$ 7	\$ 7

PLUM CREEK TIMBER COMPANY, INC.
NOTES TO CONSOLIDATED FINANCIAL STATEMENTS (CONTINUED)

NOTE 21. SEGMENT INFORMATION

The company is organized into seven operating segments based on the nature of the business activities of each component. Each operating segment has a separate management team. The measurement of operating segment results is generally consistent with the presentation of the Consolidated Statements of Income. Intersegment Revenues are recorded at market prices, which are determined at least quarterly, and are eliminated in the consolidated results. Several operating segments have sales outside of the U.S. (see Export Revenues), but the company does not hold any long-lived foreign assets. The company's reportable segments are: (1) Northern Resources, (2) Southern Resources, (3) Real Estate, (4) Manufacturing, (5) Energy and Natural Resources, and (6) Other. The Other Segment is composed of two operating segments that do not meet the criteria to be individually reported or aggregated with another reportable segment.

The company evaluates performance of the segments based on operating income before interest, unallocated corporate expenses and taxes. Asset information is not reported by segment, as the company does not produce such information internally.

Northern Resources Segment. The Northern Resources Segment consists of timberlands located in Maine, Michigan, Montana, New Hampshire, Oregon, Vermont, Washington, West Virginia and Wisconsin. The Northern Resources Segment grows timber for sale primarily in domestic regional markets. Additionally, some logs are sold in export markets, mainly to China and Canada. The Northern Resources Segment sells softwood and hardwood sawlogs and softwood and hardwood pulpwood. Softwood and hardwood sawlogs are sold primarily to regional lumber and plywood manufacturers. Logs harvested in Montana are sold mostly to the company's Manufacturing Segment (see Intersegment Revenues). Softwood and hardwood pulpwood is sold to regional paper and packaging manufacturers.

Southern Resources Segment. The Southern Resources Segment consists of timberlands located in Alabama, Arkansas, Florida, Georgia, Louisiana, Mississippi, North Carolina, South Carolina, Texas and Virginia. The Southern Resources Segment grows timber for sale in domestic regional markets. The Southern Resources Segment sells primarily softwood sawlogs and pulpwood. Additionally, some logs are sold in export markets, mainly to Europe and Asia. Softwood sawlogs are sold to regional lumber and plywood manufacturers. Softwood pulpwood is sold to regional paper and packaging manufacturers, producers of oriented strand board, and producers of wood pellets for use in bioenergy. Additionally, the Southern Resources Segment leases its timberlands to third parties on an annual basis for recreational purposes.

Real Estate Segment. The Real Estate Segment consists of sales of higher value timberlands and non-strategic timberlands. We estimate that included in the company's 6.6 million acres of timberlands are approximately 775,000 acres of higher value timberlands, which are expected to be sold and/or developed over the next fifteen years for recreational, conservation, commercial and residential purposes. Included within the 775,000 acres of higher value timberlands are approximately 500,000 acres we expect to sell for recreational uses, approximately 200,000 acres we expect to sell for conservation and approximately 75,000 acres that are identified as having development potential. The company has approximately 225,000 acres of non-strategic timberlands, which are expected to be sold in smaller scale transactions over the near and medium term. In addition to these 225,000 acres, the company may also make sales of non-strategic timberlands in larger scale transactions to commercial timberland buyers as opportunities arise. In the meantime, all of our timberlands continue to be managed productively in our business of growing and selling timber.

Some of our real estate activities, including our real estate development business, are conducted through our wholly-owned taxable REIT subsidiaries. Properties developed internally by the company will generally be low-intensity development limited to obtaining entitlements. Larger and more complicated projects needing more invested capital may be developed through third party ventures.

Manufacturing Segment. The Manufacturing Segment consists of two lumber mills, two plywood mills, two medium density fiberboard ("MDF") facilities in Montana and one lumber remanufacturing facility in Idaho. The lumber facilities produce boards, studs, and dimension lumber and the panel facilities produce high-quality plywood and MDF panels.

PLUM CREEK TIMBER COMPANY, INC.
 NOTES TO CONSOLIDATED FINANCIAL STATEMENTS (CONTINUED)

All of these products are targeted to domestic wood products retailers, home construction, industrial customers, and to a lesser extent, for export primarily to Canada and Mexico. Residual chips that are not used internally may be sold to regional pulp and paper manufacturers. Revenues from the Manufacturing Segment by product line were as follows for the **years ended December 31** (in millions):

	2014	2013	2012
Lumber	\$ 109	\$ 95	\$ 78
Plywood	87	92	91
MDF	172	175	155
Total	<u>\$ 368</u>	<u>\$ 362</u>	<u>\$ 324</u>

Energy and Natural Resources Segment. The Energy and Natural Resources Segment consists primarily of the net earnings derived from the company's non-timber natural resources. The Segment includes overriding royalties in connection with the company's ownership of aggregate mineral rights. The overriding royalties are earned as the underlying aggregates are sold. These mineral rights exist at four quarries in South Carolina and four quarries in Georgia, all of which are operated by Vulcan Materials Company. The Segment also includes royalties from third-party lessees associated with the extraction of oil, natural gas, aggregates and other minerals, and wind leases from the lands the company owns. Additionally, the Energy and Natural Resources Segment includes revenues the company earns in connection with granting oil and gas exploration rights and communication and transportation rights of way. Some of the Energy and Natural Resources Segment's activities are conducted through the company's wholly-owned taxable REIT subsidiaries.

Other Segment. The Other Segment includes revenues and expenses associated with our new business of providing timber and wood-fiber procurement services by the harvesting and selling of trees from timberlands that are not owned by the company. Additionally, equity earnings (losses) associated with the company's investment in MWV-Charleston Land Partners, LLC (see Note 18 of the Notes to Consolidated Financial Statements) are reported in the Other Segment. These activities are conducted through our wholly-owned taxable REIT subsidiaries. There were no similar activities in 2013 or 2012.

PLUM CREEK TIMBER COMPANY, INC.
NOTES TO CONSOLIDATED FINANCIAL STATEMENTS (CONTINUED)

The tables below present information about reported segments for the years ended December 31 (in millions):

	Northern Resources ^(A)	Southern Resources	Real Estate ^(B)	Manufacturing ^(C)	Energy and Natural Resources ^(D)	Other ^(E)	Total ^(F)
2014							
External Revenues	\$ 236	\$ 531	\$ 289	\$ 368	\$ 34	\$ 18	\$ 1,476
Intersegment Revenues	28	—	—	—	—	—	28
Export Revenues	10	9	—	28	—	—	47
Depreciation, Depletion and Amortization	28	82	1	14	8	—	133
Basis of Real Estate Sold	—	—	129	—	—	—	129
Other Operating Gain	—	—	—	11	2	—	13
Equity Earnings	—	—	—	—	—	3	3
Operating Income	44	137	133	49	25	2	390
2013							
External Revenues	\$ 234	\$ 435	\$ 286	\$ 362	\$ 23	\$ —	\$ 1,340
Intersegment Revenues	26	—	—	—	—	—	26
Export Revenues	15	6	—	29	—	—	50
Depreciation, Depletion and Amortization	30	65	1	16	3	—	115
Basis of Real Estate Sold	—	—	91	—	—	—	91
Other Operating Gain	—	—	—	—	1	—	1
Equity Earnings	—	—	—	—	—	—	—
Operating Income	32	108	169	43	19	—	371
2012							
External Revenues	\$ 224	\$ 417	\$ 352	\$ 324	\$ 22	\$ —	\$ 1,339
Intersegment Revenues	22	—	—	—	—	—	22
Export Revenues	19	2	—	32	—	—	53
Depreciation, Depletion and Amortization	26	67	1	15	1	—	110
Basis of Real Estate Sold	—	—	138	—	—	—	138
Other Operating Gain	—	—	—	—	—	—	—
Equity Earnings	—	—	—	—	—	—	—
Operating Income	20	90	187	29	19	—	345

(A) During 2013, the Northern Resources Segment recognized a loss of \$4 million related to forest fires, which is included in depreciation, depletion and amortization in the consolidated financial statements.

(B) The company recognized impairment losses on sales of timberlands expected to close within a twelve-month period of \$7 million in 2014, \$4 million in 2013 and less than \$1 million in 2012. The transaction related to the 2014 impairment loss closed in December 2014 (see Note 5 of the Notes to Consolidated Financial Statements). Impairments are recognized as part of Cost of Goods Sold and reflected as part of Operating Income.

PLUM CREEK TIMBER COMPANY, INC.
NOTES TO CONSOLIDATED FINANCIAL STATEMENTS (CONTINUED)

- (C) During 2014, the company experienced a fire at its MDF facility and recorded a \$2 million loss representing the net book value of the building and equipment damaged or destroyed by the fire. During 2014, the company also recorded a \$13 million gain related to insurance recoveries. Insurance recoveries were \$10 million for the costs incurred during 2014 to rebuild or replace the damaged building and equipment and \$3 million for business interruption costs. Substantially all of the costs incurred to rebuild or replace the damaged building and equipment were capitalized during 2014. Both the building and equipment loss and the insurance recoveries are reported in Other Operating Gain for the Manufacturing Segment and are included in Other Operating Income (Expense), net in the Consolidated Statements of Income.
- (D) During 2014, the company agreed to terminate a land lease for consideration of \$2 million from the lessor. The land lease had been accounted for as an operating lease. The \$2 million consideration was primarily for the release of mineral rights. During 2013, the company sold certain mineral reserves for a gain of \$1 million. These gains are reported as Other Operating Gain in our Energy and Natural Resources Segment and are included in Other Operating Income (Expense), net in the Consolidated Statements of Income.
- (E) For segment reporting, Equity Earnings from Real Estate Development Ventures of \$3 million for 2014 is included in Operating Income (Loss) for the Other Segment.
- (F) Consolidated depreciation, depletion and amortization includes unallocated corporate depreciation of \$3 million, \$4 million, and \$4 million for 2014, 2013 and 2012, respectively.

A reconciliation of total segment operating income to income before income taxes is presented below for the **years ended December 31** (in millions):

	2014	2013	2012
Total Segment Operating Income	\$ 390	\$ 371	\$ 345
Corporate and Other Unallocated Expenses	(67)	(73)	(65)
Other Unallocated Operating Income (Expense), net	2	(3)	1
Equity Earnings from Timberland Venture	63	63	59
Total Interest Expense, net	(166)	(141)	(140)
Loss on Extinguishment of Debt	—	(4)	—
Income before Income Taxes	<u>\$ 222</u>	<u>\$ 213</u>	<u>\$ 200</u>

NOTE 22. SUBSEQUENT EVENTS

Quarterly Dividend. On February 4, 2015, the Board of Directors authorized the company to make a dividend payment of \$0.44 per share, or approximately \$77 million, which will be paid on February 27, 2015 to stockholders of record on February 13, 2015.

PLUM CREEK TIMBER COMPANY, INC.
NOTES TO CONSOLIDATED FINANCIAL STATEMENTS (CONTINUED)

NOTE 23. UNAUDITED SELECTED QUARTERLY FINANCIAL DATA

(In Millions, Except per Share Amounts)	1 st Quarter	2 nd Quarter	3 rd Quarter	4 th Quarter ^(C)
2014				
Revenues	\$ 317	\$ 356	\$ 375	\$ 428
Gross Profit	85	109	109	119
Operating Income ^(A)	57	82	91	92
Net Income	30	55	61	68
Net Income per Share—Basic ^(B)	\$ 0.17	\$ 0.31	\$ 0.34	\$ 0.39
Net Income per Share—Diluted ^(B)	\$ 0.17	\$ 0.31	\$ 0.34	\$ 0.39
2013				
Revenues	\$ 340	\$ 303	\$ 366	\$ 331
Gross Profit	110	90	122	98
Operating Income	78	62	91	64
Net Income	56	46	72	40
Net Income per Share—Basic ^(B)	\$ 0.35	\$ 0.28	\$ 0.44	\$ 0.24
Net Income per Share—Diluted ^(B)	\$ 0.35	\$ 0.28	\$ 0.44	\$ 0.24

(A) During the second quarter of 2014, the company experienced a fire at its MDF facility and recorded a \$2 million loss representing the net book value of the building and equipment damaged or destroyed by the fire. During 2014, the company also recorded a \$13 million gain related to insurance recoveries, of which \$4 million, \$5 million and \$4 million was recorded in the second, third, and fourth quarters of 2014, respectively. Both the building and equipment loss and the insurance recoveries are included in Other Operating Income (Expense), net in the Consolidated Statements of Income. See Note 21 of the Notes to Consolidated Financial Statements.

(B) Net income per share is computed independently for each of the quarters presented. Therefore, the sum of the quarterly net income per share may not equal the total computed for the year.

(C) During the fourth quarter of 2013, the company prepaid approximately \$10 million of principal of Private Debt, \$24 million of principal of Public Debt and \$225 million of principal of the term credit agreement. These prepayments resulted in a \$4 million loss. The \$4 million loss is classified as Loss on Extinguishment of Debt in the Consolidated Statements of Income. See Note 11 of the Notes to Consolidated Financial Statements.

Report of Independent Registered Public Accounting Firm

The Board of Directors and Stockholders of
Plum Creek Timber Company, Inc.

We have audited the accompanying consolidated balance sheets of Plum Creek Timber Company, Inc. as of December 31, 2014 and 2013, and the related consolidated statements of income, comprehensive income, stockholders' equity, and cash flows for each of the three years in the period ended December 31, 2014. These financial statements are the responsibility of the Company's management. Our responsibility is to express an opinion on these financial statements based on our audits.

We conducted our audits in accordance with the standards of the Public Company Accounting Oversight Board (United States). Those standards require that we plan and perform the audit to obtain reasonable assurance about whether the financial statements are free of material misstatement. An audit includes examining, on a test basis, evidence supporting the amounts and disclosures in the financial statements. An audit also includes assessing the accounting principles used and significant estimates made by management, as well as evaluating the overall financial statement presentation. We believe that our audits provide a reasonable basis for our opinion.

In our opinion, the financial statements referred to above present fairly, in all material respects, the consolidated financial position of Plum Creek Timber Company, Inc. at December 31, 2014 and 2013, and the consolidated results of its operations and its cash flows for each of the three years in the period ended December 31, 2014, in conformity with U.S. generally accepted accounting principles.

We also have audited, in accordance with the standards of the Public Company Accounting Oversight Board (United States), Plum Creek Timber Company, Inc.'s internal control over financial reporting as of December 31, 2014, based on criteria established in Internal Control-Integrated Framework issued by the Committee of Sponsoring Organizations of the Treadway Commission "1992 framework" and our report dated February 26, 2015, expressed an unqualified opinion thereon.

/s/ Ernst & Young LLP

Seattle, Washington
February 26, 2015

Report of Independent Registered Public Accounting Firm

The Board of Directors and Stockholders of
Plum Creek Timber Company, Inc.

We have audited Plum Creek Timber Company, Inc.'s internal control over financial reporting as of December 31, 2014, based on criteria established in Internal Control-Integrated Framework issued by the Committee of Sponsoring Organizations of the Treadway Commission "1992 framework" (the COSO criteria). Plum Creek Timber Company, Inc.'s management is responsible for maintaining effective internal control over financial reporting, and for its assessment of the effectiveness of internal control over financial reporting included in the accompanying Management's Report on Internal Control over Financial Reporting. Our responsibility is to express an opinion on the company's internal control over financial reporting based on our audit.

We conducted our audit in accordance with the standards of the Public Company Accounting Oversight Board (United States). Those standards require that we plan and perform the audit to obtain reasonable assurance about whether effective internal control over financial reporting was maintained in all material respects. Our audit included obtaining an understanding of internal control over financial reporting, assessing the risk that a material weakness exists, testing and evaluating the design and operating effectiveness of internal control based on the assessed risk, and performing such other procedures as we considered necessary in the circumstances. We believe that our audit provides a reasonable basis for our opinion.

A company's internal control over financial reporting is a process designed to provide reasonable assurance regarding the reliability of financial reporting and the preparation of financial statements for external purposes in accordance with generally accepted accounting principles. A company's internal control over financial reporting includes those policies and procedures that (1) pertain to the maintenance of records that, in reasonable detail, accurately and fairly reflect the transactions and dispositions of the assets of the company; (2) provide reasonable assurance that transactions are recorded as necessary to permit preparation of financial statements in accordance with generally accepted accounting principles, and that receipts and expenditures of the company are being made only in accordance with authorizations of management and directors of the company; and (3) provide reasonable assurance regarding prevention or timely detection of unauthorized acquisition, use or disposition of the company's assets that could have a material effect on the financial statements.

Because of its inherent limitations, internal control over financial reporting may not prevent or detect misstatements. Also, projections of any evaluation of effectiveness to future periods are subject to the risk that controls may become inadequate because of changes in conditions, or that the degree of compliance with the policies or procedures may deteriorate.

In our opinion, Plum Creek Timber Company, Inc. maintained, in all material respects, effective internal control over financial reporting as of December 31, 2014, based on the COSO criteria.

We also have audited, in accordance with the standards of the Public Company Accounting Oversight Board (United States), the 2014 consolidated financial statements of Plum Creek Timber Company, Inc., and our report dated February 26, 2015 expressed an unqualified opinion thereon.

/s/ Ernst & Young LLP

Seattle, Washington
February 26, 2015

ITEM 8. FINANCIAL STATEMENTS AND SUPPLEMENTARY DATA (CONTINUED)

Included in this item are the consolidated financial statements related to Plum Creek Timberlands, L.P., a Delaware Limited Partnership and a wholly-owned subsidiary of Plum Creek Timber Company, Inc. These financial statements are provided pursuant to Rule 3-10 of Regulation S-X in connection with the shelf registration statement on Form S-3 filed in November of 2014 pursuant to which Plum Creek Timberlands, L.P. has registered and from time to time may offer and sell debt securities. As of December 31, 2014, Plum Creek Timberlands, L.P. has publicly issued and outstanding \$1,333 million aggregate principal amount of Senior Notes ("Public Debt") pursuant to the shelf registration statement.

PLUM CREEK TIMBERLANDS, L.P.
CONSOLIDATED STATEMENTS OF INCOME

(In Millions)	Year Ended December 31,		
	2014	2013	2012
REVENUES:			
Timber	\$ 767	\$ 669	\$ 641
Real Estate	289	286	352
Manufacturing	368	362	324
Energy and Natural Resources	34	23	22
Other	18	—	—
Total Revenues	<u>1,476</u>	<u>1,340</u>	<u>1,339</u>
COSTS AND EXPENSES:			
Cost of Goods Sold:			
Timber	555	495	498
Real Estate	151	110	157
Manufacturing	322	310	286
Energy and Natural Resources	10	5	2
Other	16	—	—
Total Cost of Goods Sold	<u>1,054</u>	<u>920</u>	<u>943</u>
Selling, General and Administrative	115	123	116
Total Costs and Expenses	<u>1,169</u>	<u>1,043</u>	<u>1,059</u>
Other Operating Income (Expense), net	15	(2)	1
Operating Income	322	295	281
Earnings from Unconsolidated Entities	66	63	59
Interest Expense, net	108	83	82
Loss on Extinguishment of Debt	—	(4)	—
Income before Income Taxes	280	271	258
Provision (Benefit) for Income Taxes	8	(1)	(3)
Net Income before Allocation to Series T-1 Preferred Interest and Partners	272	272	261
Net Income Allocable to Series T-1 Preferred Interest	(58)	(58)	(58)
Net Income Available to Common Interest Partners	<u>\$ 214</u>	<u>\$ 214</u>	<u>\$ 203</u>
SUPPLEMENTAL INCOME STATEMENT INFORMATION:			
Equity Earnings from Timberland Venture	\$ 63	\$ 63	\$ 59
Equity Earnings from Real Estate Development Ventures	3	—	—
Earnings from Unconsolidated Entities	<u>\$ 66</u>	<u>\$ 63</u>	<u>\$ 59</u>

See accompanying Notes to Consolidated Financial Statements

PLUM CREEK TIMBERLANDS, L.P.
CONSOLIDATED STATEMENTS OF COMPREHENSIVE INCOME

(In Millions)	Year Ended December 31,		
	2014	2013	2012
Net Income before Allocation to Series T-1 Preferred Interest and Partners	\$ 272	\$ 272	\$ 261
Other Comprehensive Income before Income Taxes:			
Defined Benefit Pension Plans:			
Actuarial Gain (Loss)	(34)	25	(2)
Plus: Amortization of Actuarial Loss Reclassified to Pension Expense	2	5	4
Unrealized Gains (Losses) on Grantor Trust Assets:			
Unrealized Holding Gains (Losses) Arising During Period	1	5	2
Less: Reclassification for Gains (Losses) Recognized in Net Income	—	—	—
Derivative Instruments:			
Gain (Loss) on Cash Flow Hedge	—	5	—
Less: Amortization of Gain Reclassified to Interest Expense	—	—	—
Other Comprehensive Income (Loss) Before Tax	(31)	40	4
Income Tax Expense (Benefit) Related to Items of Other Comprehensive Income	(7)	7	1
Other Comprehensive Income (Loss) After Tax	(24)	33	3
Comprehensive Income	\$ 248	\$ 305	\$ 264

See accompanying Notes to Consolidated Financial Statements

PLUM CREEK TIMBERLANDS, L.P.
CONSOLIDATED BALANCE SHEETS

(In Millions)	December 31, 2014	December 31, 2013
ASSETS		
Current Assets:		
Cash and Cash Equivalents	\$ 92	\$ 433
Accounts Receivable	38	29
Inventories	61	55
Deferred Tax Asset	6	9
Assets Held for Sale	98	92
Other Current Assets	15	15
	<u>310</u>	<u>633</u>
Timber and Timberlands, net	4,009	4,180
Minerals and Mineral Rights, net	289	298
Property, Plant and Equipment, net	120	118
Equity Investment in Timberland Venture	217	211
Equity Investment in Real Estate Development Ventures	126	139
Deferred Tax Asset	23	17
Investment in Grantor Trusts (\$48 and \$45 at Fair Value in 2014 and 2013)	49	46
Other Assets	45	54
Total Assets	<u>\$ 5,188</u>	<u>\$ 5,696</u>
LIABILITIES		
Current Liabilities:		
Current Portion of Long-Term Debt	\$ 439	\$ —
Line of Credit	95	467
Accounts Payable	27	24
Interest Payable	15	15
Wages Payable	31	29
Taxes Payable	10	10
Deferred Revenue	23	26
Other Current Liabilities	10	10
	<u>650</u>	<u>581</u>
Long-Term Debt	1,976	2,414
Other Liabilities	101	79
Total Liabilities	<u>2,727</u>	<u>3,074</u>
Commitments and Contingencies		
PARTNERSHIP CAPITAL		
Series T-1 Preferred Interest	790	790
Partners' Capital (Common Partnership Interests)	1,671	1,832
Total Partnership Capital	<u>2,461</u>	<u>2,622</u>
Total Liabilities and Partnership Capital	<u>\$ 5,188</u>	<u>\$ 5,696</u>

See accompanying Notes to Consolidated Financial Statements

PLUM CREEK TIMBERLANDS, L.P.
CONSOLIDATED STATEMENTS OF PARTNERSHIP CAPITAL

(In Millions)	Preferred Partnership Interest	Common Partners' Capital	Accumulated Other Comprehensive Income (Loss)	Total Partnership Capital
January 1, 2012	\$ 790	\$ 1,298	\$ (35)	\$ 2,053
Net Income before Allocation to Series T-1 Preferred Interest and Partners		261		261
Other Comprehensive Income			3	3
Net Income Allocation to Series T-1 Preferred Interest	58	(58)		—
Distributions to Partners (Common Partnership Interests)		(255)		(255)
Distributions for Series T-1 Preferred Interest	(58)			(58)
Capital Contributions from Parent		9		9
December 31, 2012	\$ 790	\$ 1,255	\$ (32)	\$ 2,013
Net Income before Allocation to Series T-1 Preferred Interest and Partners		272		272
Other Comprehensive Income			33	33
Net Income Allocation to Series T-1 Preferred Interest	58	(58)		—
Distributions to Partners (Common Partnership Interests)		(255)		(255)
Distributions for Series T-1 Preferred Interest	(58)			(58)
Capital Contributions from Parent		617		617
December 31, 2013	\$ 790	\$ 1,831	\$ 1	\$ 2,622
Net Income before Allocation to Series T-1 Preferred Interest and Partners		272		272
Other Comprehensive Income			(24)	(24)
Net Income Allocation to Series T-1 Preferred Interest	58	(58)		—
Distributions to Partners (Common Partnership Interests)		(361)		(361)
Distributions for Series T-1 Preferred Interest	(58)			(58)
Capital Contributions from Parent		10		10
December 31, 2014	\$ 790	\$ 1,694	\$ (23)	\$ 2,461

See accompanying Notes to Consolidated Financial Statements

PLUM CREEK TIMBERLANDS, L.P.
CONSOLIDATED STATEMENTS OF CASH FLOWS

(In Millions)	Year Ended December 31,		
	2014	2013	2012
CASH FLOWS FROM OPERATING ACTIVITIES			
Net Income before Allocation to Series T-1 Preferred Interest and Partners	\$ 272	272	\$ 261
Adjustments to Reconcile Net Income to Net Cash Provided By Operating Activities:			
Depreciation, Depletion and Amortization (Includes \$2 MDF Fire Impairment Loss in 2014 and \$4 Loss Related to Forest Fires in 2013)	138	119	114
Basis of Real Estate Sold	129	91	138
Earnings from Unconsolidated Entities	(66)	(63)	(59)
Distributions from Timberland Venture	57	56	56
Distributions from Real Estate Development Ventures	2	—	—
Deferred Income Taxes	4	(3)	(3)
Loss on Extinguishment of Debt	—	4	—
Timber Deed Acquired	—	(18)	(98)
Pension Plan Contributions	(9)	—	(20)
Working Capital Changes	(11)	(17)	15
Other	(1)	21	7
Net Cash Provided By (Used In) Operating Activities	<u>515</u>	<u>462</u>	<u>411</u>
CASH FLOWS FROM INVESTING ACTIVITIES			
Capital Expenditures, Excluding Timberland Acquisitions (Includes \$12 MDF Replacement Capital in 2014)	(89)	(71)	(72)
Timberlands Acquired	—	(81)	(18)
Minerals and Mineral Rights Acquired	—	(156)	(76)
Contributions to Real Estate Development Ventures	(9)	—	—
Distributions from Real Estate Development Ventures	23	—	—
Insurance Recoveries (Property Damage)	10	—	—
Payment for Acquisition of MeadWestvaco ("MWV") Timberland Assets, net	—	(221)	—
Purchases of Marketable Securities	(1)	—	—
Other	1	—	(1)
Net Cash Provided By (Used In) Investing Activities	<u>(65)</u>	<u>(529)</u>	<u>(167)</u>
CASH FLOWS FROM FINANCING ACTIVITIES			
Cash Distributions to Common Partners	(361)	(255)	(255)
Cash Distributions for Series T-1 Preferred Interest	(58)	(58)	(58)
Borrowings on Line of Credit	1,307	1,771	1,843
Repayments on Line of Credit	(1,679)	(1,408)	(2,087)
Proceeds from Issuance of Long-Term Debt	—	—	773
Debt Issuance Costs	—	(1)	(5)
Principal Payments and Retirement of Long-Term Debt	—	(513)	(353)
Capital Contributions from Parent	—	607	—
Other	—	1	—
Net Cash Provided By (Used In) Financing Activities	<u>(791)</u>	<u>144</u>	<u>(142)</u>
Increase (Decrease) In Cash and Cash Equivalents	(341)	77	102
Cash and Cash Equivalents:			
Beginning of Period	433	356	254
End of Period	<u>\$ 92</u>	<u>\$ 433</u>	<u>\$ 356</u>
SUPPLEMENTAL CASH FLOW INFORMATION			
Cash Paid During the Year for:			
Interest	\$ 109	\$ 84	\$ 79
Income Taxes - Net	\$ 5	\$ (1)	\$ —
Non-Cash Investing and Financing Activities:			
Issuance of Note Payable to MWV as Consideration for Timberland Assets Acquired	\$ —	\$ 860	\$ —

See accompanying Notes to Consolidated Financial Statements

PLUM CREEK TIMBERLANDS, L.P. NOTES TO CONSOLIDATED FINANCIAL STATEMENTS

NOTE 1. ACCOUNTING POLICIES

General. Plum Creek Timberlands, L.P. is a Delaware Limited Partnership and a wholly-owned subsidiary of Plum Creek Timber Company, Inc. (“Parent”), a Delaware Corporation and a real estate investment trust, or “REIT”. References herein to “the Operating Partnership,” “we,” “us,” or “our” relate to Plum Creek Timberlands, L.P. and all of its wholly-owned consolidated subsidiaries; references to “Plum Creek” or “Parent” relate to Plum Creek Timber Company, Inc. and all of its wholly-owned consolidated subsidiaries.

At December 31, 2014, the Operating Partnership owned and managed approximately 6.6 million acres of timberlands in the Northwest, Southern and Northeast United States, and owned seven wood product conversion facilities in the Northwest United States. Included in the 6.6 million acres are approximately 775,000 acres of higher value timberlands, which are expected to be sold and/or developed over the next fifteen years for recreational, conservation or residential purposes. In addition, the Operating Partnership has approximately 225,000 acres of non-strategic timberlands, which are expected to be sold in smaller acreage transactions over the near and medium term. In the meantime, all of our timberlands continue to be managed productively in our business of growing and selling timber.

Basis of Presentation. The consolidated financial statements of the Operating Partnership include the accounts of Plum Creek Timberlands, L.P. and its subsidiaries. The Operating Partnership is 100% owned by Plum Creek. Plum Creek has no assets or liabilities other than its direct and indirect ownership interests in Plum Creek Timberlands, L.P. and its interest in Plum Creek Ventures I, LLC (“PC Ventures”), a 100% owned subsidiary of Plum Creek. The Parent has no operations other than its investment in these subsidiaries and transactions in its own equity, such as the issuance and/or repurchase of common stock and the receipt of proceeds from stock option exercises. Intercompany transactions and accounts between Plum Creek Timberlands, L.P. and its subsidiaries have been eliminated in consolidation. All transactions are denominated in United States dollars.

Use of Estimates. The preparation of financial statements in conformity with U.S. generally accepted accounting principles requires management to make estimates and assumptions that affect the reported amounts of assets and liabilities, disclosure of contingent assets and liabilities at the date of the financial statements and the reported amounts of revenues and expenses during the reporting period. Actual results could differ from those estimates.

Customer Concentrations. Annual revenues from the Operating Partnership’s largest customer accounted for 7% of total annual revenues in 2014, 2013, and 2012. If market conditions for wood products were to deteriorate, the loss of this customer could have a significant effect on the Operating Partnership’s results of operations.

Product Concentrations. Sales of the Operating Partnership’s timber and wood products are dependent upon the economic conditions of the housing, repair and remodeling, industrial, and pulp and paper industries. Sales of the Operating Partnership’s timberlands are dependent upon the general economic conditions in the United States, interest rates and the availability of buyer financing from financial institutions, not-for-profit organizations and government sources. As a result of these product concentrations, a prolonged decline in these markets could have a significant impact on the Operating Partnership’s results of operations.

Revenue Recognition.

Resources Revenue. Timber sales revenues are recognized when legal ownership and the risk of loss transfers to the purchaser and the quantity sold is determinable. The Operating Partnership sells timber under delivered log agreements as well as through sales of standing timber (or “stumpage”). For delivered sales, revenue, which includes amounts billed for shipping and handling (logging and hauling of timber), is recognized when the log is delivered to the customer. Stumpage is sold using pay-as-cut or, less frequently, using timber deed sale agreements. Under a pay-as-cut sales contract, the purchaser acquires the right to harvest specified timber on a tract, at an agreed upon price per unit. The sale and any related advances are recognized as revenue as the purchaser harvests the timber on the tract. Under a timber deed sale, the buyer agrees to purchase and harvest specified timber on a tract of land over the term of the contract (usually 18 months or less). Unlike a pay-as-cut sales contract, risk of loss and title to the trees

PLUM CREEK TIMBERLANDS, L.P.
NOTES TO CONSOLIDATED FINANCIAL STATEMENTS (CONTINUED)

transfer to the buyer when the contract is signed. The buyer also pays the full purchase price when the contract is signed. Revenue from a timber deed sale is recognized when the contract is signed.

Manufacturing Revenue. Revenues generated from the sale of lumber, plywood, medium density fiberboard (“MDF”) and related by-products (primarily wood chips), and amounts billed for shipping and handling, are recognized at the time of delivery.

Real Estate Revenue. Revenue from the sale of real estate is recognized when the sale has been consummated, the buyer’s initial and ongoing payments are adequate, the risks and rewards of owning the property have transferred to the buyer, and the Operating Partnership has no continuing involvement with the property. For all of our real estate sales, the Operating Partnership receives the entire consideration in cash at closing. Also at closing, the risks and rewards of ownership transfer to the buyer and the Operating Partnership does not have a continuing involvement in our properties after they are sold. Therefore, real estate revenue is recognized at closing.

Revenue from real estate development projects is generally recognized under the full accrual method of accounting because sales generally do not commence until the project is completed. Broker commissions and closing costs of our Real Estate Segment are included in Cost of Goods Sold.

The Operating Partnership will occasionally sell timberlands to a single buyer under a multi-period contract covering a series of prescheduled closings and/or options. Under these multi-period contracts, once title and risk of loss have transferred to the buyer for individual properties, the properties sold cannot be returned for a refund. However, deposits for future closings under multi-period contracts may be refunded under certain circumstances. The Operating Partnership treats each closing under a multi-period arrangement as a separate sale. Revenue in connection with a multi-period contract is generally recognized at closing equal to the lesser of the non-refundable consideration received or an allocation of total consideration based on fair value.

Revenue generated from real estate sales includes the sale of higher value timberlands, non-strategic timberlands and large blocks of timberlands. In some of these transactions, the Operating Partnership sells timberlands that qualify for like-kind (tax-deferred) exchange treatment under the Internal Revenue Code. Substantially all of these sales involve a third party intermediary, whereby the third party intermediary receives proceeds related to the property sold and then reinvests the proceeds in like-kind property. The proceeds are recorded as revenue when the third party intermediary receives them. See “Like-Kind Exchanges”.

Energy and Natural Resources Revenue. Overriding royalties earned in connection with aggregate mineral rights are recognized as revenue when the underlying aggregates are sold and the Operating Partnership is entitled to its share of the gross selling price. Additionally, royalties from aggregates leases and oil and gas leases are recognized as revenue when the underlying minerals are sold and the Operating Partnership is entitled to its share of the gross selling price. Generally, the mineral owners and lessees make payments to the Operating Partnership based on a percentage of the gross sales price of the minerals they sell. For overriding royalty and lease agreements with varying royalty percentages, revenue recognition is based on the relative-selling-price method, which may result in the deferral of revenue to future periods.

Also, included within oil and gas royalties are lease bonus payments, which are typically paid upon the execution of a lease. Lease bonus payments are initially recorded as deferred revenue and are generally recognized as revenue over the period the lessee is entitled to explore for oil and gas. Certain of the Operating Partnership’s leases are also subject to minimum annual payments. In some cases, lessees must make minimum annual or quarterly payments which are generally recoupable over certain time periods. These minimum payments are recorded as deferred revenue when received. The deferred revenue attributable to the minimum payment is recognized as royalty revenue when the lessee recoups the minimum payment through production. The deferred revenue is also recognized as revenue upon the expiration of the lessee’s ability to recoup the payments.

PLUM CREEK TIMBERLANDS, L.P.
NOTES TO CONSOLIDATED FINANCIAL STATEMENTS (CONTINUED)

Cash and Cash Equivalents. All highly liquid investments purchased with an original maturity of three months or less are considered to be cash equivalents. Substantially all of the cash and cash equivalents are invested in money market funds.

Accounts Receivable. Accounts receivable is presented net of an allowance for doubtful accounts of \$0.2 million at both December 31, 2014 and December 31, 2013. Accounts are deemed past due based on payment terms. The allowance for doubtful accounts represents management's estimate and is based on historical losses, recent collection history, credit ratings of individual customers and existing economic conditions. Delinquent accounts are charged against the allowance for doubtful accounts to the extent and at the time they are deemed uncollectible.

Like-Kind Exchanges. The Operating Partnership may enter into like-kind (tax-deferred) exchange transactions to acquire and sell assets, principally timberlands. These transactions may include both forward (timberlands sold, followed by reinvestment of proceeds to acquire timberlands) and reverse (timberlands purchased, followed by receipt of proceeds from timberland sales) like-kind exchanges. The Operating Partnership uses a qualified escrow and/or trust account to facilitate like-kind exchange transactions. Funds from forward like-kind exchange transactions are restricted from being used until the funds are either successfully reinvested in timber and timberlands or the exchange fails and the proceeds are distributed to the Operating Partnership.

Inventories. Logs, work-in-process and finished goods are stated at the lower of cost or market using the average cost method. A separate lower of cost or market analysis is prepared for each product line (i.e. lumber, plywood and MDF). Net realizable value is determined based on actual selling prices at the end of the accounting period. Losses on firm purchase commitments for logs are recorded when the related manufactured finished products are expected to be sold at a loss based on current product prices. Supplies inventories are stated at cost. Costs for manufactured inventories include raw materials, labor, supplies, energy, depreciation and production overhead. Cost of log inventories include timber depletion, stumpage, associated logging and harvesting costs, road costs and production overhead.

Timber and Timberlands. Timber (including timber deeds and logging roads) and timberlands are stated at cost less accumulated depletion for timber previously harvested and accumulated road amortization. The Operating Partnership capitalizes timber and timberland purchases along with reforestation costs and other costs associated with the planting and growing of timber, such as site preparation, growing or purchases of seedlings, planting, fertilization, herbicide application and the thinning of tree stands to improve growth. The Operating Partnership presents timber and timberland purchases and the capitalized costs described above under Investing Activities on the Consolidated Statements of Cash Flows. A timber deed, also called timber cutting rights, allows the Operating Partnership to harvest timber on timberlands it does not own over a specific time period (currently less than 10 years). The Operating Partnership capitalizes timber deed acquisitions. The Operating Partnership presents timber deed acquisitions under Operating Activities on the Consolidated Statements of Cash Flows. Timber carrying costs, such as real estate taxes, insect control, wildlife control, leases of timberlands (other than lease payments for the purchase of standing timber, in which case the payments are capitalized) and forest management personnel salaries and fringe benefits, are expensed as incurred. Costs of major roads are capitalized and amortized over 30 years. Costs for roads that are built to access multiple logging sites over numerous years are capitalized and amortized over 6 years. Costs for roads built to access a single logging site are expensed as incurred.

Costs attributable to timber harvested, or depletion, are charged against income as trees are harvested. Depletion rates are determined annually based on the relationship between net carrying value of the timber plus certain capitalizable silviculture costs expected to be incurred over the harvest cycle and total timber volume estimated to be harvested over the harvest cycle. The depletion rate does not include an estimate for either future reforestation costs associated with a stand's final harvest or future volume in connection with the replanting of a stand subsequent to its final harvest. Net carrying value of the timber and timberlands is used to compute the gain or loss in connection with timberland sales.

Minerals and Mineral Rights. Minerals and mineral rights are stated at cost less accumulated depletion. The Operating Partnership capitalizes the cost of obtaining minerals and mineral rights. The cost of minerals (primarily

PLUM CREEK TIMBERLANDS, L.P. NOTES TO CONSOLIDATED FINANCIAL STATEMENTS (CONTINUED)

coal assets) are charged against income (depletion expense) using the units-of-production method, based on estimated recoverable reserves.

The costs of mineral rights are charged against income (depletion expense) as the Operating Partnership recognizes royalty income from the sale of the products extracted from the quarries. Depletion rates are determined annually based on the relationship between the net carrying value of the mineral rights over the estimated remaining tons of mineral reserves.

The Operating Partnership evaluates its minerals and mineral rights for potential impairment whenever circumstances indicate the book basis of an asset group may not be recoverable. The Operating Partnership considers each of its mineral rights and coal assets to be a separate asset group based on identifiable cash flows.

Higher and Better Use Timberlands / Real Estate Development. We estimate that included in the Operating Partnership's 6.6 million acres of timberlands are approximately 775,000 acres of higher value timberlands, which are expected to be sold and/or developed over the next fifteen years for recreational, conservation or residential purposes. Included within the 775,000 acres of higher value timberlands are approximately 500,000 acres we expect to sell for recreational uses, approximately 200,000 acres we expect to sell for conservation and approximately 75,000 acres that are identified as having development potential. In the meantime, all of our timberlands continue to be managed productively in our business of growing and selling timber. Some of our real estate activities, including our real estate development business, are conducted through our wholly-owned taxable REIT subsidiaries.

Costs associated with a specific real estate development project are capitalized when management estimates that it is probable that a project will be successful. Both external and internal expenditures directly associated with the specific real estate project are capitalized. The Operating Partnership will capitalize improvements and other development costs, including interest costs and property taxes, during the development period. General real estate development costs not related to a specific project and costs incurred before management has concluded that it is probable that a project will be successful (e.g. investigatory costs) are expensed as incurred. For real estate development projects with multiple parcels, the Operating Partnership determines the cost of the individual lots sold by allocating the historical cost of the land, timber, development and common construction costs on a relative sales value.

Properties developed by the Operating Partnership will generally be low-intensity development limited to activities associated with obtaining entitlements. Capitalized real estate development costs, including the book basis in the related timber and timberlands associated with these developments, were \$12 million and \$13 million at December 31, 2014 and 2013, respectively. Substantially all of these properties are expected to be sold beyond one year and are included in Other Assets (non-current).

The Operating Partnership also incurs development costs on some timberlands that are currently still managed for timber operations. These consist of larger and more complicated projects needing more invested capital. These projects have a longer timeframe and are not expected to be sold or developed in the near term. The capitalized development costs for these projects and the book basis of the related timber and timberlands were \$37 million and \$36 million at December 31, 2014 and December 31, 2013, respectively, and are included in Timber and Timberlands.

The book basis of timberlands that are considered held for sale are presented in the Consolidated Balance Sheet as Assets Held for Sale. The total book basis for assets held for sale was \$98 million at December 31, 2014 and \$92 million at December 31, 2013. Generally, timberlands that are under contract to sell or are listed for sale through an independent broker or by a taxable REIT subsidiary and are expected to be sold within the next year are considered assets held for sale. The book basis of timberlands that do not meet the held for sale criteria is included in Timber and Timberlands.

The Operating Partnership evaluates its real estate development projects for potential impairment whenever circumstances indicate the book basis of an asset group may not be recoverable. The Operating Partnership considers each of its real estate development projects to be a separate asset group based on identifiable cash flows.

PLUM CREEK TIMBERLANDS, L.P.
NOTES TO CONSOLIDATED FINANCIAL STATEMENTS (CONTINUED)

Accounting for Equity Method Investments. In 2013, the Operating Partnership and MeadWestvaco Corporation ("MWV") formed a limited liability company ("MWV-Charleston Land Partners, LLC") for which the Operating Partnership made a capital contribution, in cash, of \$152 million and MWV contributed real estate development properties. The Operating Partnership accounts for this interest under the equity method of accounting. Earnings are recognized as Earnings from Unconsolidated Entities in the Consolidated Statements of Income. See Note 16 of the Notes to Consolidated Financial Statements.

In 2008, a subsidiary of the Operating Partnership, Plum Creek Timber Operations I, LLC ("PC Member"), contributed 454,000 acres of timberlands located in its Southern Resources Segment to a timberland venture in exchange for a \$705 million preferred interest and a \$78 million common interest. The Operating Partnership accounts for these interests under the equity method of accounting. Earnings are recognized as Earnings from Unconsolidated Entities in our Consolidated Statements of Income. See Note 16 of the Notes to Consolidated Financial Statements.

Property, Plant and Equipment. Property, plant and equipment are recorded at cost. Replacements of major units of property are capitalized, and the replaced units are retired. Replacement of minor components of property and repair and maintenance costs are charged to expense as incurred.

The Operating Partnership evaluates its property, plant and equipment for potential impairment whenever circumstances indicate the book basis of an asset group may not be recoverable. The Operating Partnership considers each of its manufacturing facilities to be a separate asset group based on identifiable cash flows.

All property, plant and equipment other than manufacturing machinery (for lumber, plywood and MDF) are depreciated using the straight-line method over the estimated useful lives of the related assets. Manufacturing machinery and equipment are depreciated on either a straight-line basis or a units-of-production basis, which approximates a straight-line basis. Useful lives are 19 years for land improvements, 20 to 45 years for buildings, and 3 to 20 years for machinery and equipment. Leasehold improvements are depreciated over the lease term or estimated useful life, whichever is shorter. The cost and related accumulated depreciation of property sold or retired are removed from the accounts and any gain or loss is recorded. Depreciation expense, excluding impairment charges, was \$21 million, \$24 million, and \$22 million for the years ended December 31, 2014, 2013, and 2012, respectively.

Grantor Trusts. The Operating Partnership has a grantor trust that was established for deferred compensation and deferred Plum Creek shares. See Note 10 of the Notes to Consolidated Financial Statements. Deferred compensation assets, which include money market and mutual fund investments, are classified as "trading securities" and are carried at market value. Realized gains and losses and changes in unrealized gains and losses and a corresponding amount of compensation expense are recorded in the Consolidated Statements of Income.

The Operating Partnership maintains another grantor trust, which the Operating Partnership uses to fund its non-qualified pension plan obligation. See Notes 10 and 12 of the Notes to Consolidated Financial Statements. Money market and mutual fund investments held by this trust are classified as "available for sale securities." The investments are carried at market values on the Operating Partnership's Consolidated Balance Sheets. Realized gains and losses are recognized in the Consolidated Statements of Income; changes in unrealized gains and losses are recorded as other comprehensive income or loss, unless an other than temporary impairment has occurred, in which case an impairment loss is recognized in the Consolidated Statements of Income.

Shipping and Handling Costs. Costs incurred for the transportation of timber and manufactured products are included in Cost of Goods Sold.

Accounting for Share-Based Compensation. All share-based payments to employees are recognized in the income statement based on their fair values. The Operating Partnership uses the grant date fair values (the closing market price for Plum Creek's common stock) to value Plum Creek stock awards of restricted stock units and common stock. Plum Creek also grants share-based awards that are classified and accounted for as liabilities. These awards are valued using a Monte Carlo simulation.

PLUM CREEK TIMBERLANDS, L.P.
NOTES TO CONSOLIDATED FINANCIAL STATEMENTS (CONTINUED)

Other Operating Income (Expense), net. The Operating Partnership will recognize gains and losses from miscellaneous asset sales, insurance recoveries, litigation settlements and other items which are reported in our Consolidated Statements of Income as Other Operating Income (Expense), net. See Note 19 of the Notes to Consolidated Financial Statements. Other Operating Income (Expense), net consists of the following for the **years ended December 31** (in millions):

	2014	2013	2012
Realized Gains from Grantor Trust Investments	\$ 2	\$ 1	\$ 1
Gain on Insurance Settlements	13	1	—
MDF Fire Impairment Loss	(2)	—	—
Loss on Early Termination of an Equipment Lease	—	(5)	—
Other	2	1	—
Total Other Operating Income (Expense), net	<u>\$ 15</u>	<u>\$ (2)</u>	<u>\$ 1</u>

Reclassifications. Certain prior year amounts have been reclassified to conform to the 2014 presentation. The reclassifications had no impact on operating income or net income.

New Accounting Pronouncements. There were no new accounting standards adopted by the Operating Partnership during 2014 that had a material impact on the Operating Partnership's financial condition, results of operations or cash flows.

NOTE 2. BUSINESS ACQUISITION

On December 6, 2013 ("the Acquisition Date"), the Operating Partnership acquired approximately 501,000 acres of timberlands in Alabama, Georgia, South Carolina, Virginia, and West Virginia from MeadWestvaco Corporation ("MWV") for \$869 million. Certain minerals and wind power leases associated with the timberlands were also acquired for \$65 million. The acquisition of the timberlands and related minerals and wind power leases (\$934 million) was funded by an \$860 million installment note payable and by \$74 million in cash. In addition, the Operating Partnership and MWV formed a limited liability company ("MWV-Charleston Land Partners, LLC") for which the Operating Partnership made a capital contribution, in cash, of \$152 million and MWV contributed real estate development properties with an agreed-upon value of \$531 million. The total purchase price for the MWV timberland assets, including amounts contributed to MWV-Charleston Land Partners, LLC, was \$1.1 billion, which consisted of \$226 million in cash (\$221 million cash after considering post-closing adjustments) and an installment note payable of \$860 million.

Prior to closing the acquisition, Plum Creek issued 13,915,000 shares of common stock on November 4, 2013. The net proceeds of \$607 million from the equity offering were contributed by Plum Creek to the Operating Partnership and were used to pay the cash portion of the acquisition and the acquisition related transaction costs, with the balance used to repay \$376 million of outstanding debt obligations of the Operating Partnership.

MWV-Charleston Land Partners, LLC ("MWV-CLP") consisted of 109,000 acres of high-value rural lands and development-quality lands near Charleston, South Carolina. The Operating Partnership acquired a 50% interest in 87,000 acres of high-value lands (agreed upon value of \$279 million) for which MWV-CLP will pursue an entitlement and development strategy over the next several years. In addition, the Operating Partnership acquired a 5% interest in approximately 22,000 acres of residential, commercial and industrial properties (agreed upon value of \$252 million) that are actively being developed in the same market. During 2014, the Operating Partnership's ownership interest in the 22,000 acres of residential, commercial and industrial properties decreased from 5% to 4% due to capital calls by MWV-CLP for which the Operating Partnership declined to participate. An affiliate of MWV has been hired to manage the operations of MWV-CLP.

PLUM CREEK TIMBERLANDS, L.P.
NOTES TO CONSOLIDATED FINANCIAL STATEMENTS (CONTINUED)

The acquisition of the MWV timberlands and related assets complements the Operating Partnership's existing ownership in the Southern U.S. and increased the Operating Partnership's annual timber harvest volumes by over 2 million tons during 2014. The timberlands, which have a long history of excellent forest management, are commingled with the Operating Partnership's existing timberlands and are located in attractive markets where the Operating Partnership would like to further expand its presence. Additionally, all of the timberlands acquired are certified under the SFISM program. The equity investment in MWV-CLP expands the Operating Partnership's portfolio of high-value rural timberlands, an asset for which the Operating Partnership has experience maximizing values.

The Operating Partnership has accounted for the acquisition as a purchase business combination. Under the purchase method, the assets acquired from MWV, along with the Operating Partnership's equity investment in MWV-CLP, were recorded as of the Acquisition Date at their respective fair values. The Operating Partnership's investment in MWV-CLP is accounted for under the equity method of accounting. See Note 16 of the Notes to Consolidated Financial Statements.

The following table summarizes the assets acquired as of the acquisition date at fair value (in millions):

Assets Acquired:	Fair Value
Timber and Logging Roads	\$ 517
Timberlands	352
Minerals and Mineral Rights	57
Property, Plant and Equipment	1
Equity Method Investments	139
Intangible Assets	15
Deferred Tax Assets	4
Total Assets Acquired	\$ 1,085

Intangible Assets. The following table summarizes the purchased intangible assets subject to amortization (in millions):

Description	Fair Value	Amortization Period (in years) ^(B)
Acquired Wind Leases	\$ 10	20
Acquired Land Leases ^(A)	7	10
Fiber Supply Agreement	5	10
Total Intangible Assets Acquired	\$ 22	

(A) The acquired land leases are associated with the acquired minerals and are included in Minerals and Mineral Rights, net on both the preceding Assets Acquired table and on the Consolidated Balance Sheets.

(B) The amortization method for the purchased intangible assets approximates straight-line.

Acquisition Costs. The Operating Partnership recognized approximately \$5 million of acquisition related costs that were expensed during 2013. These costs are included within Selling, General and Administrative Expenses in the Consolidated Statements of Income.

PLUM CREEK TIMBERLANDS, L.P.
NOTES TO CONSOLIDATED FINANCIAL STATEMENTS (CONTINUED)

Actual and Pro Forma Impact of the Acquisition. The amount of revenue and net income included in the Operating Partnership's Consolidated Statements of Income from the Acquisition Date to December 31, 2013 are as follows (in millions):

Revenue	\$	3
Net Income	\$	—

The unaudited pro forma results presented below include the effects of the acquisition, including the share issuance, capital contribution from Plum Creek, and debt repayments discussed above, as if it had been consummated as of January 1, 2012. In addition to the historical revenues and expenses of the acquisition, the pro forma results include adjustments to conform the acquisition's timber depletion to the Operating Partnership's accounting method. Pro forma adjustments have been made for interest expense, including the note payable to finance the acquisition and the debt repaid following the capital contribution from Plum Creek. Pro forma adjustments include the elimination of substantially all of the historical income tax expense due primarily to Plum Creek's status as a REIT. Finally, pro forma adjustments have been made for mineral depletion and logging road depreciation, and for the equity earnings / (losses) that would have resulted from the Operating Partnership's equity method investment in MWV-CLP. No pro forma adjustments were made for timberland sales by MWV since the acres sold were not acquired by the Operating Partnership and were not included in the purchase price allocation. As a result, pro forma results for 2012 include revenue of \$99 million and related cost of sales of \$18 million from the sale of approximately 49,000 acres, and for 2013, pro forma results include revenue of \$87 million and related cost of sales of \$12 million from the sale of approximately 41,000 acres by MWV. The operating margin for future timberland sales from the acquisition is expected to be substantially lower than MWV's historical operating margin as a result of allocating a portion of the purchase price to timber and timberlands. The unaudited pro forma financial information has been prepared for comparative purposes only and is not necessarily indicative of either future results of operations or results that might have been achieved had the acquisition been consummated as of January 1, 2012.

	2013	2012
Pro Forma Revenue	\$ 1,491	\$ 1,513
Pro Forma Net Income	\$ 253	\$ 238

NOTE 3. INVENTORIES

Inventories, accounted for using the lower of average cost or market, consisted of the following (in millions):

	December 31, 2014	December 31, 2013
Raw Materials (primarily logs)	\$ 12	\$ 9
Work-In-Process	3	2
Finished Goods	31	30
	46	41
Supplies	15	14
Total	\$ 61	\$ 55

PLUM CREEK TIMBERLANDS, L.P.
NOTES TO CONSOLIDATED FINANCIAL STATEMENTS (CONTINUED)

NOTE 4. TIMBER AND TIMBERLANDS

Timber and Timberlands consisted of the following (in millions):

	December 31, 2014	December 31, 2013
Timber and Logging Roads, net	\$ 2,518	\$ 2,630
Timber Deeds, net	83	95
Timberlands	1,408	1,455
Timber and Timberlands, net	<u>\$ 4,009</u>	<u>\$ 4,180</u>

Timber and Timberlands. During 2014, the Operating Partnership disposed of approximately 184,000 acres, of which 136,000 acres were located in the Northern Resources Segment and 48,000 acres were located in the Southern Resources Segment.

During 2013, the Operating Partnership acquired approximately 501,000 acres of timberlands in Alabama, Georgia, South Carolina, Virginia, and West Virginia from MeadWestvaco Corporation ("MWV") for \$869 million. This acquisition was accounted for as a business combination and is described in Note 2 of the Notes to Consolidated Financial Statements.

Also during 2013, the Operating Partnership acquired approximately 50,000 acres of timberlands primarily located in Georgia and Alabama for a total of \$81 million. These purchases were financed primarily from the Operating Partnership's line of credit and have been accounted for as asset acquisitions. Timberland dispositions during 2013 were approximately 168,000 acres, of which 66,000 acres were located in the Northern Resources Segment and 102,000 acres were located in the Southern Resources Segment.

During the third quarter of 2013, the Operating Partnership's Northern Resources Segment recognized a \$4 million loss, representing the book basis of timber volume destroyed as a result of forest fires in Montana and Oregon.

Timber Deeds. The Operating Partnership owns two timber deeds in the Southern Resources Segment, both of which expire in 2020. The volume acquired under these timber deeds, along with future growth, is being harvested over the term of the deeds. The Operating Partnership reflects the purchase price of timber deeds in the Consolidated Statements of Cash Flows as outflows under Cash Provided by Operating Activities.

In March 2013, the Operating Partnership purchased a timber deed for \$18 million, which encompassed approximately 0.9 million tons of standing timber. In January 2012, the Operating Partnership purchased a timber deed for \$103 million, of which \$5 million was paid as a deposit in December 2011. The timber deed consisted of approximately 4.7 million tons of standing timber.

Impairments. The Operating Partnership's Real Estate Segment revenue consists of sales of higher and better use timberlands and sales of non-strategic timberlands. Occasionally, timberlands are sold at a loss. Each potential real estate sale is evaluated for a possible impairment in accordance with the accounting for long-lived assets classified as held for sale. At December 31, 2014, the book basis of real estate held for sale was \$98 million and was \$92 million as of December 31, 2013. Impairment losses are included in Cost of Goods Sold for Real Estate in our Consolidated Statements of Income.

PLUM CREEK TIMBERLANDS, L.P.
NOTES TO CONSOLIDATED FINANCIAL STATEMENTS (CONTINUED)

Impairment losses recorded for the potential sale of timberlands and the associated book basis after the impairment recognition were as follows for the **years ended December 31** (in millions):

	2014 ^(A)	2013	2012
Impairment Losses	\$ 7	\$ 4	\$ —
Book Basis of Property	\$ 46	\$ 37	\$ 4

^(A) During the fourth quarter of 2014, Plum Creek's Board of Directors approved the sale of approximately 165,000 acres of timberlands in Montana and Washington with a book basis of \$122 million to The Nature Conservancy for \$131 million. The sale closed in two phases - the first phase, which consisted of approximately 48,000 acres in Washington, closed in December 2014, and the second phase, which consisted of approximately 117,000 acres in Montana, closed in January 2015. Although the overall transaction resulted in a gain, the Operating Partnership recognized an impairment loss of \$7 million during 2014 in connection with the Washington portion of the sale. The book basis of the Montana portion of the sale is recorded as Assets Held for Sale in the Consolidated Balance Sheets as of December 31, 2014.

The fair values of the impaired assets were primarily determined based on external appraisals and an offer received from a third party. See Note 10 of the Notes to Consolidated Financial Statements.

Multiple-Element Arrangements. As stated above, during the fourth quarter of 2014, our Board of Directors approved the sale of approximately 165,000 acres in Montana and Washington to The Nature Conservancy for a total sales price of \$131 million. This sale closed in two phases with the sale of the Washington properties closing during the fourth quarter of 2014 and the sale of the Montana properties closing in January 2015. The total sales price of \$131 million was allocated among the Montana and Washington properties based on an external appraisal.

NOTE 5. MINERALS AND MINERAL RIGHTS

Minerals and Mineral Rights consisted of the following (in millions):

	December 31, 2014	December 31, 2013
Minerals, net	\$ 55	\$ 60
Mineral Rights, net	\$ 234	\$ 238
Minerals and Mineral Rights, net	<u>\$ 289</u>	<u>\$ 298</u>

Minerals. In connection with the timberland acquisition from MeadWestvaco Corporation on December 6, 2013 (see Note 2 of the Notes to Consolidated Financial Statements), the Operating Partnership acquired certain proven and probable coal reserves along with related surface lease intangibles (see below). The coal reserves had an estimated acquisition date fair value of \$50 million, and the surface leases had an estimated acquisition date fair value of \$7 million. Depletion expense associated with the minerals owned by the Operating Partnership was approximately \$1 million for each of the years ended December 31, 2014 and 2013.

PLUM CREEK TIMBERLANDS, L.P.
NOTES TO CONSOLIDATED FINANCIAL STATEMENTS (CONTINUED)

Mineral Rights. Acquired Mineral Rights and surface lease intangibles, all of which are finite-lived, consisted of the following (in millions):

	2014			2013		
	Gross Carrying Amount	Accumulated Amortization	Net Carrying Amount	Gross Carrying Amount	Accumulated Amortization	Net Carrying Amount
Mineral Rights - South Carolina ^(A)	\$ 76	\$ (2)	\$ 74	\$ 76	\$ —	\$ 76
Mineral Rights - Georgia ^(B)	156	(5)	151	156	(1)	155
Surface Leases ^(C)	10	(1)	9	7	—	7
Total Mineral Rights	<u>\$ 242</u>	<u>\$ (8)</u>	<u>\$ 234</u>	<u>\$ 239</u>	<u>\$ (1)</u>	<u>\$ 238</u>

(A) Relates to mineral rights in approximately 144 million tons of aggregate reserves at four quarries in South Carolina in which the Operating Partnership is entitled to an overriding royalty in connection with the gross proceeds from the sale of crushed stone from the quarries. Our mineral rights expire in 2052.

(B) In September 2013, the Operating Partnership acquired mineral rights in approximately 255 million tons of aggregate reserves at four quarries in Georgia for approximately \$156 million. The Operating Partnership is entitled to an overriding royalty in connection with the gross proceeds from the sale of crushed stone from these quarries. Our mineral rights expire in 2051.

(C) In connection with the timberland acquisition from MeadWestvaco Corporation on December 6, 2013, the Operating Partnership acquired certain proven and probable coal reserves (see above) along with the related surface leases. These surface lease intangibles had an estimated acquisition date fair value of \$7 million and are being amortized over ten years. The value of the surface leases is included in Mineral Rights, net.

During 2014, upon finalization of the valuation, the Operating Partnership adjusted its purchase price allocation and reclassified \$3 million from the acquired coal reserves to the surface leases. This reclassification was within Minerals and Mineral Rights, net on the Consolidated Balance Sheets. See Note 2 of the Notes to Consolidated Financial Statements.

The Operating Partnership's overriding royalty percentage associated with the 255 million tons of aggregate reserves and 144 million tons of aggregate reserves declines after five years and declines further after ten years. The Operating Partnership treats each year under the royalty arrangement as a separate unit of account. Based on projected sales volume over the term of the arrangement, the Operating Partnership estimates a weighted-average overriding royalty percentage. The Operating Partnership recognizes revenue based on the weighted-average overriding royalty percentage and records deferred revenue for overriding royalties received in excess of the weighted-average percentage.

PLUM CREEK TIMBERLANDS, L.P.
NOTES TO CONSOLIDATED FINANCIAL STATEMENTS (CONTINUED)

Depletion and amortization expense associated with the above acquired mineral rights and surface lease intangibles was \$6 million and \$1 million for the years ending December 31, 2014 and 2013, respectively. The following summarizes the estimated future depletion and amortization expense related to acquired intangibles held **at December 31, 2014** (in millions):

Year	Depletion and Amortization Expense
2015	\$ 7
2016	7
2017	7
2018	7
2019	7
Thereafter	199
Total	\$ 234

NOTE 6. INTANGIBLE ASSETS

Intangible Assets, all of which are finite-lived, consisted of the following (in millions):

	2014			2013		
	Gross Carrying Amount	Accumulated Amortization	Net Carrying Amount	Gross Carrying Amount	Accumulated Amortization	Net Carrying Amount
Wind Power Leases	\$ 10	\$ (1)	\$ 9	\$ 10	\$ —	\$ 10
Fiber Supply Agreement	5	—	5	5	—	5
Total	\$ 15	\$ (1)	\$ 14	\$ 15	\$ —	\$ 15

Wind Power Leases. In connection with the timberland acquisition from MeadWestvaco Corporation on December 6, 2013 (see Note 2 of the Notes to Consolidated Financial Statements), the Operating Partnership acquired certain wind power leases. The wind power leases had an acquisition date fair value of \$10 million. The value of the wind power leases is expected to be amortized on a straight-line basis over the twenty year term of the agreements.

Fiber Supply Agreement. Also, in connection with the timberland acquisition from MeadWestvaco Corporation in 2013, the Operating Partnership acquired a fiber supply agreement. The fiber supply agreement had an acquisition date fair value of \$5 million. The value of the fiber supply agreement is expected to be amortized on a straight-line basis over the ten year term of the agreement.

PLUM CREEK TIMBERLANDS, L.P.
NOTES TO CONSOLIDATED FINANCIAL STATEMENTS (CONTINUED)

Amortization expense associated with the above intangible assets was \$1 million and \$0 for the years ending December 31, 2014 and 2013, respectively. The following summarizes the estimated future amortization expense related to intangible assets held at **December 31, 2014** (in millions):

Year	Amortization Expense
2015	\$ 1
2016	1
2017	1
2018	1
2019	1
Thereafter	9
Total	\$ 14

See also Note 5 of the Notes to Consolidated Financial Statements.

NOTE 7. PROPERTY, PLANT AND EQUIPMENT

Property, Plant and Equipment consisted of the following (in millions):

	December 31, 2014	December 31, 2013
Land, Buildings and Improvements	\$ 97	\$ 91
Machinery and Equipment	331	323
	428	414
Accumulated Depreciation	(308)	(296)
Property, Plant and Equipment, net	\$ 120	\$ 118

NOTE 8. INCOME TAXES

Plum Creek Timberlands, L.P. is a wholly-owned limited partnership and therefore, not subject to income tax. Plum Creek Timberlands, L.P.'s taxable income is allocated 100% (directly and indirectly) to its parent, Plum Creek Timber Company, Inc., which has elected to be taxed as a REIT under sections 856-860 of the United States Internal Revenue Code. A REIT generally does not pay corporate-level income tax if it distributes 100% of its taxable income to shareholders and satisfies other organizational and operational requirements as set forth in the Internal Revenue Code. If a company fails to qualify as a REIT in any taxable year, it will be subject to federal income taxes at regular corporate rates (including any applicable alternative minimum tax) and may not be able to qualify as a REIT for four subsequent taxable years. The book basis of Plum Creek's assets and liabilities exceeds its tax basis by approximately \$1.8 billion at December 31, 2014.

The Operating Partnership conducts certain non-REIT activities through various wholly-owned taxable REIT subsidiaries, which are subject to corporate-level income tax. These activities include our manufacturing operations, the harvesting and sale of logs, the development and/or sale of some of the Operating Partnership's higher value timberlands, timber and wood fiber procurement services, coal leases, and the Operating Partnership's investment in real estate development ventures (see Note 16 of the Notes to Consolidated Financial Statements). The Operating Partnership's tax provision includes the tax expense and/or benefit associated with Plum Creek's wholly-owned taxable REIT subsidiaries, as well as any tax expense and/or benefit incurred by the REIT. The effective tax rate for the Operating Partnership is lower than the federal corporate statutory rate primarily due to Plum Creek's status as a REIT.

PLUM CREEK TIMBERLANDS, L.P.
NOTES TO CONSOLIDATED FINANCIAL STATEMENTS (CONTINUED)

The Operating Partnership recognizes interest and penalties, if incurred, related to income taxes in the Provision for Income Taxes in the Consolidated Statements of Income. During the years ended December 31, 2014, 2013 and 2012, amounts for interest and penalties included in the tax provision were insignificant. At December 31, 2014, and December 31, 2013, the Operating Partnership had no accrued interest or penalties related to income taxes.

The provision (benefit) for income taxes consists of the following for the **years ended December 31** (in millions):

	2014	2013	2012
Current Income Taxes:			
Federal	\$ 3	\$ —	\$ —
State	1	—	—
Deferred Income Taxes:			
Federal	4	(1)	(3)
State	(2)	—	—
Benefit from Operating Loss Carryforward	—	(1)	(1)
Change to Valuation Allowance	2	1	1
Provision (Benefit) for Income Taxes on Income from Continuing Operations	<u>\$ 8</u>	<u>\$ (1)</u>	<u>\$ (3)</u>

The provision (benefit) for income taxes is reconciled as follows to the federal statutory rate for the **years ended December 31** (in millions):

	2014	2013	2012
Provision for Income Taxes on Income from Continuing Operations Computed at the Federal Statutory Tax Rate of 35%	\$ 78	\$ 75	\$ 70
REIT Income not Subject to Federal Tax	(58)	(69)	(66)
Change to Valuation Allowance	2	1	1
State Income Tax Expense (Benefit), net of Federal Benefit	(1)	(1)	(1)
Permanent Book-Tax Differences	(13)	(7)	(7)
Provision (Benefit) for Income Taxes on Income from Continuing Operations	<u>\$ 8</u>	<u>\$ (1)</u>	<u>\$ (3)</u>

The federal statutory income tax rate is 35%. The income generated by the activities of the REIT is generally not subject to federal income tax. The permanent book-tax differences consist primarily of differences in cost basis for certain properties contributed (sold for tax purposes) to the taxable REIT subsidiaries that were subsequently sold, in which the tax basis exceeded the book basis.

Total income tax provision (benefit) was allocated as follows for the **years ended December 31** (in millions):

	2014	2013	2012
Income from Continuing Operations	\$ 8	\$ (1)	\$ (3)
Other Comprehensive Income	(7)	7	1
Additional Paid-In Capital (Share-Based Compensation)	—	(1)	—
Total Income Tax Provision (Benefit)	<u>\$ 1</u>	<u>\$ 5</u>	<u>\$ (2)</u>

PLUM CREEK TIMBERLANDS, L.P.
NOTES TO CONSOLIDATED FINANCIAL STATEMENTS (CONTINUED)

Deferred income taxes are provided for the temporary differences between the financial reporting basis and tax basis for the assets and liabilities of our various wholly-owned taxable REIT subsidiaries. The components of deferred income tax assets and liabilities are as follows at **December 31** (in millions):

	2014	2013
Deferred Income Tax Assets:		
Net Operating Loss Carryforwards	\$ 12	\$ 13
Accrued Compensation	8	9
Accrued Pension Benefits	16	9
Timber and Timberlands	15	13
Accrued Workers' Compensation Benefits	3	4
Other Accruals and Reserves	6	7
Valuation Allowance	(12)	(10)
	<u>48</u>	<u>45</u>
Deferred Income Tax Liabilities:		
Machinery and Equipment	(19)	(19)
	<u>(19)</u>	<u>(19)</u>
Deferred Income Tax Asset, net	<u>\$ 29</u>	<u>\$ 26</u>

The Operating Partnership has state net operating loss carryforwards for its taxable REIT subsidiaries of \$261 million at December 31, 2014, which includes a portion of net operating loss carryforwards related to the REIT (i.e. Plum Creek). REIT net operating losses are generated to the extent the deduction for dividends paid exceeds Plum Creek's taxable income. In certain states, the Operating Partnership files a combined tax return for the REIT and the taxable REIT subsidiaries (a unitary return) and, therefore, may be able to utilize a portion of the REIT's net operating losses. The Operating Partnership's total state net operating loss carryforward deferred income tax asset is \$12 million at December 31, 2014. The state net operating loss carryforwards will begin to expire in 2015.

At December 31, 2014, the Operating Partnership had a valuation allowance of \$12 million to reflect the estimated amount of deferred tax assets that may not be realized. The valuation allowance is related to certain state net operating loss carryforwards and other associated deferred tax assets that we do not believe it is more likely than not will be realized in future periods. The determination of the realization of deferred tax assets is based upon management's judgment of various future events and uncertainties, including the timing, nature and amount of future taxable income earned by certain wholly-owned subsidiaries. A valuation allowance is recognized if management believes it is more likely than not that some portion, or all, of the deferred tax asset will not be realized. The Operating Partnership has recorded gross deferred tax assets of \$65 million (net of a \$12 million valuation allowance) and \$61 million (net of a \$10 million valuation allowance) as of December 31, 2014 and December 31, 2013, respectively. Management believes that due to the reversal of various taxable temporary differences and/or the planned execution of prudent and feasible tax planning strategies, sufficient taxable income can be generated to utilize the company's remaining deferred tax assets for which a valuation allowance was determined to be unnecessary.

The net deferred income tax asset is classified on our Consolidated Balance Sheets as follows at **December 31** (in millions):

	2014	2013
Current Deferred Income Tax Asset	\$ 6	\$ 9
Non Current Deferred Income Tax Asset	23	17
Deferred Income Tax Asset, net	<u>\$ 29</u>	<u>\$ 26</u>

PLUM CREEK TIMBERLANDS, L.P.
NOTES TO CONSOLIDATED FINANCIAL STATEMENTS (CONTINUED)

As of December 31, 2014 and December 31, 2013, Plum Creek did not have any liabilities for unrecognized tax benefits. Except as described below, we believe the statute of limitations for tax assessments has expired for all tax years prior to 2010. Plum Creek continues to monitor the progress of ongoing income tax controversies. We do not currently believe there is a reasonable possibility of recording a liability for unrecognized tax benefits within the next twelve months.

Prior to 2011, Plum Creek was generally subject to corporate-level tax (built-in gains tax) when the Operating Partnership made a taxable disposition of certain properties acquired in a 2001 merger. The built-in gains tax applied to gains recognized from such asset sales to the extent that the fair value of the property exceeded its tax basis at the merger date. Built-in gains tax was generally not payable on dispositions of property to the extent the proceeds from such dispositions were reinvested in qualifying like-kind replacement property.

Plum Creek's 2008 federal income tax return is currently being audited by the Internal Revenue Service ("IRS"). The IRS has proposed an adjustment to Plum Creek's U.S. federal income tax treatment of the Timberland Venture formation transaction, which occurred on October 1, 2008, on the basis that the transfer of the timberlands to Southern Diversified Timber, LLC was a taxable transaction to Plum Creek at the time of the transfer rather than a nontaxable capital contribution to the Timberland Venture. Plum Creek has filed a protest with IRS Appeals.

If the IRS's position is upheld on administrative or judicial appeal, it could result in a maximum built-in gains tax liability of approximately \$100 million. In addition, Plum Creek could be required to accelerate the distribution to its stockholders of up to \$600 million of gain from the transaction. Plum Creek expects that as much as 80% of any such distribution could be made with Plum Creek's common stock, and stockholders would be subject to tax on the distribution at the applicable capital gains tax rate. Plum Creek would also be required to pay interest, which could be substantial, and, if applicable, penalties.

We believe the transfer of the timberlands was a nontaxable contribution to the Timberland Venture and not a taxable transaction. We have not accrued income taxes for financial reporting purposes with respect to this matter. We are confident in our position and believe that the proposed re-characterization of the Timberland Venture formation transaction by the IRS will ultimately be unsuccessful. We intend to vigorously contest this re-characterization.

NOTE 9. BORROWINGS

Outstanding borrowings of the Operating Partnership, all of which are unsecured, consist of the following (in millions):

	December 31, 2014	December 31, 2013
Line of Credit maturing 2019, 1.34% at 12/31/14, based on LIBOR plus 1.25%	\$ 95	\$ 467
Term Credit Agreement due 2019, 1.67% at 12/31/14, based on LIBOR plus 1.50%.	225	225
Senior Notes due 2015, 5.875% less unamortized discount of \$0.8 at 12/31/14, effective rate of 6.11%	439	438
Senior Notes due 2021, 4.70% less unamortized discount of \$0.2 at 12/31/14, effective rate of 4.71%	568	568
Senior Notes due 2023, 3.25% less unamortized discount of \$2.2 at 12/31/14, effective rate of 3.34%	323	323
Installment Note Payable due 2023, 5.207%	860	860
Total Long-Term Debt	<u>2,510</u>	2,881
Less: Current Portion of Long-Term Debt	439	—
Less: Line of Credit	95	467
Long-Term Portion	<u>\$ 1,976</u>	<u>\$ 2,414</u>

PLUM CREEK TIMBERLANDS, L.P.
NOTES TO CONSOLIDATED FINANCIAL STATEMENTS (CONTINUED)

Line of Credit. The Operating Partnership has a \$700 million revolving line of credit agreement that matures on January 15, 2019. The weighted-average interest rate for the borrowings on the line of credit was 1.34% and 1.37% as of December 31, 2014 and December 31, 2013, respectively. The interest rate on the line of credit is currently LIBOR plus 1.25%, including the facility fee. This rate can range from LIBOR plus 1% to LIBOR plus 2% depending on our debt ratings. Subject to customary covenants, the line of credit allows for borrowings from time to time up to \$700 million, including up to \$60 million of standby letters of credit. Borrowings on the line of credit fluctuate daily based on cash needs. As of December 31, 2014, we had \$95 million of borrowings and \$2 million of standby letters of credit outstanding; \$603 million remained available for borrowing under our line of credit. As of January 2, 2015, all of the borrowings under our line of credit were repaid. The line of credit has been classified as a current liability in our Consolidated Balance Sheet as of December 31, 2014 because the Operating Partnership used its cash as of December 31, 2014 to repay the amount outstanding.

Term Credit Agreement. The Operating Partnership has a \$225 million term credit agreement that matures on April 3, 2019. The interest rate on the term credit agreement was 1.67% and 1.66% as of December 31, 2014 and 2013, respectively. The interest rate on the term credit agreement is based on LIBOR plus 1.50%. After giving effect to patronage distributions, the effective net interest rate on the term loan was approximately 1% as of both December 31, 2014 and 2013. See "*Patronage*" below. The term loan agreement is subject to covenants that are substantially the same as those of our revolving line of credit. The term credit agreement allows for prepayment of the borrowings at any time prior to the maturity date without premium or penalty.

Senior Notes. The Operating Partnership has outstanding Senior Notes with various maturities and fixed interest rates. During 2013, the Operating Partnership repaid all of its privately placed borrowings with various lenders ("Private Debt"). See "*Debt Principal Payments*" below for a discussion of these repayments.

As of December 31, 2014, the Operating Partnership had publicly issued and outstanding approximately \$1.3 billion aggregate principal amount of Senior Notes ("Public Debt"). The Public Debt is issued by the Partnership and is fully and unconditionally guaranteed by Plum Creek Timber Company, Inc. This amount includes \$439 million of 5.875% Public Debt which matures in 2015, \$569 million of 4.70% Public Debt which matures in 2021 and \$325 million of 3.25% Public Debt which matures in 2023.

The Senior Notes are redeemable prior to maturity; however, they are subject to a premium on redemption, which is based upon interest rates of U.S. Treasury securities having similar average maturities. The premium that would have been due upon early retirement approximated \$114 million at December 31, 2014 and \$117 million at December 31, 2013.

Plum Creek Timber Company, Inc. and the Operating Partnership have filed a shelf registration statement with the Securities and Exchange Commission. Under the shelf registration statement, Plum Creek Timber Company, Inc., from time to time, may offer and sell any combination of preferred stock, common stock, depositary shares, warrants and guarantees, and the Operating Partnership may from time to time, offer and sell debt securities. Plum Creek and the Operating Partnership intend to maintain a shelf registration statement with respect to such securities.

Installment Note Payable. The Operating Partnership has an \$860 million installment note payable to MWV Community Development and Land Management, LLC ("MWV CDLM") which was issued in connection with the acquisition of certain timberland assets (see Note 2 of the Notes to Consolidated Financial Statements). Following the acquisition, MWV CDLM pledged the installment note to certain banks in the farm credit system. The annual interest rate on the installment note is fixed at 5.207%. After giving effect to patronage distributions, the Operating Partnership's effective net interest rate on the installment note was approximately 4.5% as of both December 31, 2014 and December 31, 2013. See "*Patronage*" below.

During the ten-year term of the note, interest is paid semi-annually with the principal due upon maturity. The installment note matures on December 6, 2023, but may be extended at the request of the holder if the Operating Partnership at the time of the request intends to refinance all or a portion of the installment note for a term of five years or more. The installment note is generally not redeemable prior to maturity except in certain limited circumstances and could be

PLUM CREEK TIMBERLANDS, L.P.
NOTES TO CONSOLIDATED FINANCIAL STATEMENTS (CONTINUED)

subject to a premium on redemption. The installment note is subject to covenants similar to those of our revolving line of credit and term credit agreement.

Patronage. The Operating Partnership receives patronage refunds under the term credit agreement and the installment note payable. Patronage refunds are distributions of profits from banks in the farm credit system, which are cooperatives that are required to distribute profits to their members. Patronage distributions, which are made in either cash or stock, are received in the year after they were earned. The Operating Partnership earned approximately \$8 million of patronage during 2014. The Operating Partnership earned approximately \$3 million of patronage during 2013. Patronage refunds are recorded as a reduction to interest expense in the year earned.

Debt Principal Payments. The table below summarizes the debt principal payments made for the years ended December 31 (in millions):

	2014	2013
Public Debt	\$ —	\$ 24
Private Debt	—	260
Term Credit Agreement	—	225
Total	<u>\$ —</u>	<u>\$ 509</u>

During 2013, the Operating Partnership prepaid approximately \$10 million of principal of Private Debt, \$24 million of principal of Public Debt and \$225 million of principal of the term credit agreement. These prepayments resulted in a \$4 million loss. The \$4 million loss is classified as Loss on Extinguishment of Debt in the Consolidated Statements of Income.

Debt Maturities. The aggregate maturities on all debt agreements are as follows as of December 31, 2014 (in millions):

Maturity	Debt Agreements
2015	\$ 439
2016	—
2017	—
2018	—
2019	320
Thereafter	1,754
Total	<u>\$ 2,513</u>

Debt Covenants. The Operating Partnership's debt agreements contain various restrictive covenants, including requiring that we maintain certain interest coverage and maximum leverage ratios. The Operating Partnership's term loan, revolving line of credit and installment note payable each contain a covenant restricting our ability to make any restricted payments, which includes dividend payments, if we are in default under our debt agreements. The Operating Partnership was in compliance with all of its borrowing agreement covenants as of December 31, 2014.

PLUM CREEK TIMBERLANDS, L.P.
NOTES TO CONSOLIDATED FINANCIAL STATEMENTS (CONTINUED)

NOTE 10. FAIR VALUE MEASUREMENTS

Assets and Liabilities Measured at Fair Value on a Recurring Basis. The Operating Partnership's fair value measurements of its cash equivalents, available-for-sale securities, and trading securities, measured on a recurring basis, are categorized as Level 1 measurements under the fair value hierarchy in the Accounting Standards Codification. A Level 1 valuation is based on quoted prices in active markets at the measurement date for identical unrestricted assets or liabilities. Summarized below are the Level 1 assets reported in the Operating Partnership's financial statements at fair value, measured on a recurring basis (in millions):

	Balance at December 31, 2014	Fair Value Measurements at Reporting Date Using Quoted Prices in Active Markets of Identical Assets (Level 1 Measurements)
Cash Equivalents ^(A)	\$ 90	\$ 90
Available-for-Sale Securities ^(B)	43	43
Trading Securities ^(B)	5	5
Total	<u>\$ 138</u>	<u>\$ 138</u>

	Balance at December 31, 2013	Fair Value Measurements at Reporting Date Using Quoted Prices in Active Markets of Identical Assets (Level 1 Measurements)
Cash Equivalents ^(A)	\$ 428	\$ 428
Available-for-Sale Securities ^(B)	40	40
Trading Securities ^(B)	5	5
Total	<u>\$ 473</u>	<u>\$ 473</u>

^(A) Consists of several money market funds and is included in the \$92 million and \$433 million of Cash and Cash Equivalents in the Consolidated Balance Sheets at December 31, 2014 and December 31, 2013, respectively.

^(B) Consists of several mutual funds and is included in Investment in Grantor Trusts in the Consolidated Balance Sheets at December 31, 2014 and December 31, 2013. At December 31, 2014, investments in these mutual funds were approximately 45% in domestic (U.S.) equities, 25% in international equities and 30% in debt securities.

Available-for-Sale Securities. Certain investments in the grantor trusts relate to the Operating Partnership's non-qualified pension plans and are classified as available-for-sale securities. The Operating Partnership has invested in various money market, debt and equity mutual funds and plans to use these investments to fund its non-qualified pension obligations. Unrealized holding gains and losses are included as a component of accumulated other comprehensive income. The Operating Partnership records changes in unrealized holding gains and losses in Other Comprehensive Income, unless an other than temporary impairment has occurred, which is then charged to expense. Changes in the fair value of available-for-sale securities were not material to the Operating Partnership's financial position or results of operations for the years ended December 31, 2014 and December 31, 2013. As of December 31, 2014 and 2013, the amortized cost of the available-for-sale securities was approximately \$31 million and \$28 million, respectively. See Note 11 of the Notes to Consolidated Financial Statements.

Trading Securities. Certain investments in the grantor trusts relate to the Operating Partnership's deferred compensation plans and are classified as trading securities. Deferred compensation amounts are invested in various money market, debt and equity mutual funds. The Operating Partnership plans to use these investments to fund deferred compensation obligations. Realized gains and losses and changes in unrealized gains and losses (and a corresponding amount of compensation expense) are recognized in the Operating Partnership's Consolidated Statements of Income. Deferred compensation obligations are included in Other Liabilities and were \$5 million at both

PLUM CREEK TIMBERLANDS, L.P.
NOTES TO CONSOLIDATED FINANCIAL STATEMENTS (CONTINUED)

December 31, 2014 and 2013. Changes in the fair value of trading securities were not material to the Operating Partnership's financial position or results of operations for the years ended December 31, 2014 and December 31, 2013.

Other Instruments. Summarized below are the carrying amount and fair value of the Operating Partnership's debt (estimated using the discounted cash flow method) along with the categorization under the fair value hierarchy in the Accounting Standards Codification (in millions):

	Carrying Amount at December 31, 2014	Fair Value at December 31, 2014			Total
		Quoted Prices In Active Markets for Identical Assets (Level 1)	Significant Observable Inputs (Level 2)	Significant Unobservable Inputs (Level 3)	
Public Debt ^(A)	\$ 1,330	\$ —	\$ 1,398	\$ —	\$ 1,398
Term Credit Agreement ^(B)	225	—	225	—	225
Line of Credit ^(C)	95	—	95	—	95
Installment Note Payable ^(D)	860	—	906	—	906
Total Debt	\$ 2,510	\$ —	\$ 2,624	\$ —	\$ 2,624

	Carrying Amount at December 31, 2013	Fair Value at December 31, 2013			Total
		Quoted Prices In Active Markets for Identical Assets (Level 1)	Significant Observable Inputs (Level 2)	Significant Unobservable Inputs (Level 3)	
Public Debt ^(A)	\$ 1,329	\$ —	\$ 1,361	\$ —	\$ 1,361
Term Credit Agreement ^(B)	225	—	225	—	225
Line of Credit ^(C)	467	—	467	—	467
Installment Note Payable ^(D)	860	—	845	—	845
Total Debt	\$ 2,881	\$ —	\$ 2,898	\$ —	\$ 2,898

(A) Fair value of the Operating Partnership's Public Debt (publicly issued Senior Notes) is estimated using multiple market quotes for the Operating Partnership's public bonds.

(B) Fair value is estimated by adjusting the spread over LIBOR to a current market quote for comparable debt.

(C) Fair value is estimated by adjusting the spread over LIBOR to a current market quote for comparable credit lines.

(D) Fair value is estimated by adjusting the spread over the applicable Treasury rate to a current market quote for comparable debt.

PLUM CREEK TIMBERLANDS, L.P.
NOTES TO CONSOLIDATED FINANCIAL STATEMENTS (CONTINUED)

Assets and Liabilities Measured at Fair Value on a Nonrecurring Basis. The Operating Partnership's fair value measurements of its assets and liabilities, measured on a nonrecurring basis, are categorized as Level 3 measurements under the fair value hierarchy in the Accounting Standards Codification. A Level 3 valuation is based on unobservable inputs that are supported by little or no market activity and that are significant to the fair value of the assets or liabilities. Summarized below are the Level 3 assets reported in the Operating Partnership's financial statements at fair value, measured on a nonrecurring basis, during the **years ended December 31** (in millions):

	2014	Fair Value Measurements Using Significant Unobservable Inputs (Level 3 Measurements)	Net Gain (Loss)
Timberlands Held for Sale ^(A)	\$46	\$46	\$(7)
Total			\$(7)

	2013	Fair Value Measurements Using Significant Unobservable Inputs (Level 3 Measurements)	Net Gain (Loss)
Timberlands Held for Sale ^(B)	\$37	\$37	\$(4)
Total			\$(4)

(A) During 2014, timberlands held for sale with a carrying value totaling \$53 million were written down to their fair value (net of estimated selling costs) of \$46 million, resulting in a loss of \$7 million, which was included in earnings for the year ended December 31, 2014. These timberlands were sold in December 2014. See Note 4 of the Notes to Consolidated Financial Statements. The fair value for the property was based on an external appraisal. The external appraisal was derived using comparable sales.

(B) During 2013, timberlands held for sale for three different properties with a carrying value totaling \$41 million were written down to their fair value (net of estimated selling costs) of \$37 million, resulting in a loss of \$4 million, which was included in earnings for the year ended December 31, 2013. The fair value for two of the properties was based on external appraisals which were derived from a combination of comparable sales and discounted future cash flows. The discounted future cash flows were based on estimated future timber prices and operating expenses. The fair value for the remaining property was based on an offer received by the Operating Partnership from a third party.

NOTE 11. PARTNERS' CAPITAL

During 2008, PC Ventures I, LLC ("PC Ventures"), a 100% wholly-owned subsidiary of Plum Creek Timber Company, Inc., borrowed \$783 million from an entity in which a subsidiary of the Operating Partnership has an equity interest (the Timberland Venture). See Note 16 of the Notes to Consolidated Financial Statements. PC Ventures used the proceeds from the borrowing to make a \$783 million capital contribution to the Operating Partnership in exchange for a Series T-1 Redeemable Preferred Limited Partnership Interest in the Operating Partnership ("Series T-1 Preferred Interest"). The Operating Partnership has no ownership interest in PC Ventures.

The Series T-1 Preferred Interest provides for a return of 7.375% per annum (approximately \$58 million) on its contributed capital of \$783 million. Distributions are payable on February 15th, May 15th, August 15th, and November 15th each year. The Series T-1 Preferred Interest is redeemable upon liquidation of the Operating Partnership. The Series T-1 Preferred Interest has a preference in liquidation over the Common Partnership Interests (Partners' Capital) to the extent the Operating Partnership has available assets to distribute to the Series T-1 Preferred Interest.

PLUM CREEK TIMBERLANDS, L.P.
NOTES TO CONSOLIDATED FINANCIAL STATEMENTS (CONTINUED)

On November 4, 2013, Plum Creek completed an equity offering, resulting in the issuance of 13.9 million additional shares of common stock for net proceeds of \$607 million. Following the equity offering, Plum Creek made a \$607 million capital contribution to the Operating Partnership. The proceeds from this capital contribution were used by the Operating Partnership to pay the cash portion of the timberland acquisition from MeadWestvaco Corporation and the acquisition related transaction fees, with the balance used to pay down approximately \$376 million of the Operating Partnership's outstanding debt. See Note 2 of the Notes to Consolidated Financial Statements.

Comprehensive Income

Comprehensive income includes net income, actuarial gains and losses associated with our defined benefit pension plans, unrealized gains and losses on available-for-sale securities and a gain for the effective portion of a derivative transaction designated as a cash flow hedge. Comprehensive income was as follows for the **years ended December 31** (in millions):

	Pretax Amount	Tax Expense (Benefit)	After-Tax Amount
December 31, 2012			
Net Income before Allocation to Series T-1 Preferred Interest and Partners			\$ 261
Unrealized Holding Gains (Losses)	\$ 2	\$ —	2
Defined Benefit Plans:			
Actuarial Gain (Loss)	(2)	—	(2)
Reclassification to Net Income	4	1	3
Total Comprehensive Income			<u>\$ 264</u>
December 31, 2013			
Net Income before Allocation to Series T-1 Preferred Interest and Partners			\$ 272
Unrealized Holding Gains (Losses)	\$ 5	\$ —	5
Defined Benefit Plans:			
Actuarial Gain (Loss)	25	6	19
Reclassification to Net Income	5	1	4
Derivative Gain (Loss) on Cash Flow Hedge	5	—	5
Total Comprehensive Income			<u>\$ 305</u>
December 31, 2014			
Net Income before Allocation to Series T-1 Preferred Interest and Partners			\$ 272
Unrealized Holding Gains (Losses)	\$ 1	\$ —	1
Defined Benefit Plans:			
Actuarial Gain (Loss)	(34)	(7)	(27)
Reclassification to Net Income	2	—	2
Derivative Instruments:			
Amortization of Gain Reclassified to Interest Expense	—	—	—
Total Comprehensive Income			<u>\$ 248</u>

PLUM CREEK TIMBERLANDS, L.P.
NOTES TO CONSOLIDATED FINANCIAL STATEMENTS (CONTINUED)

The components of accumulated other comprehensive income, net of tax, were as follows at **December 31** (in millions):

	Net Unrealized Holding Gain (Loss)	Defined Benefit Plan Actuarial Net Loss	Gain on Cash Flow Hedge	Total
December 31, 2012	\$ 8	\$ (40)	\$ —	\$ (32)
Other Comprehensive Income (Loss) before Reclassifications	5	19	5	29
Amounts Reclassified from Accumulated Other Comprehensive Income (Loss) ^(A)	—	4	—	4
December 31, 2013	\$ 13	\$ (17)	\$ 5	\$ 1
Other Comprehensive Income (Loss) before Reclassifications	1	(27)	—	(26)
Amounts Reclassified from Accumulated Other Comprehensive Income (Loss) ^(A)	—	2	—	2
December 31, 2014	\$ 14	\$ (42)	\$ 5	\$ (23)

^(A) Amortization of actuarial gains and losses on the Operating Partnership's defined benefit pension plans is included in the computation of pension cost. See Note 12 of the Notes to Consolidated Financial Statements.

Cash Flow Hedge. On December 6, 2013, the Operating Partnership issued an \$860 million installment note to MWV Community Development and Land Management, LLC ("MWV CDLM") in connection with the acquisition of certain timberland assets (see Notes 2 and 9 of the Notes to Consolidated Financial Statements). To hedge against interest rate risk, the Operating Partnership entered into several forward treasury lock transactions following the announcement of the acquisition on October 28, 2013. These transactions, which were executed prior to issuance of the installment note, are accounted for as cash flow hedges. These transactions settled on December 6, 2013, the date the installment note was issued, and the Operating Partnership received proceeds of \$5 million that are reflected in Other Operating Activities on the Consolidated Statements of Cash Flows. The Operating Partnership recorded a gain of \$5 million, the effective portion of the hedge, in Other Comprehensive Income. This gain is being amortized as a reduction to interest expense on the installment note over its term of ten years. The Operating Partnership is not a party to any other derivative arrangements.

NOTE 12. EMPLOYEE PENSION AND RETIREMENT PLANS

Pension Plan—General. Plum Creek Timberlands, L.P. sponsors defined benefit pension plans that cover substantially all employees of the Operating Partnership. Most of the Operating Partnership's salaried and all hourly employees who complete one year of service in which they work at least 1,000 hours are eligible to participate in the plan. Participants vest after three years of service. The cash balance benefits for salaried employees are determined based primarily on certain percentages of compensation, age, years of service and interest accrued based on the 30-year Treasury bond rate. Participants who were employees of the Operating Partnership on September 1, 2000, earn benefits based on the greater of the cash balance formula or a monthly pension benefit that is principally based on the highest monthly average earnings during any consecutive sixty-month out of 120-month period and the number of years of service credit. The benefits to hourly employees are generally based on a fixed amount per year of service.

The Operating Partnership maintains a qualified defined benefit pension plan and two non-qualified defined benefit pension plans. Assets related to the non-qualified plans are held in a grantor trust and are subject to the claims of creditors in the event of bankruptcy. As a result, pension assets for the non-qualified plans are not considered plan assets, and therefore, have not been netted against our pension liability. Pension assets for the non-qualified plans are included in "Investment in Grantor Trusts" and the related pension liability is included in "Other Current Liabilities" and "Other Liabilities" in our Consolidated Balance Sheets.

PLUM CREEK TIMBERLANDS, L.P.
NOTES TO CONSOLIDATED FINANCIAL STATEMENTS (CONTINUED)

Funded Status. The following table provides a reconciliation of benefit obligations, plan assets, and funded status of the plans for the years ended December 31 (in millions):

	2014	2013
Change in Benefit Obligation		
Benefit Obligation at Beginning of Period	\$ 178	\$ 181
Service Cost	7	7
Interest Cost	8	8
Actuarial (Gain) Loss	32	(12)
Benefits Paid	(7)	(6)
Benefit Obligation at End of Period	<u>\$ 218</u>	<u>\$ 178</u>
Change in Plan Assets		
Fair Value of Plan Assets at Beginning of Period	\$ 144	\$ 128
Actual Return on Plan Assets	7	22
Employer Contributions	10	—
Benefits Paid	(7)	(6)
Fair Value of Plan Assets at End of Period	<u>154</u>	<u>144</u>
Funded Status—December 31	<u>\$ (64)</u>	<u>\$ (34)</u>
Amounts Recognized in the Consolidated Balance Sheet		
Other Assets	\$ —	\$ 10
Other Current Liabilities	(5)	(5)
Other Liabilities	(59)	(39)
Total	<u>\$ (64)</u>	<u>\$ (34)</u>

Note: The Benefit Obligation reflects both the qualified and non-qualified plans while the Plan Assets reflects only the qualified plan. The actuarial loss reflected in the change in benefit obligation for 2014 is due primarily to a change in the interest rate assumptions (decreased discount rates) for measuring our pension liabilities as of December 31, 2014, and to a lesser extent, a change in our mortality assumptions (plan participants are living longer). The actuarial gain reflected in the change in benefit obligation for 2013 is due primarily to a change in the interest rate assumptions (increased discount rates) for measuring our pension liabilities as of December 31, 2013.

The following table sets forth the benefit obligation, accumulated benefit obligation, plan assets, and assets held in the grantor trust for the qualified and non-qualified pension plans as of December 31 (in millions):

	Qualified Pension Plan		Non-Qualified Pension Plans	
	2014	2013	2014	2013
Projected Benefit Obligation	\$ 164	\$ 134	\$ 54	\$ 44
Accumulated Benefit Obligation	154	126	45	36
Plan Assets	154	144	N/A	N/A
Assets Held in the Grantor Trust	N/A	N/A	43	40

Pension contributions are significantly impacted by investment returns and changes in interest rates. It is generally the Operating Partnership's policy to fund the qualified plan annually such that the fair value of plan assets equals or exceeds the actuarially computed accumulated benefit obligation (the approximate actuarially computed current pension obligation if the plan was discontinued) over a market cycle (generally 3 to 5 years). During 2014, the Operating Partnership contributed \$9 million to the qualified pension plan and contributed \$1 million to its grantor trust associated with the non-qualified plans. During 2013, the Operating Partnership did not make any contributions to the qualified pension plan or to its grantor trust associated with the non-qualified plans. Based on current interest rates and expected

PLUM CREEK TIMBERLANDS, L.P.
NOTES TO CONSOLIDATED FINANCIAL STATEMENTS (CONTINUED)

returns, the Operating Partnership expects 2015 contributions to the qualified pension plan to range between \$4 million and \$8 million. During 2015, the Operating Partnership expects to contribute between \$1 million and \$4 million to its grantor trust associated with the non-qualified plans.

Pension Cost and Assumptions. The components of pension cost recognized in net income are as follows for the years ended December 31 (in millions):

	2014	2013	2012
Service Cost	\$ 7	\$ 7	\$ 6
Interest Cost	8	8	8
Expected Return on Plan Assets	(9)	(9)	(7)
Recognized Actuarial Loss	2	5	4
Total Pension Cost	<u>\$ 8</u>	<u>\$ 11</u>	<u>\$ 11</u>

The components of pension cost recognized in comprehensive income are as follows for the years ended December 31 (in millions):

	2014	2013	2012
Net Actuarial Loss (Gain)	\$ 34	\$ (25)	\$ 2
Amortization of Net Actuarial Loss	(2)	(5)	(4)
Total (Gain) Loss Recognized in Other Comprehensive Income	<u>\$ 32</u>	<u>\$ (30)</u>	<u>\$ (2)</u>
Combined Pension Cost Recognized in Comprehensive Income	<u>\$ 40</u>	<u>\$ (19)</u>	<u>\$ 9</u>

Amounts included in accumulated other comprehensive income are as follows as of December 31 (in millions):

	2014	2013
Net Loss	\$ 54	\$ 22
Deferred Tax Benefit	\$ (13)	\$ (6)

During 2015, the Operating Partnership expects \$4 million of the \$54 million net actuarial loss to be included as a component of our total pension cost.

The qualified pension plan allows terminated employees to elect to receive pension benefits either as a lump-sum distribution or as annuity payments. The non-qualified plans only provide for lump-sum distributions. Management estimates that approximately half of the qualified plan participants will elect a lump-sum payment upon termination. Therefore, approximately 50% of the benefit obligation for the qualified plan is discounted based on high quality corporate bond yields while approximately 50% of the qualified plan and 100% of the non-qualified plans are discounted based on yields on 30-year U.S. Treasury bonds. Weighted-average assumptions used to determine benefit obligation are as follows:

	December 31, 2014	December 31, 2013
Discount Rates		
Annuity Distributions	4.15%	5.05%
Lump-Sum Distributions	3.04%	3.80%
Rate of Compensation Increase	3.45%	3.45%

PLUM CREEK TIMBERLANDS, L.P.
NOTES TO CONSOLIDATED FINANCIAL STATEMENTS (CONTINUED)

Weighted-average assumptions used to determine net periodic benefit cost for the **years ended December 31**:

	2014	2013	2012
Discount Rate	5.05%	4.35%	4.95%
Expected Long-Term Return on Plan Assets	7.25%	7.25%	7.50%
Rate of Compensation Increase	3.45%	3.45%	3.45%

To develop the expected long-term rate of return on plan assets assumption, the Operating Partnership considered the current level of expected returns on risk-free investments (primarily government bonds), the historical level of the risk premium associated with the other asset classes in which the portfolio is invested and the expectations for future returns on each asset class. The expected return for each asset class was then weighted based on the target asset allocation to develop the expected long-term rate of return on plan assets assumption for the portfolio. This resulted in the selection of the 7.25% assumption as of January 1, 2014 and as of January 1, 2013.

The market related value of plan assets for the qualified plan is a calculated value that spreads unexpected investment returns over three years. The market-related value of assets held in a grantor trust for the non-qualified plans is fair market value. The market-related values are used to determine the amount of net actuarial loss/gain which is recognized as a component of pension cost. There has been no change in the method for determining the market-related value of assets since the prior valuation.

The benefit obligation and net periodic pension cost are impacted by assumptions for plan participants' life expectancies. In determining the benefit obligation at December 31, 2014, the Operating Partnership updated its mortality assumptions to reflect increased life expectancies. The updated mortality assumptions did not impact the 2014 net periodic pension cost and will not significantly impact future net periodic pension costs.

Investment Policies and Strategies. Investment allocation decisions are made to achieve maximum returns at a reasonable risk for the Operating Partnership's pension assets over a full market cycle and are made without regard to future pension obligations. At December 31, 2014, target allocations for the various asset classes are as follows:

Large Capitalization Domestic Equities	32%
Small and Mid-Size Capitalization Domestic Equities	7%
International Equities	26%
Fixed Income	35%

The Operating Partnership currently uses actively managed funds and index funds, utilizing seven fund managers, to capture favorable returns in various asset classes and to diversify risk. All asset classes are invested in a diversified portfolio and fund managers are expected to be well diversified with respect to company, industry and economic sectors. Equity investments consist primarily of common stocks, common stock equivalents and preferred stock. Fixed income investments consist primarily of investments in U.S. treasuries, agencies of the U.S. Government, corporations, municipalities, banks, foreign bonds and other financial institutions. Pension assets are analyzed at least quarterly and rebalanced as needed to maintain the target allocations.

Over a full market cycle, the investment goals (net of related fees) for the Operating Partnership's various asset classes are as follows:

- Large Cap. Domestic Equities—For actively managed funds performance should exceed the applicable benchmark (e.g., Russell 1000 Growth or Russell 1000 Value Indexes) by 0.50% per annum, while index funds should match the performance of the applicable benchmark (e.g. S&P 500 Index).
- Small and Mid. Cap. Domestic Equities—For index funds performance should match the applicable benchmark (e.g. Russell 2000 Index).

PLUM CREEK TIMBERLANDS, L.P.
NOTES TO CONSOLIDATED FINANCIAL STATEMENTS (CONTINUED)

- International Equities—For actively managed funds performance should exceed the applicable benchmark (e.g. MSCI EAFE Index) by 1.00% per annum, while index funds should match the performance of the applicable benchmark (e.g. MSCI Emerging Markets Index).
- Fixed Income Securities—Fund performance should exceed the applicable benchmark (e.g., Barclays Capital Aggregate Bond, Barclays Capital High Yield, or Barclays Capital U.S. Credit Indexes) by 0.25% per annum.

Fair Value of Pension Plan Assets. The fair values of each major class of plan assets were as follows as of **December 31, 2014** (in millions):

	Quoted Prices In Active Markets for Identical Assets (Level 1)	Significant Observable Inputs (Level 2)	Total
Money Market Funds	\$ 1	\$ —	\$ 1
Mutual Funds invested in:			
Large Cap. Domestic Equity Securities	16	—	16
Small and Mid. Cap. Domestic Equity Securities	11	—	11
International Equity Securities	40	—	40
Fixed Income Securities	8	—	8
Collective Trust Funds invested in:			
Large Cap. Domestic Equity Securities	—	34	34
Fixed Income Securities	—	8	8
Limited Partnership Interest invested in:			
Fixed Income Securities	—	36	36
Total Investments Measured at Fair Value	\$ 76	\$ 78	\$ 154

The fair values of each major class of plan assets were as follows as of December 31, 2013 (in millions):

	Quoted Prices In Active Markets for Identical Assets (Level 1)	Significant Observable Inputs (Level 2)	Total
Money Market Funds	\$ —	\$ —	\$ —
Mutual Funds invested in:			
Large Cap. Domestic Equity Securities	16	—	16
Small and Mid. Cap. Domestic Equity Securities	11	—	11
International Equity Securities	38	—	38
Fixed Income Securities	40	—	40
Collective Trust Funds invested in:			
Large Cap. Domestic Equity Securities	—	32	32
Fixed Income Securities	—	7	7
Total Investments Measured at Fair Value	\$ 105	\$ 39	\$ 144

The valuation techniques and inputs used to measure fair value for each major class of plan assets were as follows (there have been no changes in these techniques and inputs during the year ended December 31, 2014):

- The fair value of mutual funds is derived from quoted market prices in active markets at the measurement date.

PLUM CREEK TIMBERLANDS, L.P.
NOTES TO CONSOLIDATED FINANCIAL STATEMENTS (CONTINUED)

- The fair value of the underlying assets of the collective trust funds and limited partnership interest is determined using the net asset values. The net asset values are based on the fair value of the underlying assets, minus their liabilities, and then divided by the number of units outstanding at the valuation date. The unit price is based primarily on observable market data of the fund's underlying assets.

Projected Benefit Payments. The following table presents expected future benefit payments projected based on the same assumptions used by the Operating Partnership to measure the benefit obligation and estimate future employee service (in millions):

Year	Projected Benefit Payments
2015	\$ 17
2016	18
2017	27
2018	15
2019	16
2020 through 2024	78

Thrift and Profit Sharing Plan. The Operating Partnership sponsors an employee thrift and profit sharing plan under Section 401(k) of the Internal Revenue Code. This plan covers substantially all full-time employees. The Operating Partnership matches employee contributions of up to six percent of compensation at rates ranging from 35% to 100%, depending upon financial performance.

The employer match was 100% for 2014, 2013 and 2012. Amounts charged to expense relating to the Operating Partnership's thrift and profit sharing plan were \$5 million in 2014 and \$4 million in 2013 and 2012.

NOTE 13. SHARE-BASED COMPENSATION PLANS

All of Plum Creek's activities are conducted through the Operating Partnership, therefore all share-based compensation expense is allocated to the Operating Partnership. Proceeds from the exercise of Plum Creek stock options are retained by Plum Creek Timber Company, Inc.

Plum Creek Timber Company, Inc. has a stockholder approved Stock Incentive Plan ("the Plan") that provides for the award of shares of Plum Creek stock including, but not limited to, common stock awards, restricted stock units and value management awards. Under the Plan, there are 6.1 million shares of Plum Creek Timber Company, Inc. common stock reserved and eligible for issuance. At December 31, 2014, 0.6 million shares of the 6.1 million reserved shares have been used and, therefore, 5.5 million shares remain available for future grants of common stock awards and restricted stock units or payments of vested value management awards. The number of shares to be issued in connection with value management awards is not determined until the end of their respective performance periods. New shares are issued for payment under the Plan for awards that pay out in shares or where the participant can elect payment in shares.

Value Management Awards. Value management awards provide incentive compensation to participants that is contingent upon Plum Creek's performance over a three-year period measured separately against the performance of peer groups consisting of forest products companies, the S&P 500 Index and the MSCI U.S. REIT Index over the same period.

Value management awards are earned in whole or in part based on a sliding scale. No award is earned if Plum Creek's total shareholder return is below the 25th percentile of the peer group. The full value management award is earned if Plum Creek's total shareholder return is above the 85th percentile. The value of an award between the 25th percentile

PLUM CREEK TIMBERLANDS, L.P.
NOTES TO CONSOLIDATED FINANCIAL STATEMENTS (CONTINUED)

and the 85th percentile is based on a sliding scale between 0% and 200% of the face value. A unit has a face value of \$100, which equates performance to the 55th percentile.

Amounts earned, if any, are paid in the quarter immediately following the end of the three-year performance period. Unless otherwise specified by the participant, each payment will be paid in cash, except that any officer not in compliance with Plum Creek's stock ownership guidelines is required to receive up to half of the payment value in Plum Creek's common stock. To be entitled to the payment, a participant must be employed by the Operating Partnership on the last day of the performance period.

Value management awards activity was as follows for the year ended December 31, 2014:

	Units
Nonvested, January 1, 2014	256,133
Granted	145,080
Vested	(123,080)
Forfeited	(6,975)
Nonvested, December 31, 2014	<u><u>271,158</u></u>

Presented below is a summary of outstanding value management awards and related fair values, unrecognized compensation expense and maximum value as of **December 31, 2014** (dollars in millions):

Performance Period	Outstanding Units	Fair Value ^(A)	Unrecognized Compensation Expense	Maximum Award Value ^(B)
2012 to 2014	120,280	\$ 0.3	\$ —	\$ 24.1
2013 to 2015	129,203	\$ 2.5	\$ 0.8	\$ 25.8
2014 to 2016	141,955	\$ 6.3	\$ 4.0	\$ 28.4

(A) The estimated fair value includes unrecognized compensation expense.

(B) Maximum award value is based on a unit value of \$200.

Presented below is a summary of earned and paid (primarily in cash) value management awards for the following three-year performance periods:

Performance Period	Payout Value per Unit	Total Payout (millions)	Payment Date
2012 to 2014	\$ 3	\$ 0.3	1st Quarter 2015
2011 to 2013	\$ 35	\$ 2.7	1st Quarter 2014
2010 to 2012	\$ 0	\$ 0.0	Not Earned
2009 to 2011	\$ 0	\$ 0.0	Not Earned

Grants of value management awards are classified and accounted for as liabilities. As a result, the expense recognized over the performance period for value management awards will equal the fair value (i.e., cash value) of an award as of the last day of the performance period multiplied by the number of awards that are earned. The quarterly expense is recognized during the performance period based on the fair value of value management awards as of the end of the most recent quarter. Prior to the end of the performance period, compensation costs for value management awards are based on the awards' most recent quarterly fair values and the number of months of service rendered during the performance period.

PLUM CREEK TIMBERLANDS, L.P.
NOTES TO CONSOLIDATED FINANCIAL STATEMENTS (CONTINUED)

Fair values for value management awards are computed based on Plum Creek's historical relative total shareholder return compared to the peer group from the beginning of the performance period to the end of the most recent quarter, and its simulated relative total shareholder return through the end of the performance period. The simulated total shareholder return of Plum Creek and the peer group is computed using a Monte Carlo simulation. The key assumptions used in the simulation of Plum Creek's and the peer group's total shareholder return are volatility, beta (the measure of how Plum Creek's stock moves relative to the market as a whole) and risk-free interest rate.

Restricted Stock Units. Under the Plan, restricted stock units of Plum Creek Timber Company, Inc. may be awarded to certain directors, officers and employees of the Operating Partnership. The recipients of restricted stock units generally have the right to receive a cash amount equal to any dividends paid on Plum Creek's common stock during the restriction period and upon vesting, the right to receive an equal number of shares of Plum Creek's common stock. Restricted stock units generally vest over a four-year period at a rate of 25% per year. If employment is terminated prior to vesting, all unvested restricted stock units are forfeited. The weighted-average grant date fair value of restricted stock units granted for the years ended December 31, 2014, 2013 and 2012 was \$42.04, \$47.93 and \$39.00, respectively. The fair value of restricted stock units is based on the closing price of Plum Creek's common stock on the date of grant.

Restricted stock unit activity was as follows for the **year ended December 31, 2014**:

	Units	Weighted-Average Grant Date Fair Value
Nonvested, January 1, 2014	366,133	\$ 43.35
Granted	228,765	\$ 42.04
Vested	(133,236)	\$ 41.71
Forfeited	(48,090)	\$ 42.12
Nonvested, December 31, 2014	<u>413,572</u>	<u>\$ 43.30</u>

The total fair value of restricted stock units that vested during the years ended December 31, 2014, 2013 and 2012 was approximately \$6 million, \$5 million and \$4 million, respectively.

Awards of Common Stock. Under the Plan, common stock of Plum Creek Timber Company, Inc. may be awarded to directors, officers and employees of the Operating Partnership. The common stock is granted without restriction or vesting provisions. During 2014, 24,053 shares of Plum Creek common stock were granted/issued. The weighted-average grant date fair value of common stock awards granted for the years ended December 31, 2014, 2013, and 2012 was \$42.14, \$48.47 and \$38.93, respectively. The fair value of common stock awards is based on the closing price of Plum Creek's common stock on the date of grant. The total fair value of common stock awards that were issued during 2014, 2013 and 2012 was \$1 million, \$1 million and \$0.7 million, respectively.

Stock Options. Under the Plan, non-qualified stock options may be granted to directors, officers and employees of the Operating Partnership. Each stock option granted allows the recipient the right to purchase Plum Creek's common stock at the fair market value of Plum Creek's common stock on the date of grant. Generally, the stock options have a ten-year term and vest over a four-year period at a rate of 25% per year. Under the Plan, the exercise price of an option may not be reduced. No stock options have been awarded since 2011.

PLUM CREEK TIMBERLANDS, L.P.
NOTES TO CONSOLIDATED FINANCIAL STATEMENTS (CONTINUED)

Presented below is a summary of Plum Creek's stock option Plan activity for the year ended December 31, 2014:

	Shares Subject to Options	Weighted- Average Exercise Price	Weighted- Average Remaining Contractual Life (Years)	Aggregate Intrinsic Value (Millions)
Outstanding, January 1, 2014	1,928,961	\$ 38.47		
Granted	—	—		
Exercised/Surrendered	(70,425)	35.54		
Cancelled/Forfeited	(12,238)	36.36		
Outstanding, December 31, 2014	1,846,298	\$ 38.59	4.0	\$ 8
Vested or Expected to Vest, December 31, 2014	1,846,298	\$ 38.59	4.0	\$ 8
Exercisable, December 31, 2014	1,713,696	\$ 38.37	4.0	\$ 8

The table below presents stock activity related to stock options exercised during the years ended December 31 (in millions):

	2014	2013	2012
Proceeds from Stock Options Exercised	\$ 3	\$ 37	\$ 18
Intrinsic Value of Stock Options Exercised	\$ 1	\$ 12	\$ 6
Tax Benefit Related to Stock Options Exercised	\$ —	\$ 2	\$ 1

Accounting for Share-Based Compensation. Share-based employee compensation cost is recognized based on fair value (see "Accounting for Share-Based Compensation" in Note 1 of the Notes to Consolidated Financial Statements). Stock options and most restricted stock units vest 25% per year over a four-year vesting period. Compensation cost related to these awards is recognized using the straight-line method over the four-year vesting period. The table below presents total compensation expense and recognized tax benefits for all share-based compensation plans (including both awards paid in stock and cash) for the years ended December 31 (in millions):

	2014	2013	2012
Share-based Compensation Expense	\$ 6	\$ 13	\$ 13
Recognized Tax Benefits	\$ 1	\$ 2	\$ 2

At December 31, 2014, there was \$16 million of total unrecognized compensation cost related to nonvested share-based compensation arrangements granted under the Plan. That cost is expected to be recognized over a weighted-average period of approximately two years.

PLUM CREEK TIMBERLANDS, L.P.
NOTES TO CONSOLIDATED FINANCIAL STATEMENTS (CONTINUED)

NOTE 14. DETAIL OF CERTAIN BALANCE SHEET ACCOUNTS

Certain balance sheet accounts consisted of the following (in millions):

	December 31, 2014	December 31, 2013
Other Current Assets		
Prepaid Expenses	\$ 8	\$ 7
Taxes Receivable	4	3
Notes Receivable	—	3
Deposits	2	2
Real Estate Development Properties	1	—
	<u>\$ 15</u>	<u>\$ 15</u>
Other Non-Current Assets		
Real Estate Development Properties	\$ 12	\$ 13
Unamortized Debt Issue Costs	7	8
Deposits	8	8
Qualified Pension Asset	—	10
Intangible Assets	14	15
Other	4	—
	<u>\$ 45</u>	<u>\$ 54</u>
Other Current Liabilities		
Long-Term Incentive Compensation	\$ —	\$ 3
Accrued Pension Liability	5	5
Workers' Compensation	1	1
Other	4	1
	<u>\$ 10</u>	<u>\$ 10</u>
Other Non-Current Liabilities		
Timber Obligations	\$ 5	\$ 5
Deferred Compensation	6	6
Long-Term Incentive Compensation	4	8
Accrued Pension Liability	59	39
Deferred Revenue	12	7
Workers' Compensation	7	9
Other	8	5
	<u>\$ 101</u>	<u>\$ 79</u>

PLUM CREEK TIMBERLANDS, L.P.
NOTES TO CONSOLIDATED FINANCIAL STATEMENTS (CONTINUED)

NOTE 15. COMMITMENTS AND CONTINGENCIES

Contingencies. The Operating Partnership is subject to regulations regarding forest, harvest and manufacturing practices and is, from time to time, involved in various legal proceedings, including, but not limited to, environmental and regulatory matters, incidental to its business. Reserves have been established for any probable losses. Except as discussed elsewhere, management does not believe that these matters, individually or in the aggregate, are material. However, it is possible that one or more of these matters could become material in the future, and an unfavorable outcome in one or more of these matters could have a material negative financial impact on the Operating Partnership. See also Note 8 of the Notes to Consolidated Financial Statements for a discussion of a tax proceeding involving Plum Creek.

MDF Fire Loss and Related Insurance Recoveries. During 2014, the Operating Partnership incurred a fire loss at its Medium Density Fiberboard ("MDF") facility. The estimated net book value of the MDF building and equipment damaged by the fire was \$2 million.

The Operating Partnership carries property insurance which is expected to reimburse the Operating Partnership for costs incurred to rebuild the damaged building and equipment along with any related lost earnings (i.e. business interruption insurance). During 2014, the Operating Partnership recorded a gain related to insurance recoveries of \$13 million. Insurance recoveries received were \$10 million for the costs incurred during 2014 to rebuild or replace the damaged building and equipment and \$3 million for business interruption costs. Substantially all of the costs incurred to rebuild or replace the damaged building and equipment were capitalized during 2014. The \$2 million fire loss and related \$13 million insurance recoveries resulted in a net \$11 million gain and is included in operating income for the Manufacturing Segment and in Other Operating Income (Expense), net in the Consolidated Statements of Income.

During 2015, the Operating Partnership expects to recognize additional insurance recoveries of approximately \$2 million related primarily to additional costs to restore the damaged building and equipment. Insurance proceeds related to reimbursed costs to restore the damaged property are reported when received under investing activities and insurance proceeds associated with lost earnings are reported under operating activities in the Consolidated Statements of Cash Flows.

Contractual Obligations. The Operating Partnership has contracted to source logs and supply fiber with customers under long-term agreements at prevailing market rates. The agreements expire beginning in 2015 through 2038, with the majority having various renewal options by either party. These renewal options are for periods ranging from two years to fifteen additional years.

Lease Commitments. The Operating Partnership leases buildings and equipment under non-cancelable operating lease agreements. Operating lease expense was \$4 million in both 2014 and 2013 and \$3 million in 2012. Additionally, the Operating Partnership has timber obligations related to certain timberlands where the Operating Partnership acquired title to standing timber at the inception of the leases. The following summarizes the future minimum operating lease payments and obligations in connection with leasing timberlands at **December 31, 2014** (in millions):

	Operating Leases	Timber Obligations
2015	\$ 4	\$ 1
2016	4	—
2017	4	—
2018	4	—
2019	3	—
Thereafter	12	4
Total	<u>\$ 31</u>	<u>\$ 5</u>

PLUM CREEK TIMBERLANDS, L.P.
NOTES TO CONSOLIDATED FINANCIAL STATEMENTS (CONTINUED)

NOTE 16. EQUITY METHOD INVESTMENTS

Real Estate Development Ventures. On December 6, 2013, in connection with the MeadWestvaco timberland acquisition (see Note 2 of the Notes to Consolidated Financial Statements) the Operating Partnership and MeadWestvaco Corporation ("MWV") formed a limited liability company (MWV-Charleston Land Partners, LLC or "MWV-CLP"). The Operating Partnership contributed cash to MWV-CLP and MWV contributed real estate development properties, which consisted of both residential and commercial properties currently under development ("Class A Properties") and high-value development lands ("Class B Properties"). The Operating Partnership contributed \$12 million in exchange for a 5% interest in Class A Properties and \$140 million in exchange for a 50% interest in Class B Properties. MWV contributed 22,000 acres of Class A Properties with an agreed upon value of \$252 million in exchange for a 95% interest in Class A Properties and 87,000 acres of Class B Properties with an agreed upon value of \$279 million in exchange for a 50% interest in Class B Properties. During 2014, the company's ownership interest in the Class A Properties decreased from 5% to 4% due to capital calls by MWV-CLP for which the company declined to participate.

An affiliate of MWV has been hired to manage the day-to-day operations of MWV-CLP. Oversight of the Class A Properties is governed by a board of directors consisting of four members of which the Operating Partnership has one board member. Oversight of the Class B Properties is governed by a board of directors consisting of six members of which the Operating Partnership has three board members. The Operating Partnership uses the equity method of accounting for both its Class A and Class B interests.

The total purchase price for the MeadWestvaco timberlands and related assets was \$1.1 billion of which \$139 million was allocated to our equity method investments in MWV-CLP. Our share of the book value of MWV-CLP's net assets as of the acquisition date was approximately \$52 million. This basis difference of \$87 million will be amortized (i.e., additional expense) into equity earnings (loss) in future periods as the real estate properties are sold and/or as the timber on these properties is harvested.

Timberland Venture. In 2008, a subsidiary of the Operating Partnership, Plum Creek Timber Operations I, LLC ("PC Member"), contributed 454,000 acres of timberlands located in its Southern Resources Segment to Southern Diversified Timber, LLC ("the Timberland Venture") in exchange for a \$705 million preferred interest and a 9% common interest valued at \$78 million. The Timberland Venture's other member, an affiliate of The Campbell Group LLC, contributed \$783 million of cash in exchange for 91% of the Timberland Venture's common interest. Following the formation of the Timberland Venture, PC Ventures borrowed \$783 million from the Timberland Venture. PC Ventures used the proceeds from the borrowing to make a \$783 million capital contribution to the Operating Partnership. See Note 11 of the Notes to Consolidated Financial Statements.

PC Member's preferred interest in the Timberland Venture is entitled to a cumulative preferred return equal to 7.875% per annum (approximately \$56 million). The Timberland Venture cannot make distributions on the common interests until all current period and prior period preferred returns have been paid. Preferred return distributions are payable on March 15th and September 15th each year.

The activities of the Timberland Venture consist primarily of the ownership of timberlands and entering into cutting contracts with an affiliate of The Campbell Group for the sale and harvesting of timber. An affiliate of The Campbell Group is the manager of the Timberland Venture. The manager and the other member control the day-to-day operating decisions of the Timberland Venture. PC Member retains certain protective rights that require its consent before the Timberland Venture can take certain actions. For example, without PC Member's consent and subject to certain exceptions, the Timberland Venture generally cannot sell properties, incur indebtedness, file for bankruptcy or enter into contracts with affiliates which are not arm's length.

No gain was recognized in connection with the contribution of the timberlands to the venture in 2008. The book basis in the contributed timberlands was \$174 million, and PC Member capitalized costs of \$9 million in connection with the transfer. The Timberland Venture recorded the contributed timberlands at fair value, or \$783 million. The difference between the beginning book basis in the venture (\$174 million) and PC Member's share of the equity in the net assets

PLUM CREEK TIMBERLANDS, L.P.
NOTES TO CONSOLIDATED FINANCIAL STATEMENTS (CONTINUED)

of the venture (\$783 million) was allocated between standing timber (\$289 million) and land (\$320 million). In addition to the allocation of earnings to our common and preferred interests, the basis difference associated with standing timber is amortized into equity earnings based on the timber harvested during the period compared to the timber expected to be harvested over one timber rotation (approximately 27 years). The basis difference associated with land is recognized in equity earnings in the period in which timberlands are sold by the venture based on a per acre rate. Since the inception of the Timberland Venture through December 31, 2014, the Operating Partnership has recognized \$49 million in equity earnings related to the amortization of the basis difference.

Both our preferred and common interests are accounted for based on the equity method of accounting. Equity earnings of the Timberland Venture are first allocated to our preferred interest to the extent of our preferred return with any excess earnings allocated among the common interests based on ownership percentage (i.e., 9% to our common interest). All of the equity earnings will be allocated to our preferred interest in years in which our preferred return equals or exceeds the earnings of the Timberland Venture. To the extent of any shortfall in equity earnings (cumulative preferred return in excess of allocated equity earnings), future years' earnings will be allocated to our preferred interest when the earnings of the Timberland Venture exceed our preferred return. At December 31, 2014, the cumulative shortfall in allocated equity earnings is \$28 million. In addition to equity earnings associated with our common and preferred interests, equity earnings include the amortization of the difference between the book basis of our investment in the Timberland Venture and our share of the Timberland Venture's net assets. Equity earnings for the Timberland Venture consist of the following for the **years ended December 31** (in millions):

	2014	2013	2012
Preferred Interest	\$ 54	\$ 53	\$ 51
Common Interest	—	—	—
Amortization of Basis Difference	9	10	8
Total Equity Earnings from Timberland Venture	<u>\$ 63</u>	<u>\$ 63</u>	<u>\$ 59</u>

Distributions from the Timberland Venture consist of the following for the **years ended December 31** (in millions):

	2014	2013	2012
Preferred Interest	\$ 56	\$ 55	\$ 56
Common Interest	1	1	—
Total Distributions from Timberland Venture	<u>\$ 57</u>	<u>\$ 56</u>	<u>\$ 56</u>

As of December 31, 2014 and December 31, 2013, the undistributed earnings from the Timberland Venture were \$33 million and \$27 million, respectively.

The Timberland Venture can only be liquidated with the consent of both members. However, upon the nine year anniversary of the Timberland Venture, PC Member has the right for a six-month period to cause the Timberland Venture to redeem the other member's interest. The other Timberland Venture member has a similar redemption right after the seven year anniversary (October 1, 2015 to March 31, 2016). Upon liquidation or redemption, the members' interests (i.e. capital accounts) will be adjusted to reflect the fair value of the Timberland Venture's net assets. The adjustment would first be allocated to our preferred interest if there exists an accumulated shortfall in net income attributable to our preferred interest but only to the extent that the fair value of the net assets of the Timberland Venture exceed book basis.

For the years ended December 31, 2014, 2013, and 2012, the Timberland Venture was considered a Significant Subsidiary in accordance with the financial reporting requirements of the Securities and Exchange Commission. Accordingly, the audited financial statements of the Timberland Venture are attached as an exhibit to Plum Creek's 2014 Form 10-K filing.

PLUM CREEK TIMBERLANDS, L.P.
NOTES TO CONSOLIDATED FINANCIAL STATEMENTS (CONTINUED)

NOTE 17. VARIABLE INTEREST ENTITIES

Real Estate Development Ventures. The MWV-Charleston Land Partners, LLC ("MWV-CLP") (see Note 16 of the Notes to Consolidated Financial Statements) is a variable interest entity. The primary activities of MWV-CLP are the active development of residential and commercial real estate on approximately 22,000 acres ("Class A Properties") and the identification, entitlement, marketing, and selling of approximately 71,000 acres of high-value rural and development-quality lands ("Class B Properties"). MWV-CLP is managed by an affiliate of MeadWestvaco Corporation ("MWV"). MWV-CLP is financed by regular capital calls from the manager of MWV-CLP in proportion to a member's ownership interest. If a member does not make a capital contribution, the member's ownership interest is diluted. The Operating Partnership has committed to contribute capital of at least \$39 million over the next six years in connection with its interest in Class B Properties. The Operating Partnership has not provided any financing for MWV-CLP other than its initial capital contribution of \$152 million in 2013 and its ongoing capital calls under the LLC agreement. Capital contributions of \$9 million were made during 2014. The Operating Partnership does not intend to provide any other sources of financing for MWV-CLP.

The Operating Partnership is not the primary beneficiary of MWV-CLP. The Operating Partnership considers the activities that most significantly impact the economic performance of MWV-CLP to be the day-to-day operating decisions along with the oversight responsibilities for the real estate development projects and properties. MWV has the power to direct the activities of MWV-CLP that most significantly impact its economic performance through its ability to manage the day-to-day operations of MWV-CLP. MWV also has the ability to control all management decisions associated with the 22,000 acres of Class A Properties through its majority representation on the board of directors for the Class A Properties and its joint control of the Class B Properties due to its equal representation on the board of directors for the Class B Properties.

The carrying amount of our investment in MWV-CLP is \$126 million at December 31, 2014 and \$139 million at December 31, 2013 and is reported in the Consolidated Balance Sheets as Equity Investment in Real Estate Development Ventures. Our maximum exposure to loss is \$126 million, our carrying amount of our investment, plus any future capital contributions we elect to contribute to MWV-CLP. At a minimum, the Operating Partnership has agreed to make capital contributions in connection with its interest in Class B Properties of \$39 million over the next six years. The Operating Partnership has a 50% ownership interest in the Class B Properties, and therefore, is entitled to 50% of the earnings or losses associated with these properties. Additionally, the Operating Partnership has a 4% ownership interest in the Class A Properties in which it is generally entitled to 4% of the earnings or losses associated with these properties.

Timberland Venture. The Timberland Venture (see Note 16 of the Notes to Consolidated Financial Statements) is a variable interest entity. The primary operating activities of the Timberland Venture consist of owning timberlands and entering into cutting contracts with an affiliate of the other member. Besides quarterly distributions to PC Ventures which it uses to fund interest payments on the loan owed by PC Ventures, the Operating Partnership has not provided financing or other support to the venture. The venture generates sufficient cash from operating activities to finance its operations.

We are not the primary beneficiary of the Timberland Venture. PC Member does not manage the day-to-day operations of the Timberland Venture, has only limited protective rights and its involvement is generally limited to receiving distributions on its preferred and common interests. We are not the primary beneficiary because we do not direct the activities that most significantly impact the Timberland Venture's economic performance. We believe that the activities that most significantly impact the Timberland Venture's economic performance include managing the timberlands along with the timing and extent of the harvesting activities, neither of which we control.

PLUM CREEK TIMBERLANDS, L.P.
NOTES TO CONSOLIDATED FINANCIAL STATEMENTS (CONTINUED)

The carrying amount of the investment is \$217 million at December 31, 2014 and \$211 million at December 31, 2013, and it is reported in the Consolidated Balance Sheets as Equity Investment in Timberland Venture. Our maximum exposure to loss is \$217 million, the carrying amount of the investment. Generally, losses are first allocated among the common interests based on positive capital accounts in which we hold a 9% common interest. No losses are allocated to our preferred interest (\$705 million) until the common interests have absorbed losses of approximately \$861 million.

NOTE 18. RELATED PARTY TRANSACTIONS

Transactions with Parent. The Operating Partnership's parent, Plum Creek Timber Company, Inc., provides share-based compensation plans that cover employees of the Operating Partnership (see Note 13 of the Notes to Consolidated Financial Statements). All of Plum Creek's activities are conducted through the Operating Partnership. Therefore, all share-based compensation expense is allocated to the Operating Partnership.

Transactions with Other Related Parties. A subsidiary of the Operating Partnership, Plum Creek Timber Operations I, LLC ("PC Member") has a common and preferred interest in Southern Diversified Timber, LLC ("the Timberland Venture"), which is accounted for under the equity method of accounting. See Note 16 of the Notes to Consolidated Financial Statements. Equity earnings and distributions from the Timberland Venture were as follows for the **years ended December 31** (in millions):

	2014	2013	2012
Equity Earnings	\$ 63	\$ 63	\$ 59
Distributions	57	56	56

In 2008, PC Ventures borrowed \$783 million from the Timberland Venture for a 10-year term at a fixed annual interest rate of 7.375%. PC Ventures used the proceeds from the borrowing to make a \$783 million capital contribution to the Operating Partnership in exchange for a Series T-1 Redeemable Preferred Limited Partnership Interest. See Note 11 of the Notes to Consolidated Financial Statements. The Operating Partnership made the following cash distributions to PC Ventures for the **years ended December 31** (in millions):

	2014	2013	2012
Cash Distributions	\$ 58	\$ 58	\$ 58

NOTE 19. SEGMENT INFORMATION

The Operating Partnership is organized into seven operating segments based on the nature of the business activities of each component. Each operating segment has a separate management team. The measurement of operating segment results is generally consistent with the presentation of the Consolidated Statements of Income. Intersegment Revenues are recorded at market prices, which are determined at least quarterly, and are eliminated in the consolidated results. Several operating segments have sales outside of the U.S. (see Export Revenues), but the Operating Partnership does not hold any long-lived foreign assets. The Operating Partnership's reportable segments are: (1) Northern Resources, (2) Southern Resources, (3) Real Estate, (4) Manufacturing, (5) Energy and Natural Resources, and (6) Other. The Other Segment is composed of two operating segments that do not meet the criteria to be individually reported or aggregated with another reportable segment.

The Operating Partnership evaluates performance of the segments based on operating income before interest, unallocated corporate expenses and taxes. Asset information is not reported by segment, as the Operating Partnership does not produce such information internally.

PLUM CREEK TIMBERLANDS, L.P.
NOTES TO CONSOLIDATED FINANCIAL STATEMENTS (CONTINUED)

Northern Resources Segment. The Northern Resources Segment consists of timberlands located in Maine, Michigan, Montana, New Hampshire, Oregon, Vermont, Washington, West Virginia and Wisconsin. The Northern Resources Segment grows timber for sale primarily in domestic regional markets. Additionally, some logs are sold in export markets, mainly to China and Canada. The Northern Resources Segment sells softwood and hardwood sawlogs and softwood and hardwood pulpwood. Softwood and hardwood sawlogs are sold primarily to regional lumber and plywood manufacturers. Logs harvested in Montana are sold mostly to the Operating Partnership's Manufacturing Segment (see Intersegment Revenues). Softwood and hardwood pulpwood is sold to regional paper and packaging manufacturers.

Southern Resources Segment. The Southern Resources Segment consists of timberlands located in Alabama, Arkansas, Florida, Georgia, Louisiana, Mississippi, North Carolina, South Carolina, Texas and Virginia. The Southern Resources Segment grows timber for sale in domestic regional markets. The Southern Resources Segment sells primarily softwood sawlogs and pulpwood. Additionally, some logs are sold in export markets, mainly to Europe and Asia. Softwood sawlogs are sold to regional lumber and plywood manufacturers. Softwood pulpwood is sold to regional paper and packaging manufacturers, producers of oriented strand board, and producers of wood pellets for use in bioenergy. Additionally, the Southern Resources Segment leases its timberlands to third parties on an annual basis for recreational purposes.

Real Estate Segment. The Real Estate Segment consists of sales of higher value timberlands and non-strategic timberlands. We estimate that included in the Operating Partnership's 6.6 million acres of timberlands are approximately 775,000 acres of higher value timberlands, which are expected to be sold and/or developed over the next fifteen years for recreational, conservation, commercial and residential purposes. Included within the 775,000 acres of higher value timberlands are approximately 500,000 acres we expect to sell for recreational uses, approximately 200,000 acres we expect to sell for conservation and approximately 75,000 acres that are identified as having development potential. The Operating Partnership has approximately 225,000 acres of non-strategic timberlands, which are expected to be sold in smaller scale transactions over the near and medium term. In addition to these 225,000 acres, the Operating Partnership may also make sales of non-strategic timberlands in larger scale transactions to commercial timberland buyers as opportunities arise. In the meantime, all of our timberlands continue to be managed productively in our business of growing and selling timber.

Some of our real estate activities, including our real estate development business, are conducted through our wholly-owned taxable REIT subsidiaries. Properties developed internally by the Operating Partnership will generally be low-intensity development limited to obtaining entitlements. Larger and more complicated projects needing more invested capital may be developed through third party ventures.

Manufacturing Segment. The Manufacturing Segment consists of two lumber mills, two plywood mills, two medium density fiberboard ("MDF") facilities in Montana and one lumber remanufacturing facility in Idaho. The lumber facilities produce boards, studs, and dimension lumber and the panel facilities produce high-quality plywood and MDF panels. All of these products are targeted to domestic wood products retailers, home construction, industrial customers, and to a lesser extent, for export primarily to Canada and Mexico. Residual chips that are not used internally may be sold to regional pulp and paper manufacturers. Revenues from the Manufacturing Segment by product line were as follows for the **years ended December 31** (in millions):

	2014	2013	2012
Lumber	\$ 109	\$ 95	\$ 78
Plywood	87	92	91
MDF	172	175	155
Total	<u>\$ 368</u>	<u>\$ 362</u>	<u>\$ 324</u>

PLUM CREEK TIMBERLANDS, L.P.
NOTES TO CONSOLIDATED FINANCIAL STATEMENTS (CONTINUED)

Energy and Natural Resources Segment. The Energy and Natural Resources Segment consists primarily of the net earnings derived from the Operating Partnership's non-timber natural resources. The Segment includes overriding royalties in connection with the Operating Partnership's ownership of aggregate mineral rights. The overriding royalties are earned as the underlying aggregates are sold. These mineral rights exist at four quarries in South Carolina and four quarries in Georgia, all of which are operated by Vulcan Materials Company. The Segment also includes royalties from third-party lessees associated with the extraction of oil, natural gas, aggregates and other minerals, and wind leases from the lands the Operating Partnership owns. Additionally, the Energy and Natural Resources Segment includes revenues the Operating Partnership earns in connection with granting oil and gas exploration rights and communication and transportation rights of way. Some of the Energy and Natural Resources Segment's activities are conducted through the Operating Partnership's wholly-owned taxable REIT subsidiaries.

Other Segment. The Other Segment includes revenues and expenses associated with our new business of providing timber and wood-fiber procurement services by the harvesting and selling of trees from timberlands that are not owned by the Operating Partnership. Additionally, equity earnings (losses) associated with the Operating Partnership's investment in MWV-Charleston Land Partners, LLC (see Note 16 of the Notes to Consolidated Financial Statements) are reported in the Other Segment. These activities are conducted through our wholly-owned taxable REIT subsidiaries. There were no similar activities in 2013 or 2012.

PLUM CREEK TIMBERLANDS, L.P.
NOTES TO CONSOLIDATED FINANCIAL STATEMENTS (CONTINUED)

The tables below present information about reported segments for the years ended December 31 (in millions):

	Northern Resources ^(A)	Southern Resources	Real Estate ^(B)	Manufacturing ^(C)	Energy and Natural Resources ^(D)	Other ^(E)	Total ^(F)
2014							
External Revenues	\$ 236	\$ 531	\$ 289	\$ 368	\$ 34	\$ 18	\$ 1,476
Intersegment Revenues	28	—	—	—	—	—	28
Export Revenues	10	9	—	28	—	—	47
Depreciation, Depletion and Amortization	28	82	1	14	8	—	133
Basis of Real Estate Sold	—	—	129	—	—	—	129
Other Operating Gain	—	—	—	11	2	—	13
Equity Earnings	—	—	—	—	—	3	3
Operating Income	44	137	133	49	25	2	390
2013							
External Revenues	\$ 234	\$ 435	\$ 286	\$ 362	\$ 23	\$ —	\$ 1,340
Intersegment Revenues	26	—	—	—	—	—	26
Export Revenues	15	6	—	29	—	—	50
Depreciation, Depletion and Amortization	30	65	1	16	3	—	115
Basis of Real Estate Sold	—	—	91	—	—	—	91
Other Operating Gain	—	—	—	—	1	—	1
Equity Earnings	—	—	—	—	—	—	—
Operating Income	32	108	169	43	19	—	371
2012							
External Revenues	\$ 224	\$ 417	\$ 352	\$ 324	\$ 22	\$ —	\$ 1,339
Intersegment Revenues	22	—	—	—	—	—	22
Export Revenues	19	2	—	32	—	—	53
Depreciation, Depletion and Amortization	26	67	1	15	1	—	110
Basis of Real Estate Sold	—	—	138	—	—	—	138
Other Operating Gain	—	—	—	—	—	—	—
Equity Earnings	—	—	—	—	—	—	—
Operating Income	20	90	187	29	19	—	345

(A) During 2013, the Northern Resources Segment recognized a loss of \$4 million related to forest fires, which is included in depreciation, depletion and amortization in the consolidated financial statements.

(B) The Operating Partnership recognized impairment losses on sales of timberlands expected to close within a twelve-month period of \$7 million in 2014, \$4 million in 2013 and less than \$1 million in 2012. The transaction related to the 2014 impairment loss closed in December 2014 (see Note 4 of the Notes to Consolidated Financial Statements). Impairments are recognized as part of Cost of Goods Sold and reflected as part of Operating Income.

PLUM CREEK TIMBERLANDS, L.P.
NOTES TO CONSOLIDATED FINANCIAL STATEMENTS (CONTINUED)

- (C) During 2014, the Operating Partnership experienced a fire at its MDF facility and recorded a \$2 million loss representing the net book value of the building and equipment damaged or destroyed by the fire. During 2014, the Operating Partnership also recorded a \$13 million gain related to insurance recoveries. Insurance recoveries were \$10 million for the costs incurred during 2014 to rebuild or replace the damaged building and equipment and \$3 million for business interruption costs. Substantially all of the costs incurred to rebuild or replace the damaged building and equipment were capitalized during 2014. Both the building and equipment loss and the insurance recoveries are reported in Other Operating Gain for the Manufacturing Segment and are included in Other Operating Income (Expense), net in the Consolidated Statements of Income.
- (D) During 2014, the Operating Partnership agreed to terminate a land lease for consideration of \$2 million from the lessor. The land lease had been accounted for as an operating lease. The \$2 million consideration was primarily for the release of mineral rights. During 2013, the Operating Partnership sold certain mineral reserves for a gain of \$1 million. These gains are reported as Other Operating Gain in our Energy and Natural Resources Segment and are included in Other Operating Income (Expense), net in the Consolidated Statements of Income.
- (E) For segment reporting, Equity Earnings from Real Estate Development Ventures of \$3 million for 2014 is included in Operating Income (Loss) for the Other Segment.
- (F) Consolidated depreciation, depletion and amortization includes unallocated corporate depreciation of \$3 million, \$4 million, and \$4 million for 2014, 2013 and 2012, respectively.

A reconciliation of total segment operating income to income before income taxes is presented below for the **years ended December 31** (in millions):

	2014	2013	2012
Total Segment Operating Income	\$ 390	\$ 371	\$ 345
Corporate and Other Unallocated Expenses	(67)	(73)	(65)
Other Unallocated Operating Income (Expense), net	2	(3)	1
Equity Earnings from Timberland Venture	63	63	59
Interest Expense, net	(108)	(83)	(82)
Loss on Extinguishment of Debt	—	(4)	—
Income before Income Taxes	<u>\$ 280</u>	<u>\$ 271</u>	<u>\$ 258</u>

PLUM CREEK TIMBERLANDS, L.P.
NOTES TO CONSOLIDATED FINANCIAL STATEMENTS (CONTINUED)

NOTE 20. UNAUDITED SELECTED QUARTERLY FINANCIAL DATA

(In Millions)	1 st Quarter	2 nd Quarter	3 rd Quarter	4 th Quarter ^(B)
2014				
Revenues	\$ 317	\$ 356	\$ 375	\$ 428
Gross Profit	85	109	109	119
Operating Income ^(A)	57	82	91	92
Net Income Available to Common Interest Partners	30	55	61	68
2013				
Revenues	\$ 340	\$ 303	\$ 366	\$ 331
Gross Profit	110	90	122	98
Operating Income	78	62	91	64
Net Income Available to Common Interest Partners	56	46	72	40

^(A) During the second quarter of 2014, the Operating Partnership experienced a fire at its MDF facility and recorded a \$2 million loss representing the net book value of the building and equipment damaged or destroyed by the fire. During 2014, the Operating Partnership also recorded a \$13 million gain related to insurance recoveries, of which \$4 million, \$5 million and \$4 million was recorded in the second, third, and fourth quarters of 2014, respectively. Both the building and equipment loss and the insurance recoveries are included in Other Operating Income (Expense), net in the Consolidated Statements of Income. See Note 19 of the Notes to Consolidated Financial Statements.

^(B) During the fourth quarter of 2013, the Operating Partnership prepaid approximately \$10 million of principal of Private Debt, \$24 million of principal of Public Debt and \$225 million of principal of the term credit agreement. These prepayments resulted in a \$4 million loss. The \$4 million loss is classified as Loss on Extinguishment of Debt in the Consolidated Statements of Income. See Note 9 of the Notes to Consolidated Financial Statements.

Report of Independent Registered Public Accounting Firm

The Partners of
Plum Creek Timberlands, L.P.

We have audited the accompanying consolidated balance sheets of Plum Creek Timberlands, L.P. as of December 31, 2014 and 2013, and the related consolidated statements of income, comprehensive income, partnership capital, and cash flows for each of the three years in the period ended December 31, 2014. These financial statements are the responsibility of the Company's management. Our responsibility is to express an opinion on these financial statements based on our audits.

We conducted our audits in accordance with the standards of the Public Company Accounting Oversight Board (United States). Those standards require that we plan and perform the audit to obtain reasonable assurance about whether the financial statements are free of material misstatement. We were not engaged to perform an audit of the Company's internal control over financial reporting. Our audits included consideration of internal control over financial reporting as a basis for designing audit procedures that are appropriate in the circumstances, but not for the purpose of expressing an opinion on the effectiveness of the Company's internal control over financial reporting. Accordingly, we express no such opinion. An audit includes examining, on a test basis, evidence supporting the amounts and disclosures in the financial statements, assessing the accounting principles used and significant estimates made by management, as well as evaluating the overall financial statement presentation. We believe that our audits provide a reasonable basis for our opinion.

In our opinion, the financial statements referred to above present fairly, in all material respects, the consolidated financial position of Plum Creek Timberlands, L.P. at December 31, 2014 and 2013, and the consolidated results of its operations and its cash flows for each of the three years in the period ended December 31, 2014, in conformity with U.S. generally accepted accounting principles.

/s/ Ernst & Young LLP

Seattle, Washington
February 26, 2015

ITEM 9. CHANGES IN AND DISAGREEMENTS WITH ACCOUNTANTS ON ACCOUNTING AND FINANCIAL DISCLOSURE

None.

ITEM 9A. CONTROLS AND PROCEDURES

Evaluation of Controls and Procedures

Disclosure Controls and Procedures

The company's management, with the participation of the company's Chief Executive Officer (Principal Executive Officer) and Chief Financial Officer (Principal Financial Officer), has evaluated the effectiveness of the company's disclosure controls and procedures (as such term is defined in Rules 13a-15(e) and 15d-15(e) under the Securities Exchange Act of 1934, as amended) as of the end of the period covered by this report. Based on that evaluation, the company's management, including the Chief Executive Officer (Principal Executive Officer) and Chief Financial Officer (Principal Financial Officer), has concluded that the company's disclosure controls and procedures were effective as of the end of such period.

Control over Financial Reporting

There have been no changes in the company's internal control over financial reporting (as such term is defined in Rules 13a-15(f) and 15d-15(f) under the Securities Exchange Act of 1934, as amended) during the quarter to which this report relates that have materially affected, or are reasonably likely to materially affect, the company's internal control over financial reporting.

Management's Report on Internal Control over Financial Reporting

The management of Plum Creek Timber Company, Inc. is responsible for establishing and maintaining adequate internal control over financial reporting (as defined in Rules 13a-15(f) and 15d-15(f) under the Securities Exchange Act of 1934, as amended). Our system of internal control over financial reporting is designed to provide reasonable assurance to the company's management and Board of Directors regarding the preparation and fair presentation of the consolidated financial statements for external purposes in accordance with generally accepted accounting principles.

Plum Creek Timber Company, Inc.'s management, under the supervision of the Chief Executive Officer (Principal Executive Officer) and Chief Financial Officer (Principal Financial Officer), assessed the effectiveness of our internal control over financial reporting as of December 31, 2014. In making this assessment, we used the framework included in *Internal Control – Integrated Framework* issued by the Committee of Sponsoring Organizations of the Treadway Commission in 1992. Based on our evaluation under the criteria set forth in *Internal Control – Integrated Framework*, management concluded that our internal control over financial reporting was effective as of December 31, 2014.

Because of its inherent limitations, internal control over financial reporting may not prevent or detect misstatements. Projections of any evaluation of effectiveness to future periods are subject to the risks that controls may become inadequate because of changes in conditions or that the degree of compliance with the policies or procedures may deteriorate.

The effectiveness of our internal control over financial reporting as of December 31, 2014, has been audited by Ernst & Young LLP, an independent registered public accounting firm, as stated in their report, which is included herein.

ITEM 9B. OTHER INFORMATION

None.

Part III

ITEM 10. DIRECTORS, EXECUTIVE OFFICERS AND CORPORATE GOVERNANCE

Information about the company's executive officers, code of ethics and certain other corporate governance matters is presented in Part I of this Form 10-K. Information under the following captions in the company's Notice of 2015 Annual Meeting of Stockholders and Proxy Statement is incorporated herein by reference: "Proposal 1 – Election of Directors"; "Section 16(a) Beneficial Ownership Reporting Compliance"; "Board of Directors and Corporate Governance – Selection of Nominees to the Board of Directors"; and "Board of Directors and Corporate Governance – Board Committees – Audit Committee".

ITEM 11. EXECUTIVE COMPENSATION

Information under the following captions in the company's Notice of 2015 Annual Meeting of Stockholders and Proxy Statement is incorporated herein by reference: "Executive Compensation"; "Compensation Committee Interlocks and Insider Participation"; "Compensation Committee Report"; and "Board of Directors and Corporate Governance – Director Compensation".

ITEM 12. SECURITY OWNERSHIP OF CERTAIN BENEFICIAL OWNERS AND MANAGEMENT AND RELATED STOCKHOLDER MATTERS

Information under the following captions in the company's Notice of 2015 Annual Meeting of Stockholders and Proxy Statement is incorporated herein by reference: "Executive Compensation – Equity Compensation Plan Information"; and "Security Ownership of Certain Beneficial Owners and Management".

ITEM 13. CERTAIN RELATIONSHIPS AND RELATED TRANSACTIONS, AND DIRECTOR INDEPENDENCE

Information under the following captions in the company's Notice of 2015 Annual Meeting of Stockholders and Proxy Statement is incorporated herein by reference: "Related Party Transactions"; "Compensation Committee Interlocks and Insider Participation"; "Board of Directors and Corporate Governance – Director Independence"; and "Board of Directors and Corporate Governance – Board Committees – Audit Committee".

ITEM 14. PRINCIPAL ACCOUNTING FEES AND SERVICES

Information under the following caption in the company's Notice of 2015 Annual Meeting of Stockholders and Proxy Statement is incorporated herein by reference: "Independent Auditors – Fees to the Independent Auditors for 2013 and 2014".

Part IV

ITEM 15. EXHIBITS, FINANCIAL STATEMENT SCHEDULES

Documents filed as a part of this report

Financial Statements and Supplementary Financial Information

The following consolidated financial statements of the company are included in Part II, Item 8 of this Form 10-K:

PLUM CREEK TIMBER COMPANY, INC.

Consolidated Statements of Income	66
Consolidated Statements of Comprehensive Income	67
Consolidated Balance Sheets	68
Consolidated Statements of Stockholders' Equity	69
Consolidated Statements of Cash Flows	70
Notes to Consolidated Financial Statements	71
Report of Independent Registered Public Accounting Firm	115
Report of Independent Registered Public Accounting Firm on Internal Control over Financial Reporting	116

PLUM CREEK TIMBERLANDS, L.P.

Consolidated Statements of Income	117
Consolidated Statements of Comprehensive Income	118
Consolidated Balance Sheets	119
Consolidated Statements of Partnership Capital	120
Consolidated Statements of Cash Flows	121
Notes to Consolidated Financial Statements	122
Report of Independent Registered Public Accounting Firm	164
Management's Report on Internal Control over Financial Reporting	165

Financial Statement Schedules

All financial statement schedules have been omitted because they are not applicable, not material or the required information is shown in the consolidated financial statements or the notes thereto.

List of Exhibits

Each exhibit set forth below in the Index to Exhibits is filed as a part of this report. All exhibits not filed herewith are incorporated herein by reference to a prior filing as indicated. Exhibits designated by a positive sign (“+”) indicate management contracts or compensatory plans or arrangements.

Index to Exhibits

The agreements included as exhibits to this report are included to provide information about their terms and not to provide any other factual or disclosure information about the company or the other parties to the agreements. The agreements may contain representations and warranties by each of the parties to the applicable agreement that were made solely for the benefit of the other parties to the agreement and:

- should not be treated as categorical statements of fact, but rather as a way of allocating the risk among the parties if those statements prove to be inaccurate;
- may have been qualified by disclosures that were made to the other party in connection with the negotiation of the applicable agreement, which disclosures are not necessarily reflected in the agreement;
- may apply standards of materiality in a way that is different from what may be viewed as material to investors; and
- were made only as of the date of the applicable agreement or such other date or dates as may be specified in the agreement and are subject to more recent developments.

Accordingly, these representations and warranties may not describe the actual state of affairs as of the date they were made or at any other time.

Exhibit Designation	Nature of Exhibit
2.1	Agreement and Plan of Merger, dated July 18, 2000, by and among Georgia-Pacific Corporation, North American Timber Corp., NPI Timber, Inc., GNN Timber, Inc., GPW Timber, Inc., LRFP Timber, Inc., NPC Timber, Inc. and Plum Creek Timber Company, Inc. (Exhibit 2.1 to Form 8-K, File No. 1-10239, filed July 20, 2000). Amendment No.1 to Agreement and Plan of Merger, dated as of June 12, 2001 (Exhibit 2.1 to Form 8-K, File No. 1-10239, filed June 14, 2001).
2.2	Contribution Agreement, dated August 22, 2008, between Plum Creek Timber Operations I, L.L.C. and TCG Member, LLC (Exhibit 2.1 to Form 8-K, File No. 1-10239, filed August 27, 2008).
2.3	Limited Liability Company Agreement of Southern Diversified Timber, LLC, dated October 1, 2008, between Plum Creek Timber Operations I, L.L.C. and TCG Member, LLC (Exhibit 2.2 to Form 8-K, File No. 1-10239, filed October 7, 2008).
2.4	Master Purchase and Sale Agreement, dated October 28, 2013, by and among MeadWestvaco Corporation, MWV Community Development and Land Management, LLC and MWV Community Development, Inc., as sellers, and Plum Creek Timberlands, L.P., Plum Creek Marketing, Inc., Plum Creek Land Company and Highland Mineral Resources, LLC, as purchasers (Exhibit 2.1 to Form 8-K, File No. 1-10239, filed October 29, 2013).
3.1	Restated Certificate of Incorporation of Plum Creek Timber Company, Inc., as amended (Exhibit 3.1 to Form 10-Q, File No. 1-10239, for the quarter ended June 30, 2009).
3.2	Amended and Restated By-laws of Plum Creek Timber Company, Inc., as amended (Exhibit 3.2 to Form 10-K, File No. 1-10239, for the year ended December 31, 2010).
3.3	Amended and Restated Agreement of Limited Partnership of Plum Creek Timberlands, L.P. (Exhibit 3.3 to Form 10-K, File No. 1-10239, for the year ended December 31, 2010).
4.1	Note Indenture, dated November 14, 2005, by and among Plum Creek Timberlands, L.P., as issuer, Plum Creek Timber Company, Inc., as guarantor, and U.S. Bank National Association, as trustee, governing the terms of the 5.875% Notes due 2015, the 4.70% Notes due 2021, and the 3.25% Notes due 2023 (Exhibit 4.1 to Form 8-K, File No. 1-10239, filed November 14, 2005).
4.2	Officer's Certificate (including Form of Note and Guarantee), dated November 14, 2005, executed by Plum Creek Timberlands, L.P., as issuer, establishing the terms and form of the 5.875% Notes due 2015 (Exhibit 4.2 to Form 8-K, File No. 1-10239, filed November 14, 2005).
4.3	Officer's Certificate, dated May 2, 2006, executed by Plum Creek Timberlands, L.P., as issuer, reopening the 5.875% Notes due 2015 (Exhibit 4.3 to Form 8-K, File No. 1-10239, filed on May 2, 2006).

- 4.4 Officer's Certificate (including Form of Note and Guarantee), dated November 15, 2010, executed by Plum Creek Timberlands, L.P., as issuer, establishing the terms and form of the 4.70% Notes due 2021 (Exhibit 4.2 to Form 8-K, File No. 1-10239, filed November 15, 2010).
- 4.5 Officer's Certificate (including Form of Note and Guarantee), dated November 26, 2012, executed by Plum Creek Timberlands, L.P., as issuer, establishing the terms and form of the 3.25% Notes due 2023 (Exhibit 4.2 to Form 8-K, File No. 1-10239, filed November 26, 2012).
- 4.6 Amended and Restated Installment Note, dated December 16, 2013, executed by Plum Creek Timberlands, L.P. (Exhibit 4.6 to Form 10-K, File No. 1-10239, for the year ended December 31, 2013).
- 4.7 The registrant agrees that it will furnish the Commission a copy of any of its debt instruments not listed herein upon request.
- 10.1 Revolving Credit Agreement, dated March 2, 2012, by and among Plum Creek Timberlands, L.P., as the Borrower, Wells Fargo Bank, National Association, as Administrative Agent, The Bank of Tokyo-Mitsubishi UFJ, Ltd., The Royal Bank of Scotland plc, JPMorgan Chase Bank, N.A. and U.S. Bank National Association, as Syndication Agents, CoBank, ACB and Northwest Farm Credit Services, PCA, as Documentation Agents, Wells Fargo Securities, LLC, The Bank of Tokyo-Mitsubishi UFJ, Ltd., RBS Securities Inc., J.P. Morgan Securities LLC, U.S. Bank National Association, CoBank, ACB and Northwest Farm Credit Services, PCA, as Joint Lead Arrangers and as Joint Book Runners, and the other lenders party thereto (Exhibit 10.1 to Form 8-K, File No. 1-10239, filed March 5, 2012). First Amendment to Revolving Credit Agreement, dated June 4, 2012, by and among Plum Creek Timberlands, L.P., Wells Fargo Bank, National Association, as Administrative Agent for the lenders party thereto and as a lender, and the other lenders party thereto. Second Amendment to Revolving Credit Agreement, dated November 8, 2013, by and among Plum Creek Timberlands, L.P., Wells Fargo Bank, National Association, as Administrative Agent for the lenders party thereto and as a lender, and the other lenders party thereto (Exhibit 10.1 to Form 8-K, file No. 1-10239, filed November 12, 2013).
- 10.2 Amended and Restated Term Loan Agreement, dated December 12, 2013, by and among Plum Creek Timberlands, L.P., as the Borrower, Northwest Farm Credit Services, PCA, as Administrative Agent, CoBank, ACB, as Syndication Agent, Northwest Farm Credit Services, PCA, and CoBank, ACB, as Joint Lead Arrangers and as Joint Book Runners, and the lenders party thereto (Exhibit 10.2 to Form 10-K, File No. 1-10239, for the year ended December 31, 2013).
- 10.3 Credit Agreement and Guarantee, dated October 1, 2008, by and among Plum Creek Ventures I, LLC, Plum Creek Timber Company, Inc. and Southern Diversified Timber, LLC (Exhibit 10.1 to Form 8-K, File No. 1-10239, filed October 7, 2008).
- 10.4 Pledge Agreement, dated October 1, 2008, between Plum Creek Ventures I, LLC and Southern Diversified Timber, LLC (Exhibit 10.2 to Form 8-K, File No. 1-10239, filed October 7, 2008).
- 10.5+ Plum Creek Supplemental Pension Plan (Exhibit 10.5 to Form 10-K, File No. 1-10239, for the year ended December 31, 2010).
- 10.6+ Plum Creek Supplemental Benefits Plan (Exhibit 10.6 to Form 10-K, File No. 1-10239, for the year ended December 31, 2010).
- 10.7+ Plum Creek Pension Plan (Exhibit 10.7 to Form 10-K, File No. 1-10239, for the year ended December 31, 2010). First Amendment to Plum Creek Pension Plan (Exhibit 10.7 to Form 10-K, File No. 1-10239, for the year ended December 31, 2012). Second Amendment to Plum Creek Pension Plan (Exhibit 10.7 to Form 10-K, File No. 1-10239, for the year ended December 31, 2013). Third Amendment to Plum Creek Pension Plan.
- 10.8+ Plum Creek Timber Company, Inc. Deferral Plan (Exhibit 10.1 to Form 8-K, File No. 1-10239, filed June 24, 2005).
- 10.9+ Director Deferral Election Form (Exhibit 10.3 to Form 8-K, File No. 1-10239, filed June 24, 2005).
- 10.10+ Executive Deferral Election Form (Exhibit 10.4 to Form 8-K, File No. 1-10239, filed June 24, 2005).
- 10.11+ Plum Creek Timber Company, Inc. Director Stock Ownership Plan (Exhibit 10.2 to Form 8-K, file No. 1-10239, filed June 24, 2005).
- 10.12+ Amended and Restated Plum Creek Timber Company, Inc. Stock Incentive Plan (Filed as an appendix to Plum Creek's definitive Proxy Statement on Schedule 14A, filed March 29, 2004).

EXHIBITS

- 10.13+ 2012 Plum Creek Timber Company, Inc. Stock Incentive Plan (Filed as an appendix to Plum Creek's definitive Proxy Statement on Schedule 14A, filed March 29, 2012).
- 10.14+ Plum Creek Timber Company, Inc. Annual Incentive Plan (Exhibit 10.13 to Form 10-K, File No. 1-10239, for the year ended December 31, 2000). Annual Incentive Plan - Compensation Committee Guidelines for Executive Officers (Form 8-K, file No. 1-10239, filed April 6, 2006). Annual Incentive Plan - Compensation Committee Guidelines for Executive Officers (Form 8-K, File No. 1-10239, filed February 10, 2011).
- 10.15+ Form of Executive Stock Option, Restricted Stock Unit and Value Management Award Agreement For Plan Year 2006 (Exhibit 10.2 to Form 8-K, File No. 1-10239, filed February 8, 2006).
- 10.16+ Form of Executive Stock Option, Restricted Stock Unit and Value Management Award Agreement For Plan Year 2007 (Exhibit 10.2 to Form 8-K, File No. 1-10239, filed February 8, 2007).
- 10.17+ Form of Executive Stock Option, Restricted Stock Unit and Value Management Award Agreement For Plan Year 2008 (Exhibit 10.18 to Form 10-K, File No. 1-10239, for the year ended December 31, 2007).
- 10.18+ Form of Executive Stock Option, Restricted Stock Unit and Value Management Award Agreement For Plan Year 2009 (Exhibit 10.20 to Form 10-K, File No. 1-10239, for the year ended December 31, 2008).
- 10.19+ Form of Executive Stock Option, Restricted Stock Unit and Value Management Award Agreement For Plan Year 2010 (Exhibit 10.21 to Form 10-K, File No. 1-10239, for the year ended December 31, 2009).
- 10.20+ Form of Executive Stock Option, Restricted Stock Unit and Value Management Award Agreement For Plan Year 2011 (Exhibit 10.22 to Form 10-K, File No. 1-10239, for the year ended December 31, 2010).
- 10.21+ Form of Executive Restricted Stock Unit and Value Management Award Agreement For Plan Year 2012 (Exhibit 10.2 to Form 8-K, File No. 1-10239, filed May 10, 2012).
- 10.22+ Form of Executive Restricted Stock Unit and Value Management Award Agreement For Plan Year 2013 (Exhibit 10.24 to Form 10-K, File No. 1-10239, for the year ended December 31, 2012).
- 10.23+ Form of Executive Restricted Stock Unit and Value Management Award Agreement For Plan Year 2014 (Exhibit 10.25 to Form 10-K, File No. 1-10239, for the year ended December 31, 2013).
- 10.24+ Form of Executive Restricted Stock Unit and Value Management Award Agreement for Plan Year 2015.
- 10.25+ Form of Restricted Stock Unit Award Agreement for Rick R. Holley For Plan Year 2014 (Exhibit 10.1 to Form 8-K, file No. 1-10239, filed February 6, 2014).
- 10.26+ Restricted Stock Unit Award Waiver Agreement for Rick R. Holley (Exhibit 10.1 to Form 8-K, File No. 1-10239, filed December 12, 2014).
- 10.27+ Form of Amendment to Outstanding Stock Option Award Agreements (Exhibit 10.4 to Form 10-Q, file No. 1-10239, for the quarter ended June 30, 2009).
- 10.28+ Summary of Current Director Compensation (Exhibit 10.29 to Form 10-K, File No. 1-10239, for the year ended December 31, 2012).
- 10.29+ Form of Director and Officer Indemnity Agreement (Exhibit 10.21 to Form 10-K, File No. 1-10239, for the year ended December 31, 2004).
- 12.1 Statements regarding computation of ratios.
- 21 Subsidiaries of the Registrant.
- 23.1 Consent of Ernst & Young LLP.
- 23.2 Consent of KPMG LLP.
- 24.1 Power of Attorney (Included on the signature page to this Annual Report on Form 10-K).
- 31.1 Certification of Rick R. Holley pursuant to Rules 13a-14(a) and 15d-14(a) of the Securities Exchange Act of 1934, as amended.

EXHIBITS

- 31.2 Certification of David W. Lambert pursuant to Rules 13a-14(a) and 15d-14(a) of the Securities Exchange Act of 1934, as amended.
- 32.1 Certification of Rick R. Holley, Chief Executive Officer, pursuant to Rules 13a-14(b) and 15d-14(b) of the Securities Exchange Act of 1934, as amended, and 18 U.S.C. Section 1350, as adopted pursuant to Section 906 of the Sarbanes-Oxley Act of 2002.
- 32.2 Certification of David W. Lambert, Senior Vice President and Chief Financial Officer, pursuant to Rules 13a-14(b) and 15d-14(b) of the Securities Exchange Act of 1934, as amended, and 18 U.S.C. Section 1350, as adopted pursuant to Section 906 of the Sarbanes- Oxley Act of 2002.
- 99.1 Financial Statements of Southern Diversified Timber, LLC.
- 101.INS XBRL Instance Document.
- 101.SCH XBRL Taxonomy Extension Schema Document.
- 101.CAL XBRL Taxonomy Extension Calculation Linkbase Document.
- 101.DEF XBRL Taxonomy Extension Definition Linkbase Document.
- 101.LAB XBRL Taxonomy Extension Label Linkbase Document.
- 101.PRE XBRL Taxonomy Extension Presentation Linkbase Document.

**Certification Pursuant to
Section 302 of the Sarbanes-Oxley Act of 2002**

I, **Rick R. Holley**, certify that:

1. I have reviewed this annual report on Form 10-K of Plum Creek Timber Company, Inc.;
2. Based on my knowledge, this report does not contain any untrue statement of a material fact or omit to state a material fact necessary to make the statements made, in light of the circumstances under which such statements were made, not misleading with respect to the period covered by this report;
3. Based on my knowledge, the financial statements, and other financial information included in this report, fairly present in all material respects the financial condition, results of operations and cash flows of the registrant as of, and for, the periods presented in this report;
4. The registrant's other certifying officer and I are responsible for establishing and maintaining disclosure controls and procedures (as defined in Exchange Act Rules 13a-15(e) and 15d-15(e)) and internal control over financial reporting (as defined in Exchange Act Rules 13a-15(f) and 15d-15(f)) for the registrant and have:
 - (a) designed such disclosure controls and procedures, or caused such disclosure controls and procedures to be designed under our supervision, to ensure that material information relating to the registrant, including its consolidated subsidiaries, is made known to us by others within those entities, particularly during the period in which this report is being prepared;
 - (b) designed such internal control over financial reporting, or caused such internal control over financial reporting to be designed under our supervision, to provide reasonable assurance regarding the reliability of financial reporting and the preparation of financial statements for external purposes in accordance with generally accepted accounting principles;
 - (c) evaluated the effectiveness of the registrant's disclosure controls and procedures and presented in this report our conclusions about the effectiveness of the disclosure controls and procedures, as of the end of the period covered by this report based on such evaluation; and
 - (d) disclosed in this report any change in the registrant's internal control over financial reporting that occurred during the registrant's most recent fiscal quarter (the registrant's fourth fiscal quarter in the case of an annual report) that has materially affected, or is reasonably likely to materially affect, the registrant's internal control over financial reporting; and
5. The registrant's other certifying officer and I have disclosed, based on our most recent evaluation of internal control over financial reporting, to the registrant's auditors and the audit committee of the registrant's Board of Directors (or persons performing the equivalent function):
 - (a) all significant deficiencies and material weaknesses in the design or operation of internal control over financial reporting which are reasonably likely to adversely affect the registrant's ability to record, process, summarize and report financial information; and
 - (b) any fraud, whether or not material, that involves management or other employees who have a significant role in the registrant's internal control over financial reporting.

Date: February 26, 2015

By:



RICK R. HOLLEY
Chief Executive Officer

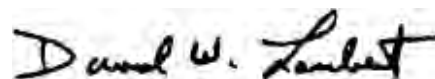
**Certification Pursuant to
Section 302 of the Sarbanes-Oxley Act of 2002**

I, **David W. Lambert**, certify that:

1. I have reviewed this annual report on Form 10-K of Plum Creek Timber Company, Inc.;
2. Based on my knowledge, this report does not contain any untrue statement of a material fact or omit to state a material fact necessary to make the statements made, in light of the circumstances under which such statements were made, not misleading with respect to the period covered by this report;
3. Based on my knowledge, the financial statements, and other financial information included in this report, fairly present in all material respects the financial condition, results of operations and cash flows of the registrant as of, and for, the periods presented in this report;
4. The registrant's other certifying officer and I are responsible for establishing and maintaining disclosure controls and procedures (as defined in Exchange Act Rules 13a-15(e) and 15d-15(e)) and internal control over financial reporting (as defined in Exchange Act Rules 13a-15(f) and 15d-15(f)) for the registrant and have:
 - (a) designed such disclosure controls and procedures, or caused such disclosure controls and procedures to be designed under our supervision, to ensure that material information relating to the registrant, including its consolidated subsidiaries, is made known to us by others within those entities, particularly during the period in which this report is being prepared;
 - (b) designed such internal control over financial reporting, or caused such internal control over financial reporting to be designed under our supervision, to provide reasonable assurance regarding the reliability of financial reporting and the preparation of financial statements for external purposes in accordance with generally accepted accounting principles;
 - (c) evaluated the effectiveness of the registrant's disclosure controls and procedures and presented in this report our conclusions about the effectiveness of the disclosure controls and procedures, as of the end of the period covered by this report based on such evaluation; and
 - (d) disclosed in this report any change in the registrant's internal control over financial reporting that occurred during the registrant's most recent fiscal quarter (the registrant's fourth fiscal quarter in the case of an annual report) that has materially affected, or is reasonably likely to materially affect, the registrant's internal control over financial reporting; and
5. The registrant's other certifying officer and I have disclosed, based on our most recent evaluation of internal control over financial reporting, to the registrant's auditors and the audit committee of the registrant's Board of Directors (or persons performing the equivalent function):
 - (a) all significant deficiencies and material weaknesses in the design or operation of internal control over financial reporting which are reasonably likely to adversely affect the registrant's ability to record, process, summarize and report financial information; and
 - (b) any fraud, whether or not material, that involves management or other employees who have a significant role in the registrant's internal control over financial reporting.

Date: February 26, 2015

By:



DAVID W. LAMBERT
Senior Vice President and Chief Financial
Officer

**Certification Pursuant to
18 U.S.C. Section 1350,
As Adopted Pursuant to
Section 906 of the Sarbanes-Oxley Act of 2002**

In connection with the Annual Report on Form 10-K of Plum Creek Timber Company, Inc. (the "Company") for the period ended December 31, 2014, as filed with the Securities and Exchange Commission on the date hereof (the "Report"), Rick R. Holley, as Chief Executive Officer of the Company, hereby certifies, pursuant to 18 U.S.C. Section 1350, as adopted pursuant to Section 906 of the Sarbanes-Oxley Act of 2002, that, to the best of his knowledge:

- (1) The Report fully complies with the requirements of Section 13(a) or Section 15(d) of the Securities Exchange Act of 1934; and
- (2) The information contained in the Report fairly presents, in all material respects, the financial condition and result of operations of the Company.

Date: February 26, 2015

By:



RICK R. HOLLEY
Chief Executive Officer

A signed original of this written statement required by Section 906 has been provided to the Company and will be retained by the Company and furnished to the Securities and Exchange Commission or its staff upon request.

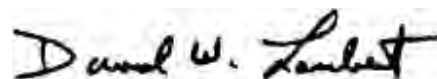
**Certification Pursuant to
18 U.S.C. Section 1350,
As Adopted Pursuant to
Section 906 of the Sarbanes-Oxley Act of 2002**

In connection with the Annual Report on Form 10-K of Plum Creek Timber Company, Inc. (the "Company") for the period ended December 31, 2014, as filed with the Securities and Exchange Commission on the date hereof (the "Report"), David W. Lambert, as Chief Financial Officer of the Company, hereby certifies, pursuant to 18 U.S.C. Section 1350, as adopted pursuant to Section 906 of the Sarbanes-Oxley Act of 2002, that, to the best of his knowledge:

- (1) The Report fully complies with the requirements of Section 13(a) or Section 15(d) of the Securities Exchange Act of 1934; and
- (2) The information contained in the Report fairly presents, in all material respects, the financial condition and result of operations of the Company.

Date: February 26, 2015

By:



DAVID W. LAMBERT
Senior Vice President and Chief Financial
Officer

A signed original of this written statement required by Section 906 has been provided to the Company and will be retained by the Company and furnished to the Securities and Exchange Commission or its staff upon request.

Corporate Leadership

Executive Officers

Rick R. Holley

Chief Executive Officer

Thomas M. Lindquist

President and Chief Operating Officer

David W. Lambert

Senior Vice President and
Chief Financial Officer

James A. Kilberg

Senior Vice President, Real Estate,
Energy and Natural Resources

James A. Kraft

Senior Vice President, General Counsel
and Secretary

Russell S. Hagen

Senior Vice President,
Business Development

Larry D. Neilson

Senior Vice President, Resources
and Operations Support

Timothy E. Punke

Senior Vice President,
Corporate Affairs and Public Policy

Barbara L. Crowe

Vice President, Human Resources

Corporate Officers

David A. Brown

Vice President and Chief Accounting Officer

John B. Hobbs

Vice President, Investor Relations

Mark A. Miller

Vice President and Chief Information Officer

Robert J. Olszewski

Vice President, Environmental Affairs

Kathleen S. Sims

Vice President, Government Relations

Laura B. Smith

Vice President and Treasurer

Paul A. Stamnes

Vice President, Tax

Board Committees

[A] Audit

[C] Compensation

[N] Corporate Governance & Nominating

[F] Audit Committee Financial Expert

Operating Officers

William T. Calton, Jr.

Vice President, Real Estate

Paul J. Davis

Vice President, Resources — Gulf South

Rehad (Paul) Hossain

Vice President, Renewable Energy
and Supply Chain

Thomas G. Ray

Vice President, Northwest Resources
and Manufacturing

Thomas M. Reed

Vice President, Resources — Atlantic South

Board of Directors

John F. Morgan Sr. [A, N]

Chairman of the Board
Owner, South Coast Commercial, LLC

Rick R. Holley

Chief Executive Officer
Plum Creek Timber Company, Inc.

Robin Josephs [A, C, F]

Former Managing Director
Starwood Capital Group

Sara Grootwassink Lewis [A]

Founder and Chief Executive Officer
Lewis Corporate Advisors, LLC

John G. McDonald [A, N]

Professor of Finance,
Stanford Investors Chair
Graduate School of Business,
Stanford University

Robert B. McLeod [C]

Chairman and Chief Executive Officer
Newland Communities

Marc F. Racicot [A]

Attorney and Former Governor of Montana

Lawrence A. Selzer [C, N]

President and Chief Executive Officer
The Conservation Fund

Stephen C. Tobias [C, N]

Former Vice Chairman and
Chief Operating Officer
Norfolk Southern Corporation

Martin A. White [C]

Former Chairman of the Board,
President and Chief Executive Officer
MDU Resources Group, Inc.

Corporate Information

Principal Headquarters

Plum Creek

601 Union Street, Suite 3100
Seattle, WA 98101
206 467-3600 or 800 858-5347
www.plumcreek.com

Annual Meeting

Date & time: May 5, 2015, at 2pm
Location: Washington Athletic Club
Lobby Level, Noble Room
1325 Sixth Avenue
Seattle, WA 98101

Investor Relations

John B. Hobbs

Vice President, Investor Relations
206 467-3600 or 800 858-5347

FORM 10-K

Additional copies of this report and
Plum Creek's report on 10-K are available
without charge upon written request to:

Plum Creek**Investor Relations**

601 Union Street, Suite 3100
Seattle, WA 98101

Independent Registered Public Accounting Firm

Ernst & Young LLP

999 Third Avenue, Suite 3500
Seattle, WA 98104-4086

Stock Information

Listed: New York Stock Exchange
Symbol: PCL
CUSIP: 729 251 108

Stock Transfer Agent & Registrar

Computershare

P.O. Box 30170
College Station, TX 77842-3170

800 254-4961

781 575-3400 outside the US

800 952-9245 TDD, hearing impaired
www.computershare.com/investor

Plum Creek is proud to have all of its
timberlands independently certified to
the standards of the Sustainable Forestry
Initiative program.





PlumCreek

601 Union Street, Suite 3100, Seattle, WA 98101

PLUMCREEK.COM NYSE: PCL